

# PHILIPS

## Xitanium

### LED driver



## Datasheet

### Xitanium LED Xtreme drivers – Sensor Ready

Xi SR 165W 0.2-1.0A SNEMP 230V C170 sXt

9290 033 89606

#### Simplifying connectivity solutions with sensors and controls

Philips LED Xtreme Sensor Ready drivers are ideal for use with sensors applied in outdoor and industrial management systems. With its dual integrated power supplies it is easy to power sensors and wireless modules directly from the driver. The driver also features integrated energy metering related to these management systems from the SR Certified partner program. This program with key management and sensor vendors ensures that certified sensors and controllers work seamlessly with the Xitanium SR driver.

#### Benefits

- Sensor Ready concept, ideal for use with sensors applied in outdoor and industrial management systems
- Dual integrated power supplies to power sensors and wireless radios directly from the driver, open spec for all OEMs, simplifying integration of sensors into the luminaire
- Low inrush current due to IntelliStart, a driver-integrated feature enabling a high amount of drivers per MCB (on select models)
- High-accuracy integrated power metering
- Certified per DIIA intra-luminaire standard D4i

#### Features

- Integrated Bus Power Supply for sensors and radios (DALI part 250)
- Integrated 24VDC auxiliary power supply (DALI Part 150)
- Memory Bank 1 Extension / Luminaire Data (DALI part 251)
- Highly accurate energy reporting (DALI Part 252)
- Diagnostics & Maintenance data (DALI part 253)
- SimpleSet<sup>®</sup>, wireless configuration interface
- High surge immunity (CM/DM)
- Long lifetime and robust protection
- Configurable operating windows (AOC)
- Autonomous dimming via Integrated DynaDimmer
- Suitable for central emergency DC operation (DCemDim)
- Thermal protection for driver (DTL) and LED module (MTP)
- Constant Light Output (CLO)
- Adjustable Start-up Time (AST)
- Adjustable Light Output (ALO)
- End-Of-Life indicator (EOL)
- OEM Write Protection (OWP)

#### Application

- Road and street lighting
- Residential lighting
- Area lighting
- Industrial lighting
- Tunnel lighting

## Electrical input data

Specification item	Value	Unit	Condition
Rated input voltage range	202...254	V <sub>ac</sub>	Performance range
Rated input voltage	230	V <sub>ac</sub>	
Rated input frequency range	47...63	Hz	Performance range
Rated input current	0.83	A	@ rated output power @ rated input voltage
Max. input current	0.91	A	@ rated output power @ minimum performance input voltage
Rated input power	183	W	@ rated output + Vaux power @ rated input voltage
Minimum Power factor	0.95		@ rated output power @ rated input voltage
Total harmonic distortion	6	%	@ rated output power @ rated input voltage
Efficiency	92	%	@ rated output power @ rated input voltage @ max. Uout
Rated input voltage DC range	186...250	V <sub>dc</sub>	Performance range
Rated input current DC range	0.6	A <sub>dc</sub>	Performance range
Input voltage AC range	80...264	V <sub>ac</sub>	Safety operational range, see MainsGuard graph
Input frequency AC range	45...66	Hz	Safety operational range
Input voltage DC range	168...275	V <sub>dc</sub>	Safety operational range
Standby Power (no load)	0.33	W	Excl. consumption by sensors connected to the DA bus and/or 24VDC auxiliary supply
Isolation input to output	Reinforced		

## Electrical output data

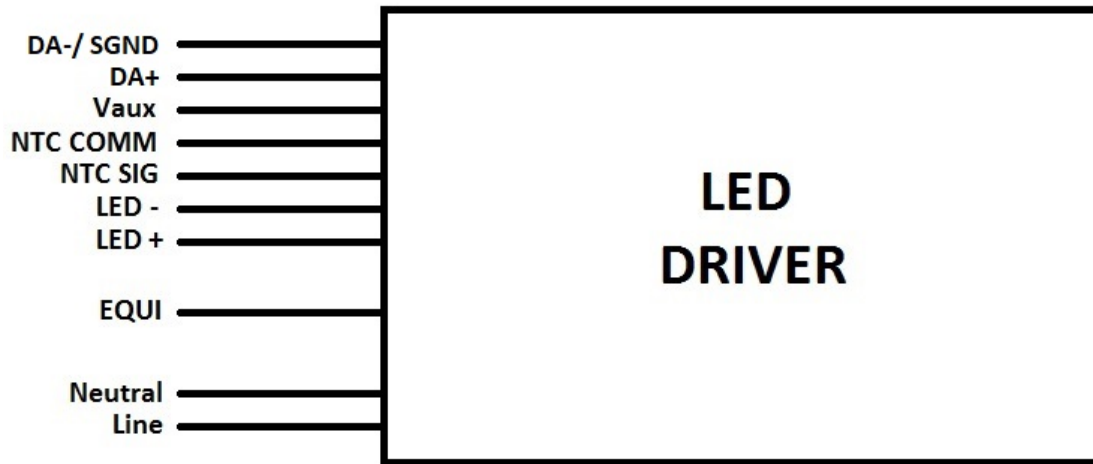
Specification item	Value	Unit	Condition
Regulation method	Constant Current		
Output voltage	80...300	V <sub>dc</sub>	
Output voltage max.	340	V	Maximum voltage at open load
Output current	0.2...1.05	A	
Output current min programmable	200	mA	
Output current min dimming	55	mA	
Output current tolerance ±	5	%	@full load
Output current ripple LF	≤ 4	%	Ripple = peak / average @ < 3kHz
Output current ripple HF	≤ 4	%	
Output P <sub>st</sub> <sup>LM</sup>	≤ 0.15		In entire operating window
Output SVM	≤ 0.07		In entire operating window
Output power	4.4...165	W	

## Electrical data controls input

Specification item	Value	Unit	Condition
Control method	Dynadimmer, SR		Output current amplitude dimming. Please refer to design-in guide at <a href="http://www.philips.com/oem">www.philips.com/oem</a> for more controllability details.
Dimming range	10...100	%	Acc. D4i. For latest DALI certification status please visit <a href="http://www.digitalilluminationinterface.org/products">www.digitalilluminationinterface.org/products</a>
Isolation controls input to output	Basic		acc. IEC61347-1
SR output voltage max.	22.5	V	
SR output current	52	mA	
SR maximum current	60	mA	

## Wiring and Connections

Specification item	Value	Unit	Type
Input wire cross-section	0.5...1.5	mm <sup>2</sup> / AWG	solid / stranded wire
Input wire strip length	8.5...9.5	mm	
Output wire cross-section	0.5...1.5	mm <sup>2</sup> / AWG	solid / stranded wire
Output wire strip length	8.5...9.5	mm	
Control wire cross-section	0.5...1.5	mm <sup>2</sup> / AWG	solid / stranded wire
Control wire strip length	8.5...9.5	mm	
Maximum cable length	1.5	m	CISPR15: between driver and LED module
Maximum NTC output cable length	0.6	m	

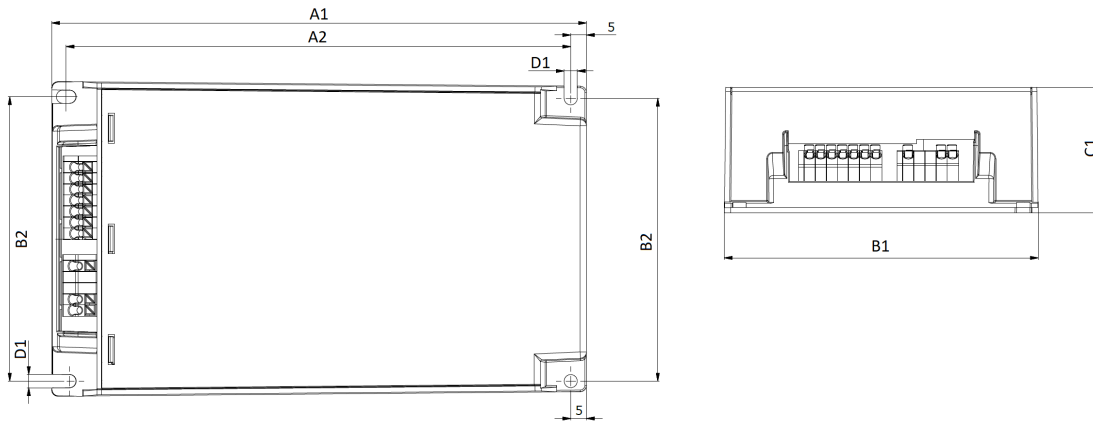


## Isolation

Insulation per IEC61347-1	Mains	EQUI	LED + NTC	DA + Vaux
Mains	-	Reinforced	Reinforced	Reinforced
EQUI	Reinforced	-	Basic	Reinforced
LED + NTC	Reinforced	Basic	-	Basic
DA + Vaux	Reinforced	Reinforced	Basic	-

## Dimensions and weight

Specification item	Value	Unit	Tolerance (mm)
Length (A1)	170	mm	
Mounting hole distance (A2)	160	mm	
Width (B1)	100	mm	
Width (B2)	90	mm	
Height (C1)	40	mm	
Mounting hole diameter (D1)	4.2	mm	
Weight	960	gram	



## Logistical data

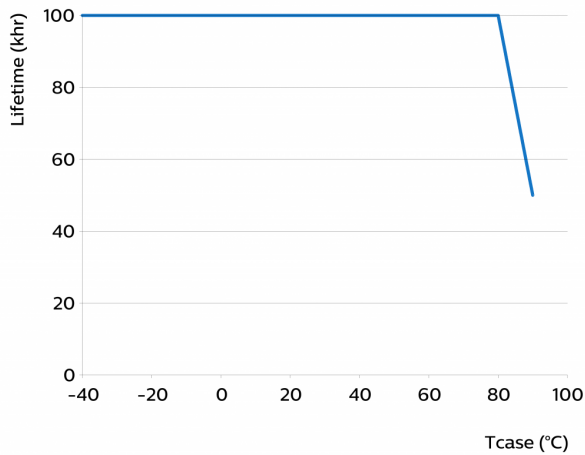
Specification item	Value
Product name	Xi SR 165W 0.2-1.0A SNEMP 230V C170 sXt
EOC	871951439014000
Logistic code 12NC	9290 033 89606
EAN1 (GTIN)	8719514390140
EAN3 (box)	8719514390157
Pieces per box	9

## Operational temperatures and humidity

Specification item	Value	Unit	Condition
Ambient temperature	-40...+55	°C	Higher ambient temperature allowed as long as T <sub>case-max</sub> is not exceeded
T <sub>case-max</sub>	90	°C	Maximum temperature measured at T <sub>case-point</sub>
T <sub>case-life</sub>	80	°C	Measured at T <sub>case-point</sub>
Maximum housing temperature	120	°C	In case of a failure, inherent by design
Relative humidity	10...90	%	Non-condensing

## Lifetime

Specification item	Value	Unit	Condition
Driver lifetime	100,000	hours	Measured temperature at Tcase-point is Tcase-life. Maximum failures = 10%



## Storage temperature and humidity

Specification item	Value	Unit	Condition
Ambient temperature	-40...+85	°C	
Relative humidity	5...95	%	Non-condensing

## Programmable features

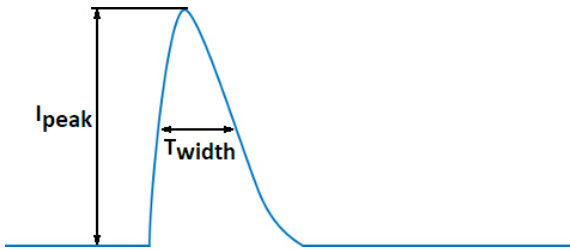
Specification item	Available	Default setting	Condition
Set Adjustable Output Current (AOC)	Programmable, SimpleSet	700 mA	
LED Module Temperature Protection (MTP)	Yes	OFF	
Driver Temperature Limit (DTL)	Yes	ON	
Adjustable Light Output (ALO)	Yes	OFF	
Adjustable Light Output (ALO) min level	Yes	OFF	
Constant Light Output (CLO)	Yes	OFF	
Adjustable Start-up Time (AST)	Yes	1 s	
Integrated Dynadimmer	Yes	OFF	
Min Dim Level	Yes	10 %	
DC emergency (DCemDim)	Yes	ON	Sensor commands accepted, EOF(x) range: 10 ... 60%. No external DC rated mains fuse required. Internal fuse rating: T5A 250VAC/DC.
DALI control supported at DC operation	Yes	OFF	
End Of Life indicator (EOL)	Yes	OFF	
OEM Write Protection (OWP)	Yes	OFF	
SR PSU (DALI part 250)	Yes	ON	
Luminaire Info (DALI part 251)	Yes	—	
Energy metering (DALI part 252)	Yes	—	Accuracy 0.5W at standby, +/-1 % at full power
Diagnostics (DALI part 253)	Yes		
DALI 253 M	Yes	—	

## Features

Specification item	Value	Condition
Open load protection	Yes	Automatic recovering
Short circuit protection	Yes	Automatic recovering
Over power protection	Yes	Automatic recovering
Hot wiring	No	
Suitable for fixtures with protection class	I and II	per IEC60598
Overtemperature protection	Yes	Automatic recovering
+24V Auxiliary Power Supply (DALI part 150)	Yes	
Inrush Limiter type	IntelliStart	

## Inrush current

Specification item	Value	Unit	Condition
Inrush current	24	A	Input voltage 230V
Subsequent inrush current	1.75	A	Input voltage 230V
Inrush peak width	60	µs	Input voltage 230 V, measured at 50% height
Inrush current subsequent peak width	110	µs	Input voltage 230 V, measured at 50% height
Drivers / MCB 16A / Fuse 16A	14	pcs	Based on rated full output power



Please refer to the driver design in guide if you use other MCB-types.

## Driver touch current / protective conductor current / earth leakage current

Specification item	Value	Unit	Condition
Typical Touch Current (ins. Class II)	0.32	mA peak	Acc. IEC61347-1. LED module contribution not included
Typical Protective Conductor Current (ins. Class I)	0.25	mA rms	Acc. IEC60598-1. LED module contribution not included

## Surge immunity

Specification item	Value	Unit	Condition
Mains surge immunity (diff. mode)	6	kV	L-N acc. IEC61000-4-5. 2 Ohm, 1.2/50us, 8/20us
Mains surge immunity (comm. mode)	10	kV	L/N - EQUI 10kV acc. EN61547; 8kV acc. IEC61000-4-5, 12 Ohm 1.2/50us,8/20us
Control surge immunity (diff. mode)	0.03	kV	DA - DA acc. IEC61000-4-5. 2 Ohm, 1.2/50us, 8/20us
Control surge immunity (comm. mode)	4	kV	DA/Vaux - EQUI acc. IEC61000-4-5. 12 Ohm 1.2/50us,8/20us
Control surge immunity (comm. mode)	4	kV	DA/Vaux - L/N acc. IEC61000-4-5. 12 Ohm 1.2/50us,8/20us

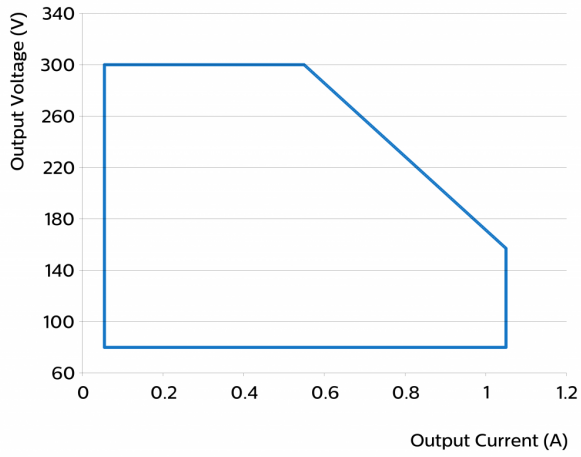
## Application Info

Specification item	Value
Approval marks and Certifications	CCC / CE / D4i / Double-insulated Built-In / EL / ENEC / RCM / SR / UKCA / WEEE
Ingress Protection classification (IP)	20
Application	Outdoor
Mounting Type	Built-in

## Graphs

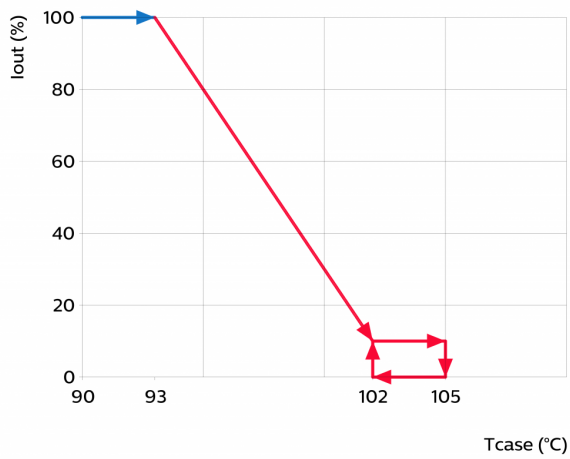
### Operating window

---



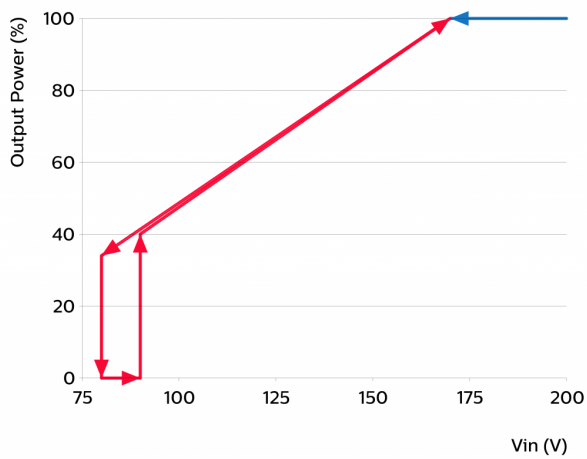
### Thermal Guard

---



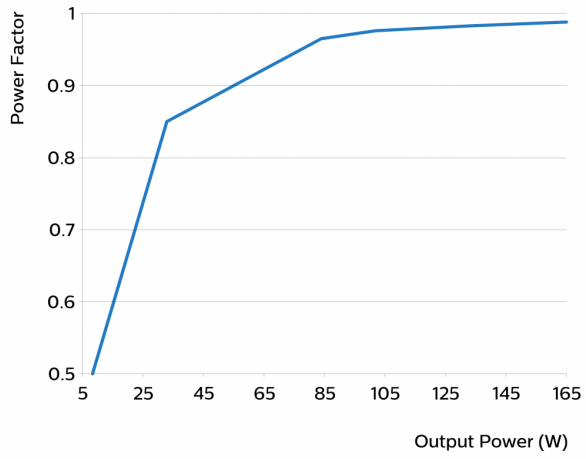
### Mains Guard

---



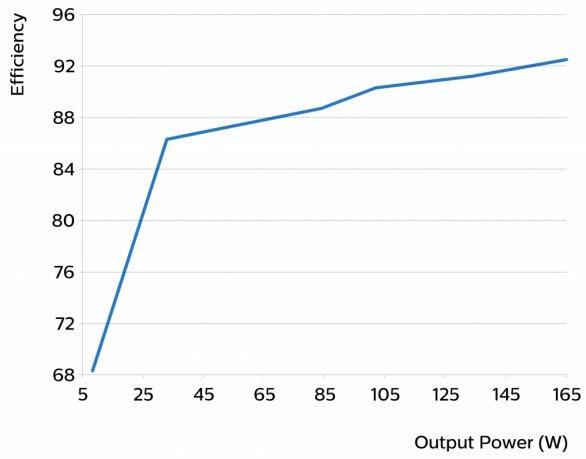
### Power factor versus output power

---



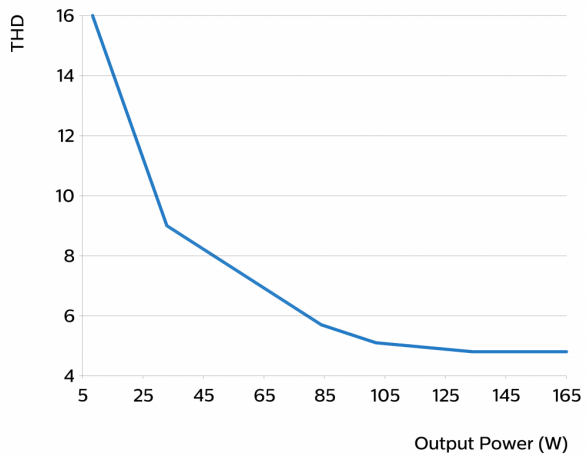
### Efficiency versus output power

---



### THD versus output power

---





## Notes

---

### Important info about dual power supplies:

- 1: DA power supply and Vaux supply are short-circuit proof.
- 2: The DA supply is specified with a guaranteed supply current of 52mA and a maximum supply current of 60mA. Voltage is depending on loading and will vary between 12 and 20VDC. The DA supply is turned on by factory default and can be switched off through MultiOne software.
- 3: Auxiliary supply Vaux supplies 24VDC and is able to deliver 3W average power. Peak power capacity is 10W with 25% duty cycle (T=5.2ms). This supply cannot be switched off.
- 4: DA supply and Vaux share the same common negative terminal.
- 5: Do not connect multiple Vaux supplies in parallel.

### Inrush current & fusing:

- 1: Driver inrush current is limited by randomly switching on at mains voltage zero crossing (IntelliStart).
- 2: Max. number of drivers per MCB/melting fuse is based on aggregate steady-state input current.



©2022 Signify Holding, IBRS 10461, 5600 VB, NL. All rights reserved.  
UK importer address: Signify Commercial UK Limited, 3, Guildford Business Park, GU2 8XG.

The information provided herein is subject to change without notice. Signify does not give any representation or warranty as to the accuracy or completeness of the information included herein and shall not be liable for any action in reliance thereon. The information presented in this document is not intended as any commercial offer and does not form part of any quotation or contract, unless otherwise agreed by Signify.

Philips and the Philips Shield Emblem are registered trademarks of Koninklijke Philips N.V. All other trademarks are owned by Signify Holding or their respective owners.

Date of release: August 29, 2022 v1

[www.philips.com/oem](http://www.philips.com/oem)

## X-ON Electronics

Largest Supplier of Electrical and Electronic Components

*Click to view similar products for [LED Power Supplies](#) category:*

*Click to view products by [Philips](#) manufacturer:*

Other Similar products are found below :

[PIFC-K250F](#) [PITB-K222A](#) [AC-A60VD24H2.5](#) [ALD-514012PJ134](#) [PWD-60-1-70-P](#) [ESS030W-1050-21](#) [BPOXL 4-12-035](#) [ESS010W-0180-42](#) [ESS010W-0350-24](#) [ESS010W-0200-42](#) [ESM060W-1400-42](#) [ESS010W-0500-12](#) [SLM140W-1.05-130-ZA](#) [ESS015W-0700-18](#) [HVG-240-54AB](#) [OTE 25/220-240/700 PC](#) [OT FIT 30/220-240/700 CS](#) [DAL30W-0600-42-T](#) [HVG-320-48AB](#) [CNB30W-0600-42-CAS](#) [87500757](#) [I-SELECT 2 PLUG 2100MA BL](#) [LCU 48V 75W DC-STR FO](#) [LC 45 W 500-1400 MA FLEXC SC EXC](#) [I-SELECT 2 PLUG 2000MA BL](#) [LC 50/200-350/170 FLEXCC LP SNC3](#) [LCO 14/100-500/38 O4A NF C EXC3](#) [LC 28W 300-700MA 42 FLEXC NF SC EXC3](#) [LC 44/1050/42 FIXC SRL ADV2](#) [LCA 60W 900-1750MA ONE4ALL C PRE](#) [LC 8/180/44 FIXC SR SNC2](#) [LC 19/200-350/54 FLEXC LP SNC4](#) [BXDR-PS-75BS-E116D-01-A](#) [LC 30/500/54 FIXC SR SNC2](#) [LCA 60W 24V ONE4ALL SC PRE SP](#) [LC 60W 75-330MA 310V FLEXC NF H16 EXC4](#) [LC 8/180/42 FIXC PC SR SNC2](#) [LC 10/350/29 FIXC SR SNC2](#) [LC 25/500/43 FIXC SR SNC2](#) [LC 50/100-400/140 PO4A NF H16 PRE3](#) [LC 25/600/42 FIXC SRL ADV2](#) [LCO 24/200-1050/39 NF C ADV3](#) [ELEMENT 35/220...240/900 G3](#) [LC 25W 350-1050MA FLEXC SR EXC](#) [LC 35W 24 ONE4ALL IP PRE](#) [BXDR-PS-25BS-E107D-01-A](#) [LC 17W 250-700MA FLEXC SR EXC](#) [LC 15W 350MA FIXC C SNC](#) [LC 14W 700MA FIXC PC SR SNC2](#) [LC 200W 24V SC SNC](#)