

Connection terminal block - AKG 16 BU - 0423014


Please be informed that the data shown in this PDF Document is generated from our Online Catalog. Please find the complete data in the user's documentation. Our General Terms of Use for Downloads are valid (<http://phoenixcontact.com/download>)



Connection terminal block, connection method: Screw connection, load current: 76 A, cross section: 1.5 mm² - 16 mm², width: 9.8 mm, color: blue



Key Commercial Data

Packing unit	50 pc
GTIN	 4 017918 001995
GTIN	4017918001995

Technical data

General

Color	blue
Insulating material	PA
Nominal cross section	16 mm ²
Flammability rating according to UL 94	V2
Maximum load current	76 A (with 16 mm ² conductor cross section)
Maximum power dissipation for nominal condition	2.43 W
Nominal current I _N	76 A
Maximum load current	76 A (with 16 mm ² conductor cross section)
Nominal voltage U _N	300 V
Result of the test for mechanical stability of terminal points (5 x conductor connection)	Test passed
Result of bending test	Test passed
Bending test rotation speed	10 rpm
Bending test turns	135
Bending test conductor cross section/weight	1.5 mm ² / 0.4 kg
	16 mm ² / 2.9 kg
Tensile test result	Test passed
Conductor cross section tensile test	1.5 mm ²

Connection terminal block - AKG 16 BU - 0423014

Technical data

General

Tractive force setpoint	40 N
Conductor cross section tensile test	16 mm ²
Tractive force setpoint	100 N
Result of voltage-drop test	Test passed
Requirements, voltage drop	≤ 3.2 mV
Result of temperature-rise test	Test passed
Short circuit stability result	Test passed
Conductor cross section short circuit testing	16 mm ²
Short-time current	1.92 kA
Relative insulation material temperature index (Elec., UL 746 B)	125 °C
Temperature index of insulation material (DIN EN 60216-1 (VDE 0304-21))	125 °C

Dimensions

Length	23.4 mm
Width	9.8 mm

Connection data

Conductor cross section solid min.	1.5 mm ²
Conductor cross section solid max.	16 mm ²
Conductor cross section flexible min.	1.5 mm ²
Conductor cross section flexible max.	16 mm ²
Conductor cross section AWG min.	16
Conductor cross section AWG max.	6
Conductor cross section flexible, with ferrule without plastic sleeve min.	1.5 mm ²
Conductor cross section flexible, with ferrule without plastic sleeve max.	16 mm ²
Conductor cross section flexible, with ferrule with plastic sleeve min.	1.5 mm ²
Conductor cross section flexible, with ferrule with plastic sleeve max.	16 mm ²
2 conductors with same cross section, solid min.	1.5 mm ²
2 conductors with same cross section, solid max.	6 mm ²
2 conductors with same cross section, stranded min.	1.5 mm ²
2 conductors with same cross section, stranded max.	6 mm ²
Two conductors with the same cross section stranded, with ferrule and without plastic sleeve, minimum	1.5 mm ²
Two conductors with the same cross section stranded, with ferrule and without plastic sleeve, maximum	6 mm ²
Two conductors with the same cross section, flexible, with TWIN ferrules, with plastic sleeve, minimum	1.5 mm ²
Two conductors with the same cross section, flexible, with TWIN ferrules, with plastic sleeve, maximum	10 mm ²
Connection method	Screw connection
Stripping length	16 mm
Screw thread	M5

Connection terminal block - AKG 16 BU - 0423014

Technical data

Connection data

Tightening torque, min	2.5 Nm
Tightening torque max	3 Nm

Standards and Regulations

Connection in acc. with standard	CSA
Flammability rating according to UL 94	V2

Environmental Product Compliance

China RoHS	Environmentally friendly use period: unlimited = EFUP-e
	No hazardous substances above threshold values

Drawings

Circuit diagram



Classifications

eCl@ss

eCl@ss 10.0.1	27141146
eCl@ss 4.0	27141100
eCl@ss 4.1	27141100
eCl@ss 5.0	27141100
eCl@ss 5.1	27141100
eCl@ss 6.0	27141100
eCl@ss 7.0	27141146
eCl@ss 8.0	27141146
eCl@ss 9.0	27141146

ETIM

ETIM 2.0	EC000897
ETIM 3.0	EC000897
ETIM 4.0	EC000897
ETIM 5.0	EC000001
ETIM 6.0	EC000001
ETIM 7.0	EC000001

UNSPSC

UNSPSC 6.01	30211811
UNSPSC 7.0901	39121410

Connection terminal block - AKG 16 BU - 0423014

Classifications

UNSPSC

UNSPSC 11	39121410
UNSPSC 12.01	39121410
UNSPSC 13.2	39121410
UNSPSC 18.0	39121426
UNSPSC 19.0	39121426
UNSPSC 20.0	39121426
UNSPSC 21.0	39121426

Approvals


Approvals


Approvals


CSA / UL Recognized / EAC

Ex Approvals

Approval details

CSA		http://www.csagroup.org/services-industries/product-listing/	13631
Nominal current IN		65 A	
mm ² /AWG/kcmil		18-6	

UL Recognized		http://database.ul.com/cgi-bin/XYV/template/LISEXT/1FRAME/index.htm	FILE E 60425
	B	C	
Nominal current IN	65 A	65 A	
mm ² /AWG/kcmil	18-6	18-6	

EAC		RU C- DE.BL08.B.00534
-----	---	--------------------------

Accessories

Accessories

Labeled terminal marker

Connection terminal block - AKG 16 BU - 0423014

Accessories

Zack marker strip - ZB 6 CUS - 0824992



Zack marker strip, can be ordered: Strip, white, labeled according to customer specifications, mounting type: snap into tall marker groove, for terminal block width: 6.2 mm, lettering field size: 6.15 x 10.5 mm, Number of individual labels: 10

Zack marker strip - ZB 6,LGS:FORTL.ZAHLEN - 1051016



Zack marker strip, Strip, white, labeled, can be labeled with: CMS-P1-PLOTTER, printed horizontally: consecutive numbers 1 ... 10, 11 ... 20, etc. up to 491 ... 500, mounting type: snap into tall marker groove, for terminal block width: 6.2 mm, lettering field size: 6.15 x 10.5 mm, Number of individual labels: 10

Zack marker strip - ZB 6,QR:FORTL.ZAHLEN - 1051029



Zack marker strip, Strip, white, labeled, can be labeled with: CMS-P1-PLOTTER, Printed vertically: consecutive numbers 1 ... 10, 11 ... 20, etc. up to 491 ... 500, mounting type: snap into tall marker groove, for terminal block width: 6.2 mm, lettering field size: 6.15 x 10.5 mm, Number of individual labels: 10

Zack marker strip - ZB 6,LGS:GLEICHE ZAHLEN - 1051032



Zack marker strip, Strip, white, labeled, can be labeled with: CMS-P1-PLOTTER, printed horizontally: Identical numbers 1 or 2, etc. up to 100, mounting type: snap into tall marker groove, for terminal block width: 6.2 mm, lettering field size: 6.15 x 10.5 mm, Number of individual labels: 10

Marker for terminal blocks - ZB 6,LGS:L1-N,PE - 1051414



Marker for terminal blocks, Strip, white, labeled, can be labeled with: CMS-P1-PLOTTER, horizontal: L1, L2, L3, N, PE, L1, L2, L3, N, PE, mounting type: snap into tall marker groove, for terminal block width: 6.2 mm, lettering field size: 6.15 x 10.5 mm, Number of individual labels: 10

Connection terminal block - AKG 16 BU - 0423014

Accessories

Marker for terminal blocks - ZB 6,LGS:U-N - 1051430



Marker for terminal blocks, Strip, white, labeled, can be labeled with: CMS-P1-PLOTTER, printed horizontally: U, V, W, N, GND, U, V, W, N, GND, mounting type: snap into tall marker groove, for terminal block width: 6.2 mm, lettering field size: 6.15 x 10.5 mm, Number of individual labels: 10

Marker for terminal blocks - UC-TM 6 CUS - 0824589



Marker for terminal blocks, can be ordered: by sheet, white, labeled according to customer specifications, mounting type: snap into tall marker groove, for terminal block width: 6.2 mm, lettering field size: 5.6 x 10.5 mm, Number of individual labels: 80

Marker for terminal blocks - UCT-TM 6 CUS - 0829602



Marker for terminal blocks, can be ordered: by sheet, white, labeled according to customer specifications, mounting type: snap into tall marker groove, for terminal block width: 6.2 mm, lettering field size: 5.6 x 10.5 mm, Number of individual labels: 60

Neutral conductor rail

Neutral busbar - NLS-CU 3/10 SN 1000MM - 0402174



Neutral busbar, width: 10 mm, height: 3 mm, DIN VDE 0611-4: 1991-02, material: Copper, tin-plated, length: 1000 mm, color: silver

Screwdriver tools

Screwdriver - SZS 1,0X4,0 VDE - 1205066



Screwdriver, slot-headed, VDE insulated, size: 1.0 x 4.0 x 100 mm, 2-component grip, with non-slip grip

Support

Connection terminal block - AKG 16 BU - 0423014

Accessories

Support bracket - AB/SS - 0404428



Support bracket made from insulation material, with retaining screw, can be used with either 3 x 10 mm or 6 x 6 mm busbar, color: gray

Support bracket - ABN 2/SS - 0404460



Double support bracket, insulating material, optionally for use with 3 x 10 mm or 6 x 6 mm busbar, height in closed state: 39 mm

Support bracket - UAB 1 - 3032431



Support bracket, number of positions: 1, width: 2 mm, color: gray

Support bracket - AB2/SS - 0404431



Double support bracket, insulating material, optionally for use with 3 mm x 10 mm or 6 mm x 6 mm busbar, height: 48 mm

Terminal marking

Zack marker strip - ZB 6:UNBEDRUCKT - 1051003



Zack marker strip, Strip, white, unlabeled, can be labeled with: PLOTMARK, CMS-P1-PLOTTER, mounting type: snap into tall marker groove, for terminal block width: 6.2 mm, lettering field size: 6.15 x 10.5 mm, Number of individual labels: 10

Connection terminal block - AKG 16 BU - 0423014

Accessories

Marker for terminal blocks - UC-TM 6 - 0818085



Marker for terminal blocks, Sheet, white, unlabeled, can be labeled with: BLUEMARK ID COLOR, BLUEMARK ID, BLUEMARK CLED, PLOTMARK, CMS-P1-PLOTTER, mounting type: snap into tall marker groove, for terminal block width: 6.2 mm, lettering field size: 5.6 x 10.5 mm, Number of individual labels: 80

Marker for terminal blocks - UCT-TM 6 - 0828736



Marker for terminal blocks, Sheet, white, unlabeled, can be labeled with: TOPMARK NEO, TOPMARK LASER, BLUEMARK ID COLOR, BLUEMARK ID, BLUEMARK CLED, THERMOMARK PRIME, THERMOMARK CARD 2.0, THERMOMARK CARD, mounting type: snap into tall marker groove, for terminal block width: 6.2 mm, lettering field size: 5.6 x 10.5 mm, Number of individual labels: 60

Phoenix Contact 2020 © - all rights reserved
<http://www.phoenixcontact.com>

PHOENIX CONTACT GmbH & Co. KG
Flachsmarktstr. 8
32825 Blomberg
Germany
Tel. +49 5235 300
Fax +49 5235 3 41200
<http://www.phoenixcontact.com>

X-ON Electronics

Largest Supplier of Electrical and Electronic Components

Click to view similar products for [Fixed Terminal Blocks](#) category:

Click to view products by [Phoenix Contact](#) manufacturer:

Other Similar products are found below :

[MBE-1512](#) [MBE-154](#) [MBE-156](#) [MBES-153](#) [MBES-156](#) [MH-2512](#) [MHE-132](#) [MHE-163](#) [MI-254 \(35\)](#) [MI-272](#) [880507](#) [MPT-275](#)
[15602-04-08-21](#) [BA311TU](#) [BA411SU](#) [MV-152](#) [MV-252-D](#) [MV-253/NCNOC](#) [MV-254-D](#) [MV-255](#) [MV-462](#) [MV-493](#) [MVE-252](#) [MVE-253](#)
[MVE-273](#) [MVEB-153](#) [1700096](#) [1705142](#) [1712417](#) [1713020](#) [1713088](#) [1745195](#) [1760594](#) [1776118-2](#) [1790852](#) [1-796689-8](#) [1-796692-6](#)
[1800001](#) [1800114](#) [1995279](#) [20020314-C121B01LF](#) [CB2-12](#) [KP03215000J0G](#) [KP04215000J0G](#) [S451](#) [282802-2](#) [29.007](#) [29.116](#) [30.103](#)
[30.106](#)