

# Panel feed-through terminal block - HDFK 25 GNYE - 0707769

Please be informed that the data shown in this PDF Document is generated from our Online Catalog. Please find the complete data in the user's documentation. Our General Terms of Use for Downloads are valid (<http://phoenixcontact.com/download>)



Panel feed-through terminal block, connection method: Screw connection with tension sleeve, Screw connection with tension sleeve, number of positions: 1, load current: 101 A, cross section: 6 mm<sup>2</sup> - 35 mm<sup>2</sup>, connection direction of the conductor to plug-in direction: 0 °, width: 15.1 mm, color: green-yellow

The figure shows version HDFK 25 in gray

## Your advantages

- Well-known connection principle allows worldwide use
- Low temperature rise, thanks to maximum contact force
- Tool-free snap-in principle enables easy mounting on the device panel
- Automatic panel thickness compensation enables universal use



## Key Commercial Data

Packing unit	50 pc
GTIN	
GTIN	4017918004217

## Technical data

### Item properties

Brief article description	Panel feed-through terminal block
Range of articles	HDFK 25
Pitch	15.1 mm
Number of positions	1
Connection method	Screw connection with tension sleeve
Number of connections	2
Number of potentials	1

### Electrical parameters

Nominal current	101 A
Nom. voltage	500 V
Rated voltage	500 V

# Panel feed-through terminal block - HDFK 25 GNYE - 0707769

## Technical data

### Electrical parameters

Rated surge voltage (III/3)	6 kV
-----------------------------	------

### Connection capacity, external

Connection method	Screw connection with tension sleeve
Connection direction of the conductor to plug-in direction	0 °
Conductor cross section solid	6 mm <sup>2</sup> ... 35 mm <sup>2</sup>
Conductor cross section flexible	10 mm <sup>2</sup> ... 25 mm <sup>2</sup>
Conductor cross section flexible, with ferrule without plastic sleeve	4 mm <sup>2</sup> ... 25 mm <sup>2</sup>
Conductor cross section, flexible, with ferrule, with plastic sleeve	4 mm <sup>2</sup> ... 25 mm <sup>2</sup>
2 conductors with same cross section, solid	2.5 mm <sup>2</sup> ... 10 mm <sup>2</sup>
2 conductors with same cross section, flexible	4 mm <sup>2</sup> ... 10 mm <sup>2</sup>
2 conductors with same cross section, flexible, with ferrule without plastic sleeve	2.5 mm <sup>2</sup> ... 10 mm <sup>2</sup>
2 conductors with the same cross section, flexible, with TWIN ferrule with plastic sleeve	2.5 mm <sup>2</sup> ... 10 mm <sup>2</sup>
Internal cylindrical gage	B8
Stripping length	19 mm
Torque	4 Nm ... 4.5 Nm

### Connection capacity, internal

Connection method	Screw connection with tension sleeve
Connection direction of the conductor to plug-in direction	0 °
Conductor cross section solid	6 mm <sup>2</sup> ... 35 mm <sup>2</sup>
Conductor cross section flexible	10 mm <sup>2</sup> ... 25 mm <sup>2</sup>
Conductor cross section flexible, with ferrule without plastic sleeve	4 mm <sup>2</sup> ... 25 mm <sup>2</sup>
Conductor cross section, flexible, with ferrule, with plastic sleeve	4 mm <sup>2</sup> ... 25 mm <sup>2</sup>
2 conductors with same cross section, solid	2.5 mm <sup>2</sup> ... 10 mm <sup>2</sup>
2 conductors with same cross section, flexible	4 mm <sup>2</sup> ... 10 mm <sup>2</sup>
2 conductors with same cross section, flexible, with ferrule without plastic sleeve	2.5 mm <sup>2</sup> ... 10 mm <sup>2</sup>
2 conductors with the same cross section, flexible, with TWIN ferrule with plastic sleeve	2.5 mm <sup>2</sup> ... 10 mm <sup>2</sup>
Internal cylindrical gage	B8
Stripping length	19 mm
Torque	4 Nm ... 4.5 Nm

### Material data - contact

Note	WEEE/RoHS-compliant, free of whiskers according to IEC 60068-2-82/ JEDEC JESD 201
Contact material	Cu alloy
Surface characteristics	tin-plated

### Material data - housing

Housing color	green-yellow (6021 / 1018)
Insulating material	PA

# Panel feed-through terminal block - HDFK 25 GNYE - 0707769

## Technical data

### Material data - housing

Insulating material group	I
CTI according to IEC 60112	600
Flammability rating according to UL 94	V0
Glow wire flammability index GWFI according to EN 60695-2-12	850
Glow wire ignition temperature GWIT according to EN 60695-2-13	775
Temperature for the ball pressure test according to EN 60695-10-2	125 °C

### Dimensions for the product

Width [ w ]	15.1 mm
Pitch	15.1 mm

### Packaging information

Pieces per package	50
Denomination packing units	Pcs.

### Termination and connection method

Test for conductor damage and slackening	IEC 60947-7-1:2002-07
	Test passed

### Pull-out test

Pull-out test	IEC 60947-7-1:2002-07
	Test passed
Conductor cross section / conductor type / tensile force	6 mm <sup>2</sup> / solid / > 80 N
	10 mm <sup>2</sup> / flexible / > 90 N
	35 mm <sup>2</sup> / stranded / > 190 N
	25 mm <sup>2</sup> / flexible / > 135 N

### Mechanical tests according to standard

Test specification	IEC 60947-7-1 (in parts)
--------------------	--------------------------

### Electrical tests

Rated current	101 A
Conductor cross section	25 mm <sup>2</sup>

### Air clearances and creepage distances

Clearances and creepage distances	Metal wall 1.0 mm ... 6.0 mm IEC 60947-7-1:2002-07
Application	Metal wall 1.0 mm ... 6.0 mm
Specification	IEC 60947-7-1:2002-07
Minimum clearance - inhomogeneous field (III/3)	5.5 mm
Minimum creepage distance value (III/3)	6.3 mm

### Temperature-rise test

Specification	IEC 60947-7-1:2002-07
Result	Test passed
Requirement temperature-rise test	Increase in temperature ≤ 45 K

# Panel feed-through terminal block - HDFK 25 GNYE - 0707769

## Technical data

### Standards and Regulations

Connection in acc. with standard	CSA
	IEC / EN
Flammability rating according to UL 94	V0
Safety note	<ul style="list-style-type: none"> <li>• WARNING: Only electrically qualified personnel may install and operate the product. They must observe the following safety notes. The qualified personnel must be familiar with the basics of electrical engineering. They must be able to recognize and prevent danger. The relevant symbol on the packaging indicates that only personnel familiar with electrical engineering are allowed to install and operate the product.</li> </ul>
	<ul style="list-style-type: none"> <li>• The installation notes/Design In documents online on the download page at phoenixcontact.com/products must be observed for this product.</li> </ul>
	<ul style="list-style-type: none"> <li>• The cable entry funnel is not safe to touch. Never connect or disconnect the terminal when it is energized. Take appropriate steps to ensure touch protection.</li> </ul>
	# There is no electrical contact to the housing. Ensure protective grounding is established for green-yellow color versions.

### Glow-wire test

Specification	IEC 60695-2-11:2000-10
Result	Test passed
Temperature	960 °C
Time of exposure	30 s

### Needle flame test

Specification	IEC 60947-7-1:2002-07
Result	Test passed
Time of exposure	30 s

### Environmental Product Compliance

China RoHS	Environmentally friendly use period: unlimited = EFUP-e
	No hazardous substances above threshold values

## Classifications

### eCl@ss

eCl@ss 10.0.1	27141134
eCl@ss 4.0	27141100
eCl@ss 4.1	27141100
eCl@ss 5.0	27141100
eCl@ss 5.1	27141100
eCl@ss 6.0	27141100
eCl@ss 7.0	27141134
eCl@ss 8.0	27141134
eCl@ss 9.0	27141134

# Panel feed-through terminal block - HDFK 25 GNYE - 0707769

## Classifications

### ETIM

ETIM 2.0	EC001283
ETIM 3.0	EC001283
ETIM 4.0	EC001283
ETIM 5.0	EC001283
ETIM 6.0	EC001283
ETIM 7.0	EC001283

### UNSPSC

UNSPSC 6.01	30211811
UNSPSC 7.0901	39121410
UNSPSC 11	39121410
UNSPSC 12.01	39121410
UNSPSC 13.2	39121410
UNSPSC 18.0	39121410
UNSPSC 19.0	39121410
UNSPSC 20.0	39121410
UNSPSC 21.0	39121410

## Approvals

### Approvals

---


Approvals

CSA / UL Recognized / EAC

---


Ex Approvals


### Approval details

CSA		<a href="http://www.csagroup.org/services-industries/product-listing/">http://www.csagroup.org/services-industries/product-listing/</a>	13631
	B	C	
Nominal voltage UN	600 V	600 V	
Nominal current IN	100 A	100 A	
mm <sup>2</sup> /AWG/kcmil	8-2	8-2	

## Panel feed-through terminal block - HDFK 25 GNYE - 0707769

### Approvals

UL Recognized		<a href="http://database.ul.com/cgi-bin/XYV/template/LISEXT/1FRAME/index.htm">http://database.ul.com/cgi-bin/XYV/template/LISEXT/1FRAME/index.htm</a>	E60425-19890329
	B	C	
Nominal voltage UN	600 V	600 V	
Nominal current IN	115 A	115 A	
mm <sup>2</sup> /AWG/kcmil	8-2	8-2	

EAC		B.01687
-----	---	---------

Phoenix Contact 2020 © - all rights reserved  
<http://www.phoenixcontact.com>

PHOENIX CONTACT GmbH & Co. KG  
Flachsmarktstr. 8  
32825 Blomberg  
Germany  
Tel. +49 5235 300  
Fax +49 5235 3 41200  
<http://www.phoenixcontact.com>

## X-ON Electronics

Largest Supplier of Electrical and Electronic Components

*Click to view similar products for [Fixed Terminal Blocks](#) category:*

*Click to view products by [Phoenix Contact](#) manufacturer:*

Other Similar products are found below :

[MBE-1512](#) [MBE-154](#) [MBE-156](#) [MBES-153](#) [MBES-156](#) [MH-2512](#) [MHE-132](#) [MHE-163](#) [MI-254 \(35\)](#) [MI-272](#) [880507](#) [MPT-275](#)  
[15602-04-08-21](#) [BA311TU](#) [BA411SU](#) [MV-152](#) [MV-252-D](#) [MV-253/NCNOC](#) [MV-254-D](#) [MV-255](#) [MV-462](#) [MV-493](#) [MVE-252](#) [MVE-253](#)  
[MVE-273](#) [MVEB-153](#) [1700096](#) [1705142](#) [1712417](#) [1713020](#) [1713088](#) [1745195](#) [1760594](#) [1776118-2](#) [1790852](#) [1-796689-8](#) [1-796692-6](#)  
[1800001](#) [1800114](#) [1995279](#) [20020314-C121B01LF](#) [CB2-12](#) [KP03215000J0G](#) [KP04215000J0G](#) [S451](#) [282802-2](#) [29.007](#) [29.116](#) [30.103](#)  
[30.106](#)