

Female connector - V-RC/TGUM 13/KVD 13/LBL 16+3 - 1000042


Please be informed that the data shown in this PDF Document is generated from our Online Catalog. Please find the complete data in the user's documentation. Our General Terms of Use for Downloads are valid (<http://phoenixcontact.com/download>)



M23 socket, 19-pos., straight, freely configurable, with solder connection, for external cable diameter of 10 mm ... 14 mm

RoHS

Key Commercial Data

Packing unit	1 pc
GTIN	 4 017918 399849
GTIN	4017918399849
Sales Key	02

Technical data

General

Rated voltage	150 V
Total rated current	10 A (with 1 mm ² conductor cross section)
Number of positions	19
Flammability rating according to UL 94	V0
Note	The connector is designed for use on sensor/actuator boxes with an M23 plug-in connection.

Ambient conditions

Degree of protection	IP65
	IP67
Ambient temperature (operation)	-20 °C ... 80 °C

Master cable data/connection data

Connection method	M23 screw locking
Conductor cross section max. (signal)	1 mm ²
Conductor cross section max. (energy)	1.5 mm ²
External cable diameter min.	10 mm
External cable diameter max.	14 mm

Female connector - V-RC/TGUM 13/KVD 13/LBL 16+3 - 1000042

Technical data

Insulation material

Housing material	GD-Zn
Housing surface material	Nickel-plated
Contact material	CuZn
Contact surface material	gold-plated
Contact carrier material	PBT

Connection assignment

Slot/position = pin = conductor color	1 / 4 (A) = 15 = WH
	1 / 2 (B) = 7 = GY/PK
	2 / 4 (A) = 5 = GN
	2 / 2 (B) = 4 = RD/BU
	3 / 4 (A) = 16 = YE
	3 / 2 (B) = 8 = WH/GN
	4 / 4 (A) = 3 = GY
	4 / 2 (B) = 14 = BN/GN
	5 / 4 (A) = 17 = PK
	5 / 2 (B) = 9 = WH/YE
	6 / 4 (A) = 2 = RD
	6 / 2 (B) = 13 = YE/BN
	7 / 4 (A) = 11 = BK
	7 / 2 (B) = 10 = WH/GY
	8 / 4 (A) = 1 = VT
	8 / 2 (B) = 18 = GY/BN
	1-8 / 1 (+ 120 V) = 19 = BN
	1-8 / 3 (0 V) = 6 = BU
	1-8 / 5 (PE) = 12 = GN/YE

Standards and Regulations

Flammability rating according to UL 94	V0
--	----

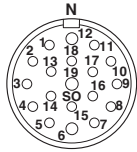
Environmental Product Compliance

REACH SVHC	Lead 7439-92-1
China RoHS	Environmentally Friendly Use Period = 50
	For details about hazardous substances go to tab "Downloads", Category "Manufacturer's declaration"

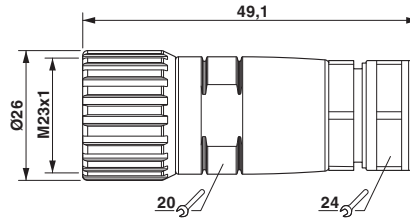
Drawings

Female connector - V-RC/TGUM 13/KVD 13/LBL 16+3 - 1000042

Schematic diagram



Dimensional drawing



Pin assignment M23 socket, 19-pos., female side view

Approvals

Approvals

Approvals

EAC

Ex Approvals

Approval details

EAC		B.01742
-----	--	---------

Phoenix Contact 2018 © - all rights reserved
<http://www.phoenixcontact.com>

PHOENIX CONTACT GmbH & Co. KG
Flachsmarktstr. 8
32825 Blomberg
Germany
Tel. +49 5235 300
Fax +49 5235 3 41200
<http://www.phoenixcontact.com>

X-ON Electronics

Largest Supplier of Electrical and Electronic Components

Click to view similar products for [Circular Metric Connectors](#) category:

Click to view products by [Phoenix Contact](#) manufacturer:

Other Similar products are found below :

[600X518037X](#) [6STD15PCR99B70A](#) [8R4000A16M020](#) [8R5000A16M005](#) [1200910002](#) [1203580030](#) [1200910008](#) [1200910011](#) [1300140094](#)
[130203-0054](#) [1300140026](#) [1300150099](#) [RF-12S1N8A90DU](#) [1-3637-600-5205](#) [1612618](#) [21036836414](#) [8R4006A16M010](#) [1604232](#)
[1R3006A20M005](#) [RF-12P1N8A90DU](#) [41-40011](#) [42-00006](#) [42-01015](#) [4-22279-4](#) [4-22281-1](#) [4-22284-9](#) [43-00113](#) [43-01088](#) [43-01203](#) [41-](#)
[40013](#) [42-00008](#) [43-00343](#) [43-01026](#) [43-01162](#) [43-01173](#) [43-10000](#) [XS3P-M421-2](#) [600X518050X](#) [SACC-DSI-FS-5P-PG9-L180 SC](#)
[8R5006A16M020](#) [8R5006A16M005](#) [8R4000A16M010](#) [6-22279-3](#) [1605332](#) [N03FA03144](#) [1300140077](#) [43-16213](#) [43-01338](#) [XS2RD4265](#)
[XS2R-D426-1](#)