

Printed-circuit board connector - MCC 0,5/ 6-ST-2,54 - 1012270

Please be informed that the data shown in this PDF Document is generated from our Online Catalog. Please find the complete data in the user's documentation. Our General Terms of Use for Downloads are valid (<http://phoenixcontact.com/download>)

PCB connector, nominal current: 6 A, rated voltage (III/2): 160 V, nominal cross section: 0.75 mm², number of positions: 6, pitch: 2.54 mm, connection method: Crimp connection, color: black




The figure shows a 10-position version of the product

Your advantages

- Cost-effective connection of crimped conductors in large quantities
- Gold-plated contacts ensure transfer quality remains stable over the long term
- Small component size for applications where space is at a premium
- Tools for manual and automatic crimping available as an option



Key Commercial Data

Packing unit	100 pc
GTIN	 4 055626 489322
GTIN	4055626489322

Technical data

Item properties

Brief article description	PCB connector
Plug-in system	MICRO COMBICON - FMC 0,5
Type of contact	Female connector
Range of articles	MCC 0,5/...ST
Pitch	2.54 mm
Number of positions	6
Connection method	Crimp connection
Number of levels	1
Number of connections	6
Number of potentials	6

Electrical parameters

Printed-circuit board connector - MCC 0,5/ 6-ST-2,54 - 1012270

Technical data

Electrical parameters

Nominal current	6 A
Nom. voltage	160 V
Rated voltage	160 V
Rated voltage (III/2)	160 V
Rated voltage (II/2)	320 V
Rated surge voltage (III/3)	2.5 kV
Rated surge voltage (III/2)	2.5 kV
Rated surge voltage (II/2)	2.5 kV

Connection capacity

Connection method	Crimp connection
Conductor cross section flexible	0.14 mm ² ... 0.75 mm ² (Maximum external diameter of the insulation 1.9 mm)
Conductor cross section AWG / kcmil	26 ... 18 (Maximum external diameter of the insulation 1.9 mm)
Stripping length	4.1 mm ... 4.5 mm

Material data - housing

Housing color	black (9005)
Insulating material	PA
Insulating material group	I
CTI according to IEC 60112	600
Flammability rating according to UL 94	V0
Glow wire flammability index GWFI according to EN 60695-2-12	850
Glow wire ignition temperature GWIT according to EN 60695-2-13	775
Temperature for the ball pressure test according to EN 60695-10-2	125 °C

Dimensions for the product

Length [l]	16 mm
Width [w]	15.74 mm
Height [h]	3.95 mm
Pitch	2.54 mm
Height (without solder pin)	3.95 mm

Packaging information

Type of packaging	packed in cardboard
Pieces per package	100
Denomination packing units	Pcs.

Ambient conditions

Ambient temperature (storage/transport)	-40 °C ... 70 °C
Ambient temperature (assembly)	-5 °C ... 100 °C
Ambient temperature (operation)	-40 °C ... 100 °C (dependent on the derating curve)

Termination and connection method

Printed-circuit board connector - MCC 0,5/ 6-ST-2,54 - 1012270

Technical data

Mechanical tests according to standard

Test specification	IEC 61984
Visual inspection	IEC 60512-1-1:2002-02
Dimension check	IEC 60512-1-2:2002-02
Resistance of inscriptions	IEC 60068-2-70:1995-12
Insertion and withdrawal force	IEC 60512-13-2:2006-02
No. of cycles	100
Insertion strength per pos. approx.	2 N
Withdraw strength per pos. approx.	3 N
Polarization and coding	IEC 60512-13-5:2006-02
Contact holder in insert	IEC 60512-15-1:2008-05
Test force per pos.	20 N

Air clearances and creepage distances

Clearances and creepage distances	IEC 60664-1:2007-04
Specification	IEC 60664-1:2007-04
Minimum clearance - inhomogeneous field (III/3)	1.5 mm
Minimum clearance - inhomogeneous field (III/2)	1.5 mm
Minimum clearance - inhomogeneous field (II/2)	1.5 mm
Minimum creepage distance value (III/3)	2 mm
Minimum creepage distance value (III/2)	0.8 mm
Minimum creepage distance value (II/2)	1.6 mm

Current carrying capacity / derating curves

Caption	Type: MCC 0,5/...-ST-2,54 with MC 0,5/...-G-2,54 P20 THR R...
Specification	IEC 61984:2008-10
Reduction factor	0.8
Note	Representation based on IEC 60512-5-2:2002-02
	For number of positions, see diagram

Mechanical tests (A)

Test specification	IEC 61984
Insertion strength per pos. approx.	2 N
Withdraw strength per pos. approx.	3 N
Polarization when inserted requirement >20 N	Test passed
Contact holder in insert requirements >20 N	Test passed

Durability tests (B)

Specification	IEC 60512-9-1:2010-03
Contact resistance R ₁	2.1 mΩ
Insertion/withdrawal cycles	100
Contact resistance R ₂	2.1 mΩ
Impulse withstand voltage at sea level	2.95 kV
Power-frequency withstand voltage	1.39 kV

Printed-circuit board connector - MCC 0,5/ 6-ST-2,54 - 1012270

Technical data

Durability tests (B)

Insulation resistance, neighboring positions	> 12 TΩ
--	---------

Thermal tests (C)

Specification	IEC 60512-5-1:2002-02
Number of positions	16
Conductor cross section	0.75 mm ²
Test current	6 A
Upper limiting temperature requirements <100 °C	Test passed

Climatic tests (D)

Specification	DIN 50018:2013-05
Cold stress	-55 °C/2 h
Thermal stress	105 °C/168 h
Corrosive stress	1.0 dm ³ SO ₂ on 300 dm ³ /40 °C/1 cycle
Impulse withstand voltage at sea level	2.95 kV
Power-frequency withstand voltage	1.39 kV

Environmental and durability tests (E)

Specification	IEC 61984:2008-10
Result, degree of protection, IP code	Back of hand safety with IP10 access probe

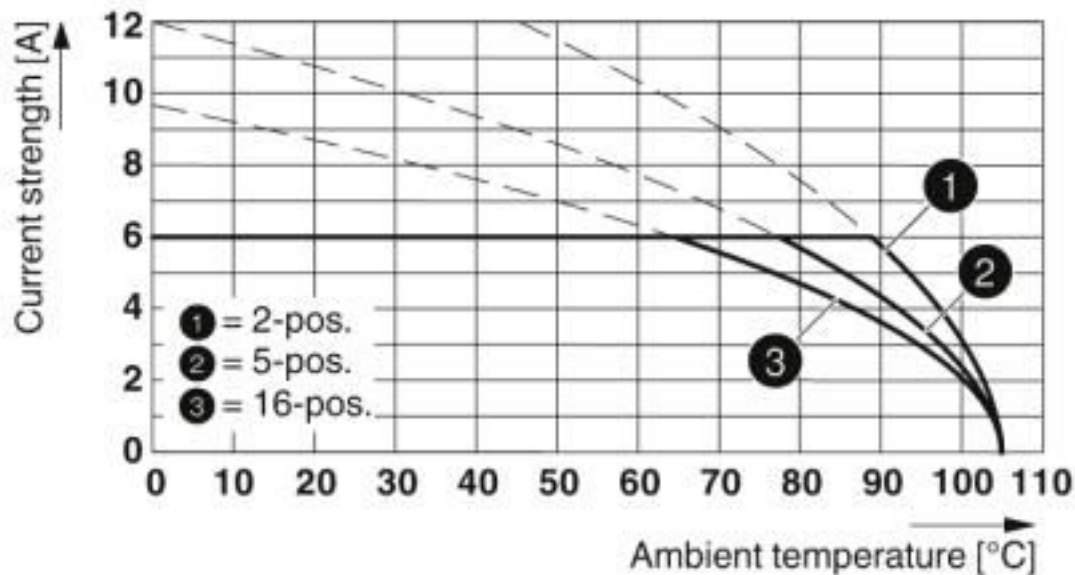
Environmental Product Compliance

China RoHS	Environmentally friendly use period: unlimited = EFUP-e
	No hazardous substances above threshold values

Drawings

Printed-circuit board connector - MCC 0,5/ 6-ST-2,54 - 1012270

Diagram



Type: MCC 0,5/...-ST-2,54 with MC 0,5/...-G-2,54 P20 THR R...

Classifications

eCl@ss

eCl@ss 10.0.1	27440309
eCl@ss 4.0	27260700
eCl@ss 4.1	27260700
eCl@ss 5.0	27260700
eCl@ss 5.1	27260700
eCl@ss 6.0	27260700
eCl@ss 7.0	27440309
eCl@ss 8.0	27440309
eCl@ss 9.0	27440309

ETIM

ETIM 5.0	EC002638
ETIM 6.0	EC002638
ETIM 7.0	EC002638

Approvals

Approvals

Approvals


cULus Recognized / EAC / IECCE CB Scheme / VDE Gutachten mit Fertigungsüberwachung

Printed-circuit board connector - MCC 0,5/ 6-ST-2,54 - 1012270


Approvals


Ex Approvals

Approval details

cULus Recognized						http://database.ul.com/cgi-bin/XYV/template/LISEXT/1FRAME/index.htm			E60425-20110128		
			B						D		
Nominal voltage UN			150 V						150 V		
Nominal current IN			6 A						6 A		
mm ² /AWG/kcmil			26-18						26-18		

EAC									B.01687		
-----	--	--	---	--	--	--	--	--	---------	--	--

IECEE CB Scheme						http://www.iecee.org/			DE1-63595		
Nominal voltage UN						160 V					
Nominal current IN						6 A					
mm ² /AWG/kcmil						0.14-.75					

VDE Gutachten mit Fertigungsüberwachung						http://www2.vde.com/de/Institut/Online-Service/ VDE-gepruefteProdukte/Seiten/Online-Suche.aspx			40042258		
Nominal voltage UN						160 V					
Nominal current IN						6 A					
mm ² /AWG/kcmil						0.14-.75					

Accessories

Accessories

Crimp contact

Printed-circuit board connector - MCC 0,5/ 6-ST-2,54 - 1012270

Accessories

Accessories - MCC 0,5-MP AU 0,14-0,5 - 1013425



Crimp contact, type of contact: Female connector, connection method: Crimp connection, contact surface: Gold, Conductor cross section flexible: 0.14 ...0.5 mm²

Accessories - MCC 0,5-MP AU 0,14-0,5 R - 1013420



Crimp contact, type of contact: Female connector, connection method: Crimp connection, contact surface: Gold, Conductor cross section flexible: 0.14 ...0.5 mm²

Accessories - MCC 0,5-MP AU 0,34-0,75 - 1013419



Crimp contact, type of contact: Female connector, connection method: Crimp connection, contact surface: Gold, Conductor cross section flexible: 0.34 ...0.75 mm²

Accessories - MCC 0,5-MP AU 0,34-0,75 R - 1013418



Crimp contact, type of contact: Female connector, connection method: Crimp connection, contact surface: Gold, Conductor cross section flexible: 0.34 ...0.75 mm²

Crimping tool

Crimping pliers - CRIMPFOX-P CC 0.75 L - 1064998



Crimping pliers, for COMBICON crimp connectors with cross section: 0.14 ... 0.75 mm². Unlockable pressure lock, precise parallel crimping, front entry, B crimp, incl. 2 positioning aids

Additional products

Printed-circuit board connector - MCC 0,5/ 6-ST-2,54 - 1012270

Accessories

Printed-circuit board connector - MC 0,5/ 6-G-2,54 P20 THR R44 - 1821287

PCB headers, nominal current: 6 A, rated voltage (III/2): 160 V, nominal cross section: 0.5 mm², number of positions: 6, pitch: 2.54 mm, color: black, contact surface: Gold, mounting: THR soldering, pin layout: Linear pinning, solder pin [P]: 2 mm, Sample values available under SAMPLE MC...



Printed-circuit board connector - MCV 0,5/ 6-G-2,54 P20 THR R44 - 1821436

PCB headers, nominal current: 6 A, rated voltage (III/2): 160 V, nominal cross section: 0.5 mm², number of positions: 6, pitch: 2.54 mm, color: black, contact surface: Gold, mounting: THR soldering, pin layout: Linear pinning, solder pin [P]: 2 mm, Sample values available under SAMPLE MC...



Printed-circuit board connector - MC 0,5/ 6-G-2,54 SMD R44 - 1821737

PCB headers, nominal current: 6 A, rated voltage (III/2): 160 V, nominal cross section: 0.5 mm², number of positions: 6, pitch: 2.54 mm, color: black, contact surface: Gold, mounting: SMD soldering, pin layout: Linear pad geometry, Sample values available under SAMPLE MC...



Printed-circuit board connector - MCV 0,5/ 6-G-2,54 SMD R44 - 1821588

PCB headers, nominal current: 6 A, rated voltage (III/2): 160 V, nominal cross section: 0.5 mm², number of positions: 6, pitch: 2.54 mm, color: black, contact surface: Gold, mounting: SMD soldering, pin layout: Linear pad geometry, Sample values available under SAMPLE MC...



Phoenix Contact 2020 © - all rights reserved
<http://www.phoenixcontact.com>

PHOENIX CONTACT GmbH & Co. KG
Flachsmarktstr. 8
32825 Blomberg
Germany
Tel. +49 5235 300
Fax +49 5235 3 41200
<http://www.phoenixcontact.com>

X-ON Electronics

Largest Supplier of Electrical and Electronic Components

Click to view similar products for [Pluggable Terminal Blocks](#) category:

Click to view products by [Phoenix Contact](#) manufacturer:

Other Similar products are found below :

[57.510.0053](#) [MC 1.5/ 6-ST-3.5 GY AU](#) [734-104](#) [734-302](#) [8-141-P](#) [8426620000](#) [860505](#) [860810](#) [GBPACX-12](#) [93.731.4953.0](#) [PV05-5,08-K](#)
[PVP02-5,00](#) [PVP03-3,50](#) [PVP04-3,50](#) [PVS02-5,00](#) [1-1986160-3](#) [1377680000](#) [1531000000](#) [1546228-5](#) [ELFH16150](#) [ELFP03110](#)
[ELFP10210](#) [ELFT06250](#) [ELVP03100](#) [1700101](#) [1700410](#) [1700425](#) [1702246](#) [1705229](#) [1710175](#) [1714537](#) [1717806](#) [1719600](#) [1728941](#)
[1734692](#) [1734795](#) [1736036](#) [1740194](#) [1740291](#) [1740628](#) [1740990](#) [1746952](#) [1750207](#) [1752441](#) [1752865](#) [1754115](#) [1754144](#) [1756913](#)
[1760051](#) [1760336](#)