

# High-current terminal block - UBAL 240 - 1086505

Please be informed that the data shown in this PDF Document is generated from our Online Catalog. Please find the complete data in the user's documentation. Our General Terms of Use for Downloads are valid (<http://phoenixcontact.com/download>)



High-current terminal block, Terminal block for aluminum and copper conductors (AL-CU), nom. voltage: 1000 V, nominal current: 380 A, connection method: Screw connection, number of connections: 2, number of positions: 1, cross section: 35 mm<sup>2</sup> - 240 mm<sup>2</sup>, AWG: 3/0 - 500, width: 37.5 mm, height: 70 mm, color: gray, mounting type: Screw mounting

## Your advantages

- ✓ Maintenance-free terminal points that are greased beforehand simplify the connection of aluminum conductors
- ✓ Tailor-made screw connection for multi-stranded aluminum conductors and copper wires
- ✓ Extremely robust housing made from fiberglass-reinforced polyamide with V0 approval



## Key Commercial Data

Packing unit	5 pc
GTIN	
GTIN	4055626879338

## Technical data

### General

Note	Terminal block for aluminum and copper conductors (AL-CU)
Number of positions	1
Number of levels	1
Number of connections	2
Potentials	1
Nominal cross section	240 mm <sup>2</sup>
Color	gray
Insulating material	PA
Flammability rating according to UL 94	V0
Rated surge voltage	8 kV
Degree of pollution	3
Overvoltage category	III
Insulating material group	II

# High-current terminal block - UBAL 240 - 1086505

## Technical data

### General

Note	The following values apply to aluminum conductors
Maximum load current	380 A (with 240 mm <sup>2</sup> conductor cross section – test current in accordance with IEC 61238-1)
Nominal current I <sub>N</sub>	380 A
Nominal voltage U <sub>N</sub>	1000 V
Note	The following values apply to copper wires
Maximum load current	415 A (with 240 mm <sup>2</sup> conductor cross section)
Nominal current I <sub>N</sub>	415 A
Nominal voltage U <sub>N</sub>	1000 V
Open side panel	No
Ambient temperature (operation)	-60 °C ... 85 °C
Ambient temperature (storage/transport)	-25 °C ... 55 °C (For a short time, not exceeding 24 h, -60 to +70 °C)
Permissible humidity (storage/transport)	30 % ... 70 %
Ambient temperature (assembly)	-5 °C ... 70 °C
Ambient temperature (actuation)	-5 °C ... 70 °C

### Dimensions

Width	37.5 mm
Length	130 mm
Height	70 mm

### Connection data

Note	Screws with hexagonal socket
Connection method	Screw connection
Screw thread	M20
Stripping length	43 mm
Note	The following values apply to aluminum conductors
Connection in acc. with standard	IEC 61238-1
Conductor cross section solid min.	35 mm <sup>2</sup>
Conductor cross section solid max.	240 mm <sup>2</sup>
Conductor cross section AWG min.	3/0
Conductor cross section AWG max.	500
Conductor cross section flexible min.	35 mm <sup>2</sup>
Conductor cross section flexible max.	240 mm <sup>2</sup>
Note	The values for aluminum conductors relate to rigid and multi-stranded conductors in accordance with EN 60228. Application notes on connecting aluminum conductors can be found in the download area.
	The following values apply to copper wires
Connection in acc. with standard	IEC 60947-7-1
Conductor cross section solid min.	35 mm <sup>2</sup>
Conductor cross section solid max.	240 mm <sup>2</sup>
Conductor cross section AWG min.	3/0

# High-current terminal block - UBAL 240 - 1086505

## Technical data

### Connection data

Conductor cross section AWG max.	500
Conductor cross section flexible min.	35 mm <sup>2</sup>
Conductor cross section flexible max.	185 mm <sup>2</sup>
Conductor cross section flexible, with ferrule without plastic sleeve min.	35 mm <sup>2</sup>
Conductor cross section flexible, with ferrule without plastic sleeve max.	185 mm <sup>2</sup>
Conductor cross section flexible, with ferrule with plastic sleeve min.	35 mm <sup>2</sup>
Conductor cross section flexible, with ferrule with plastic sleeve max.	185 mm <sup>2</sup>
2 conductors with same cross section, stranded min.	35 mm <sup>2</sup>
2 conductors with same cross section, stranded max.	70 mm <sup>2</sup>

### Standards and Regulations

Connection in acc. with standard	IEC 61238-1
	IEC 60947-7-1
Flammability rating according to UL 94	V0

### Environmental Product Compliance

China RoHS	Environmentally friendly use period: unlimited = EFUP-e
	No hazardous substances above threshold values

## Drawings

Circuit diagram



## Classifications

### eCl@ss

eCl@ss 10.0.1	27141120
eCl@ss 4.0	27141120
eCl@ss 4.1	27141120
eCl@ss 5.0	27141120
eCl@ss 5.1	27141100
eCl@ss 6.0	27141100
eCl@ss 7.0	27141120
eCl@ss 8.0	27141120
eCl@ss 9.0	27141120

### ETIM

ETIM 2.0	EC000897
ETIM 3.0	EC000897

# High-current terminal block - UBAL 240 - 1086505

## Classifications

### ETIM

ETIM 4.0	EC000897
ETIM 5.0	EC000897
ETIM 6.0	EC000897
ETIM 7.0	EC000897

### UNSPSC

UNSPSC 6.01	30211811
UNSPSC 7.0901	39121410
UNSPSC 11	39121410
UNSPSC 12.01	39121410
UNSPSC 13.2	39121410
UNSPSC 18.0	39121410
UNSPSC 19.0	39121410
UNSPSC 20.0	39121410
UNSPSC 21.0	39121410

## Approvals

### Approvals

---

Approvals


UL Recognized

---

Ex Approvals

---

### Approval details

UL Recognized		<a href="http://database.ul.com/cgi-bin/XYV/template/LISEXT/1FRAME/index.htm">http://database.ul.com/cgi-bin/XYV/template/LISEXT/1FRAME/index.htm</a>	FILE E 60425
---------------	---	---	--------------

## Accessories

Accessories

End cover

# High-current terminal block - UBAL 240 - 1086505

## Accessories

Cover plate - CEC UBAL 240 - 1090037



Cover plate, color: yellow

---

## Terminal marking


Marker for terminal blocks - UCT-TM 12 - 0829144



Marker for terminal blocks, Sheet, white, unlabeled, can be labeled with: TOPMARK NEO, TOPMARK LASER, BLUEMARK ID COLOR, BLUEMARK ID, BLUEMARK CLED, THERMOMARK PRIME, THERMOMARK CARD 2.0, THERMOMARK CARD, mounting type: snap into tall marker groove, for terminal block width: 12 mm, lettering field size: 10.8 x 9.6 mm, Number of individual labels: 30

---


Marker for terminal blocks - UCT-TM 12 BU - 0829177



Marker for terminal blocks, Sheet, blue, unlabeled, can be labeled with: TOPMARK NEO, TOPMARK LASER, BLUEMARK ID COLOR, BLUEMARK ID, BLUEMARK CLED, THERMOMARK PRIME, THERMOMARK CARD 2.0, THERMOMARK CARD, mounting type: snap into tall marker groove, for terminal block width: 12 mm, lettering field size: 10.8 x 9.6 mm, Number of individual labels: 30

---

Marker for terminal blocks - UCT-TM 12 GN - 0829178



Marker for terminal blocks, Sheet, green, unlabeled, can be labeled with: TOPMARK NEO, TOPMARK LASER, BLUEMARK ID COLOR, BLUEMARK ID, BLUEMARK CLED, THERMOMARK PRIME, THERMOMARK CARD 2.0, THERMOMARK CARD, mounting type: snap into tall marker groove, for terminal block width: 12 mm, lettering field size: 10.8 x 9.6 mm, Number of individual labels: 30

---

Marker for terminal blocks - UCT-TM 12 VT - 0829176



Marker for terminal blocks, Sheet, violet, unlabeled, can be labeled with: TOPMARK NEO, TOPMARK LASER, BLUEMARK ID COLOR, BLUEMARK ID, BLUEMARK CLED, THERMOMARK PRIME, THERMOMARK CARD 2.0, THERMOMARK CARD, mounting type: snap into tall marker groove, for terminal block width: 12 mm, lettering field size: 10.8 x 9.6 mm, Number of individual labels: 30

## High-current terminal block - UBAL 240 - 1086505

### Accessories

#### Marker for terminal blocks - UCT-TM 12 RD - 0829174



Marker for terminal blocks, Sheet, red, unlabeled, can be labeled with: TOPMARK NEO, TOPMARK LASER, BLUEMARK ID COLOR, BLUEMARK ID, BLUEMARK CLED, THERMOMARK PRIME, THERMOMARK CARD 2.0, THERMOMARK CARD, mounting type: snap into tall marker groove, for terminal block width: 12 mm, lettering field size: 10.8 x 9.6 mm, Number of individual labels: 30

---

#### Marker for terminal blocks - UCT-TM 12 OG - 0829175



Marker for terminal blocks, Sheet, orange, unlabeled, can be labeled with: TOPMARK NEO, TOPMARK LASER, BLUEMARK ID COLOR, BLUEMARK ID, BLUEMARK CLED, THERMOMARK PRIME, THERMOMARK CARD 2.0, THERMOMARK CARD, mounting type: snap into tall marker groove, for terminal block width: 12 mm, lettering field size: 10.8 x 9.6 mm, Number of individual labels: 30

---

#### Marker for terminal blocks - UCT-TM 12 YE - 0829145



Marker for terminal blocks, Sheet, yellow, unlabeled, can be labeled with: TOPMARK NEO, TOPMARK LASER, BLUEMARK ID COLOR, BLUEMARK ID, BLUEMARK CLED, THERMOMARK PRIME, THERMOMARK CARD 2.0, THERMOMARK CARD, mounting type: snap into tall marker groove, for terminal block width: 12 mm, lettering field size: 10.8 x 9.6 mm, Number of individual labels: 30

---

Phoenix Contact 2020 © - all rights reserved  
<http://www.phoenixcontact.com>

PHOENIX CONTACT GmbH & Co. KG  
Flachsmarktstr. 8  
32825 Blomberg  
Germany  
Tel. +49 5235 300  
Fax +49 5235 3 41200  
<http://www.phoenixcontact.com>

## X-ON Electronics

Largest Supplier of Electrical and Electronic Components

*Click to view similar products for [DIN Rail Terminal Blocks](#) category:*

*Click to view products by [Phoenix Contact](#) manufacturer:*

Other Similar products are found below :

[00110420202](#) [8WA1011-1BH23](#) [8WA1011-1EF20](#) [91.010](#) [9102100000](#) [91.040](#) [9123140000](#) [9123140001](#) [RBO 5-T-B-HEX](#) [1333564](#) [DP25-GY-ND](#) [1431306](#) [1433306](#) [90.070](#) [91.020](#) [912314](#) [260-301\\_NR](#) [2757571](#) [280-331](#) [280-560](#) [280-564](#) [281-611/281-542](#) [281-673/281-411](#) [281-994](#) [283-317](#) [283-607](#) [2909798](#) [264-724](#) [264-726](#) [280-530](#) [280-555](#) [280-619](#) [281-610](#) [281-622/281-417](#) [284-317](#) [284-601](#) [2907033](#) [3048496](#) [5542152](#) [35956](#) [USK 10](#) [102510](#) [1025100000](#) [5520682](#) [5607102](#) [EMH 25-ZE30](#) [591620-2](#) [UM 45-SEFE M.NUT BK](#) [1-591651-1](#) [8671050000](#)