

# Flush-type connector - SACC-DSI-M12FSM-5PE-M16XL/1,5 - 1162524

Please be informed that the data shown in this PDF Document is generated from our Online Catalog. Please find the complete data in the user's documentation. Our General Terms of Use for Downloads are valid (<http://phoenixcontact.com/download>)




Flush-type connector, Power, 6-position, Socket, M12, M - Power, Rear mounting, M16 x 1.5, Individual wires, cable length: 1.5 m, 1.31 mm<sup>2</sup>, UL/cUL stranded hook-up wire

## Your advantages

- ✓ For compact devices: transmit high power in a confined space
- ✓ Easy-to-install, optimized XL housing contour with wrench size 19
- ✓ Mechanical tightening limitation for long-term-stable gasket
- ✓ Pre-assembled with litz wires for immediate use
- ✓ Customer-specific assemblies and litz wire lengths available
- ✓ Sealed on the litz wire side for optimum leak-tightness
- ✓ For high transmission safety: shield connection to the housing with optional EMC nut



## Key Commercial Data

|                        |   |
|------------------------|---|
| Packing unit           | 1 pc  |
| Minimum order quantity | 25 pc   |
| GTIN                   | <br>4 063151 172350 |
| GTIN                   | 4063151172350   |

## Technical data

### Dimensions

|                 |       |
|-----------------|-------|
| Length of cable | 1.5 m |
|-----------------|-------|

### Ambient conditions

|                                 |                                  |
|---------------------------------|----------------------------------|
| Ambient temperature (operation) | -25 °C ... 85 °C (Plug / socket) |
|                                 | -25 °C ... 85 °C (Plug / socket) |
| Degree of protection            | IP67                             |

### General

|      |  |
|------|--|
| Note | The electrical and mechanical data specified assume that the connector pair is correctly locked and mounted. If the connector is unlocked and if |
|------|--|

# Flush-type connector - SACC-DSI-M12FSM-5PE-M16XL/1,5 - 1162524

## Technical data

### General

|                             |   |
|-----------------------------|---|
|                             | there is a danger of contamination, the connector must be sealed using a protective cap > IP54. Influences arising from litz wires, cables or PCB assembly must also be taken into consideration. |
| Rated current at 40°C       | 8 A   |
| Rated voltage               | 630 V   |
| Rated surge voltage         | 6 kV  |
| Number of positions         | 6   |
| Coding                      | M - Power   |
| Standards/regulations       | M12 connector IEC 61076-2-111 In line with  |
| Signal type/category        | Power   |
| Status display              | No  |
| Overvoltage category        | III   |
| Degree of pollution         | 3   |
| Test voltage                | 6 kV  |
| Connection method           | Individual wires  |
| Insertion/withdrawal cycles | > 100   |
| Torque                      | 0.8 Nm ... 1.3 Nm (Installation-side)   |
| Mounting type               | Rear mounting M16 x 1.5 With flat nut   |
| Assembly instructions       | Tightening limitation   |
| Thread type                 | M16 x 1.5   |
| Halogen-free                | yes   |
| Flame resistance            | in acc. to UL 1581 VW1  |

### Material

|  |                              |
|--|------------------------------|
| Flammability rating according to UL 94 | V0                           |
| Contact material                       | CuZn                         |
| Contact surface material               | Au                           |
| Contact carrier material               | PA                           |
| Material, knurls                       | Zinc die-cast, nickel-plated |
| Sealing material                       | FKM                          |
| Additional material specifications     | PU 2K (Grout material)       |

### Cable

|                                    |   |
|------------------------------------|---|
| Cable type                         | UL/cUL stranded hook-up wire                              |
| Conductor cross section            | 1.31 mm <sup>2</sup>                                      |
| AWG signal line                    | 16  |
| Core diameter including insulation | 2.2 mm  |
| Wire colors                        | black 1, black 2, black 3, black 4, black 5, green/yellow |
| Material conductor insulation      | mPPE  |
| Conductor material                 | Bare Cu litz wires  |
| Standards/specifications           | M12 connector IEC 61076-2-111 In line with                |
| Ambient temperature (operation)    | -40 °C ... 105 °C (cable, fixed installation)             |
|                                    | -20 °C ... 105 °C (cable, flexible installation)          |

# Flush-type connector - SACC-DSI-M12FSM-5PE-M16XL/1,5 - 1162524

## Technical data

### Standards and Regulations

|  |  |
|--|--|
| Standards/specifications               | M12 connector IEC 61076-2-111 In line with   |
| Flame resistance                       | in acc. to UL 1581 VW1   |
| Halogen-free                           | yes  |
| Flammability rating according to UL 94 | V0   |
| Safety note                            | WARNING: The connectors may not be plugged in or disconnected under load. Ignoring the warning or improper use may damage persons and/or property.   |
|  | <ul style="list-style-type: none"> <li>• WARNING: Commission properly functioning products only. The products must be regularly inspected for damage. Decommission defective products immediately. Replace damaged products. Repairs are not possible.</li> </ul>  |
|  | <ul style="list-style-type: none"> <li>• WARNING: Only electrically qualified personnel may install and operate the product. They must observe the following safety notes. The qualified personnel must be familiar with the basics of electrical engineering. They must be able to recognize and prevent danger. The relevant symbol on the packaging indicates that only personnel familiar with electrical engineering are allowed to install and operate the product.</li> </ul> |
|  | <ul style="list-style-type: none"> <li>• The products are suitable for applications in plant, controller, and electrical device engineering.</li> </ul>  |
|  | <ul style="list-style-type: none"> <li>• When operating the connectors in outdoor applications, they must be separately protected against environmental influences.</li> </ul>   |
|  | <ul style="list-style-type: none"> <li>• Assembled products may not be manipulated or improperly opened.</li> </ul>  |
|  | <ul style="list-style-type: none"> <li>• Only use mating connectors that are specified in the technical data of the standards listed (e.g. the ones listed in the product accessories online at phoenixcontact.com/products).</li> </ul>   |
|  | <ul style="list-style-type: none"> <li>• When using the product in direct connection with third-party manufacturers, the user is responsible.</li> </ul>   |
|  | <ul style="list-style-type: none"> <li>• For operating voltages &gt; 50 V AC, conductive connector housings must be grounded</li> </ul>  |
|  | <ul style="list-style-type: none"> <li>• Ensure that when laying the cable, the tensile load on the connectors does not exceed the upper limit specified in the standards.</li> </ul>  |
|  | <ul style="list-style-type: none"> <li>• Observe the corresponding technical data. You will find information:                             <ul style="list-style-type: none"> <li>o On the product</li> <li>o On the packing label</li> <li>o In the supplied documentation</li> <li>o Online at phoenixcontact.com/products under the product</li> </ul> </li> </ul>   |
|  | <ul style="list-style-type: none"> <li>• Only use tools recommended by Phoenix Contact</li> </ul>  |
|  | <ul style="list-style-type: none"> <li>• Use a protective cap to protect connectors that are not in use. The suitable accessories are available online in the accessory section of the product at phoenixcontact.com/products</li> </ul>   |
|  | <ul style="list-style-type: none"> <li>• Ensure that the protective or functional ground has been properly connected.</li> </ul>   |
|  | <ul style="list-style-type: none"> <li>• VDE 0100/1.97 § 411.1.3.2 and DIN EN 60 204/11.98 § 14.1.3 are applicable when combining several circuits in a cable and/or connector</li> </ul>  |
|  | <ul style="list-style-type: none"> <li>• The connector warms up in normal operation. Depending on the ambient conditions, the surface of the connector can continue to warm up. In this case, the user is responsible for posting warnings (e.g. DIN EN ISO 13732-1:2008-12).</li> </ul>   |

### Environmental Product Compliance

|            |                |
|------------|----------------|
| REACH SVHC | Lead 7439-92-1 |
|------------|----------------|

# Flush-type connector - SACC-DSI-M12FSM-5PE-M16XL/1,5 - 1162524

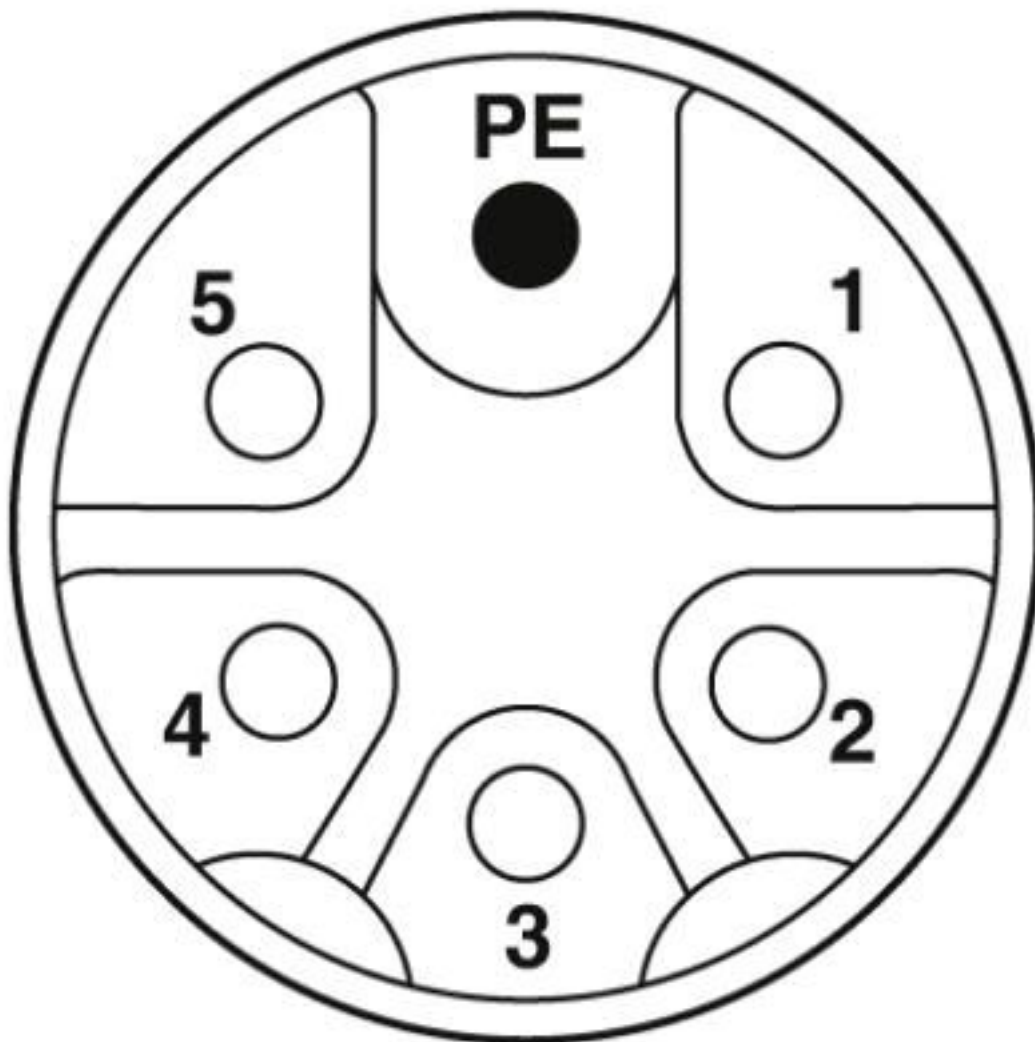
## Technical data

### Environmental Product Compliance

|            |   |
|------------|---|
| China RoHS | Environmentally Friendly Use Period = 50 years  |
|            | For details about hazardous substances go to tab "Downloads", Category "Manufacturer's declaration" |

## Drawings

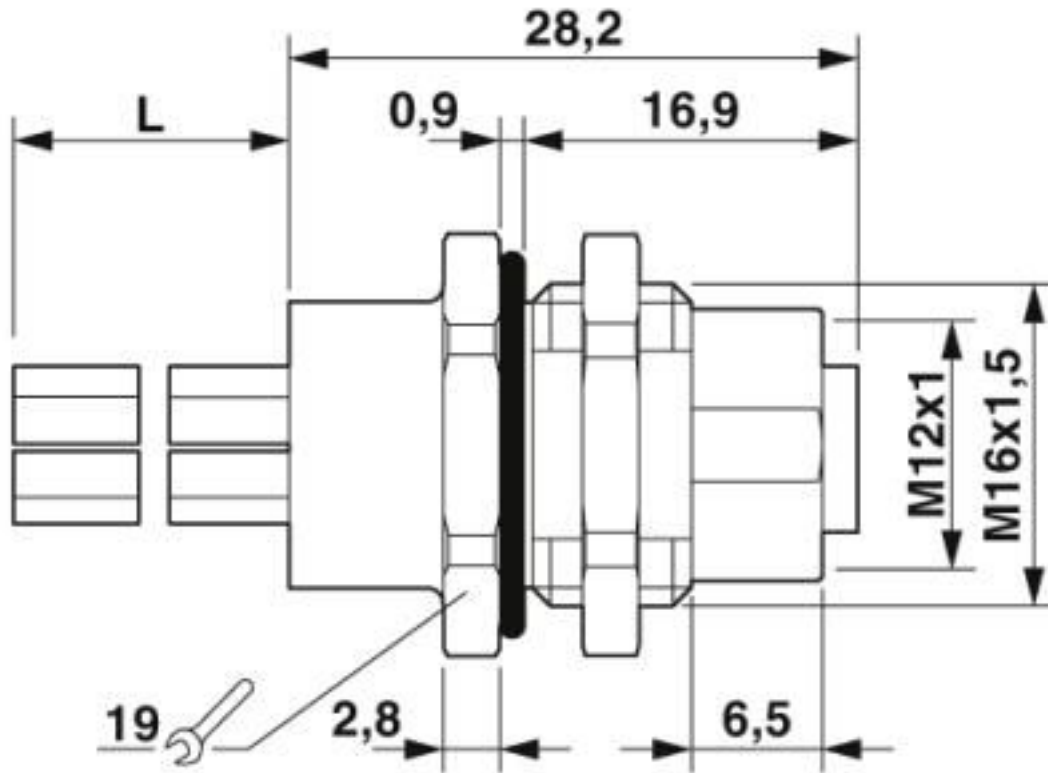
Schematic diagram



Pin assignment of M12 socket, 6-pos., M-coded, socket side view

# Flush-type connector - SACC-DSI-M12FSM-5PE-M16XL/1,5 - 1162524

Dimensional drawing



M12 flush-type socket

## Classifications

eCl@ss

|               |          |
|---------------|----------|
| eCl@ss 10.0.1 | 27440102 |
| eCl@ss 11.0   | 27440102 |
| eCl@ss 8.0    | 27440103 |
| eCl@ss 9.0    | 27440102 |

ETIM

|          |          |
|----------|----------|
| ETIM 5.0 | EC002061 |
|----------|----------|

## Approvals

Approvals

Approvals

EAC

## Flush-type connector - SACC-DSI-M12FSM-5PE-M16XL/1,5 - 1162524

### Approvals

Ex Approvals

---

#### Approval details

EAC



B.01687

### Accessories

#### Accessories

Screw plug - PROT M12 MS PWR - 1092802



An M12 screw plug for the unoccupied M12 females of the M12 POWER connectors, boxes, and flush-type connectors

---

Phoenix Contact 2020 © - all rights reserved  
<http://www.phoenixcontact.com>

PHOENIX CONTACT GmbH & Co. KG  
Flachsmarktstr. 8  
32825 Blomberg  
Germany  
Tel. +49 5235 300  
Fax +49 5235 3 41200  
<http://www.phoenixcontact.com>

## X-ON Electronics

Largest Supplier of Electrical and Electronic Components

*Click to view similar products for [Specialised Cables](#) category:*

*Click to view products by [Phoenix Contact](#) manufacturer:*

Other Similar products are found below :

[603PT6](#) [603SS6L](#) [604PT6](#) [604SS6](#) [706000D02F200](#) [910640](#) [1200740077](#) [1200740114](#) [AC172](#) [ACL-SSI-4](#) [R88ACAKA0015SRE](#)  
[R88ACAWL005SDE](#) [R88ACRGD0R3C](#) [1300150047](#) [1300660036](#) [1302262116](#) [1300150149](#) [1300220020](#) [1300220104](#) [1300220119](#)  
[1301240492](#) [1301810221](#) [1365323-1](#) [1613055](#) [176P12](#) [1971465-2](#) [20240400003](#) [20240400013](#) [2085828-1](#) [20886510030](#) [2-22733-8](#) [22733-](#)  
[8](#) [CB-5PSBC-RS](#) [CB-704EC-RS](#) [CB-BATACC-RS](#) [CB-JST3PSW-RS](#) [CB-M12COM-R10](#) [25AC84](#) [25AK84X](#) [25AU25](#) [25FN82](#) [3011-03](#)  
[AC118](#) [ACL-HHS-1M\(CAT5E\)](#) [SSL009PC2DC012N](#) [FC2A-KC6C](#) [2085828-2](#) [20886510150](#) [CCS-FCB-5](#) [CCSFCBF2](#)