

Network cable - VS-M12MS-IP20-94B-LI/10,0 - 1404310


Please be informed that the data shown in this PDF Document is generated from our Online Catalog. Please find the complete data in the user's documentation. Our General Terms of Use for Downloads are valid (<http://phoenixcontact.com/download>)



Assembled Ethernet cable, shielded, 4-pair, 26 AWG stranded (7-wire), RAL 5021 (water blue), M12 plug to RJ45 plug/IP20, line, length 10 m



Key Commercial Data

| | |
|--------------|---|
| Packing unit | 1 pc |
| GTIN |  4 046356 690164 |
| GTIN | 4046356690164 |

Technical data

Mechanical characteristics

| | |
|-----------------------------|----------|
| Number of positions | 8 |
| Insertion/withdrawal cycles | ≥ 100 |
| Cable outlet | straight |
| Length of cable | 10 m |
| No. of cable outlets | 1 |

Ambient conditions

| | |
|---------------------------------|--|
| Ambient temperature (operation) | -25 °C ... 60 °C (cable, fixed installation) |
| | -5 °C ... 60 °C (cable, flexible installation) |

Material data

| | |
|--|----|
| Flammability rating according to UL 94 | HB |
|--|----|

Standards and Regulations

| | |
|--|----|
| Flammability rating according to UL 94 | HB |
|--|----|

Line characteristics

| | |
|--------------------|--------------------------|
| Cable type | Ethernet, flexible, CAT5 |
| Cable abbreviation | 02YS(ST)C11Y |
| UL AWM style | 20963 (80°C/30 V) |

Network cable - VS-M12MS-IP20-94B-LI/10,0 - 1404310

Technical data

Line characteristics

| | |
|---------------------------------------|--|
| Cable structure | 4x2xAWG26/7; SF/UTP |
| Conductor cross section | 4x 2x 0.14 mm ² |
| AWG signal line | 26 |
| Conductor structure signal line | 7x 0.16 mm |
| Core diameter including insulation | 0.96 mm |
| External cable diameter | 6.4 mm ±0.2 mm |
| Wire colors | white/blue-blue, white/orange-orange, white/green-green, white/brown-brown |
| External sheath, color | water blue RAL 5021 |
| Transmission medium | Copper |
| Insulation resistance | ≥ 500 MΩ*km |
| Wave impedance | 100 Ω ±5 Ω (at 100 MHz) |
| Near end crosstalk attenuation (NEXT) | 71.3 dB (with 1 MHz) |
| | 62.3 dB (at 4 MHz) |
| | 56.3 dB (at 10 MHz) |
| | 53.2 dB (at 16 MHz) |
| | 51.8 dB (at 20 MHz) |
| | 48.9 dB (at 31.25 MHz) |
| | 44.4 dB (at 62.5 MHz) |
| | 41.3 dB (at 100 MHz) |
| Wave attenuation | 3.2 dB (with 1 MHz) |
| | 6 dB (at 4 MHz) |
| | 9.5 dB (at 10 MHz) |
| | 12.1 dB (at 16 MHz) |
| | 13.6 dB (at 20 MHz) |
| | 17.1 dB (at 31.25 MHz) |
| | 24.8 dB (at 62.5 MHz) |
| | 32 dB (at 100 MHz) |
| Return Loss | 23 dB (at 4 MHz) |
| | 24.1 dB (at 8 MHz) |
| | 25 dB (at 10 MHz) |
| | 25 dB (at 16 MHz) |
| | 25 dB (at 20 MHz) |
| | 23.6 dB (at 31.25 MHz) |
| | 21.5 dB (at 62.5 MHz) |
| | 20.1 dB (at 100 MHz) |
| Signal runtime | 5.3 ns/m |
| Coupling resistance | ≤ 100.00 mΩ/m (at 10 MHz) |
| Nominal voltage, cable | ≤ 100 V |
| Test voltage Core/Core | 700 V (50 Hz, 1 min.) |
| Test voltage Core/Shield | 700 V (50 Hz, 1 min.) |

Network cable - VS-M12MS-IP20-94B-LI/10,0 - 1404310

Technical data

Line characteristics

| | |
|---|--|
| Twisted pairs | 2 cores to the pair |
| Overall twist | 4 pairs for core |
| Shielding | Aluminum-coated foil, tinned copper braided shield |
| Optical shield covering | 70 % |
| Outer sheath, material | PUR |
| Material conductor insulation | Foamed PE |
| Conductor material | Bare Cu litz wires |
| Cable weight | 47 kg/km |
| Minimum bending radius, fixed installation | 4 x D |
| Minimum bending radius, flexible installation | 8 x D |
| Flame resistance | according to IEC 60332-1-2 |
| Halogen-free | according to IEC 60754-1 |
| Resistance to oil | according to EN 60811-2-1 |
| Ambient temperature (operation) | -40 °C ... 80 °C (cable, fixed installation) |
| | -20 °C ... 80 °C (cable, flexible installation) |

Environmental Product Compliance

| | |
|------------|---|
| REACH SVHC | Lead 7439-92-1 |
| China RoHS | Environmentally friendly use period: unlimited = EFUP-e |
| | No hazardous substances above threshold values |

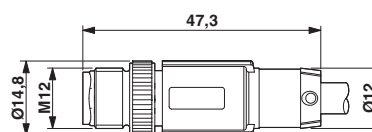
Drawings

Cable cross section



Ethernet, flexible, CAT5 [94B]

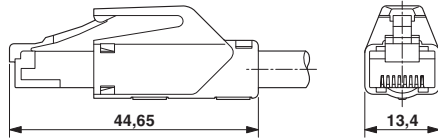
Dimensional drawing



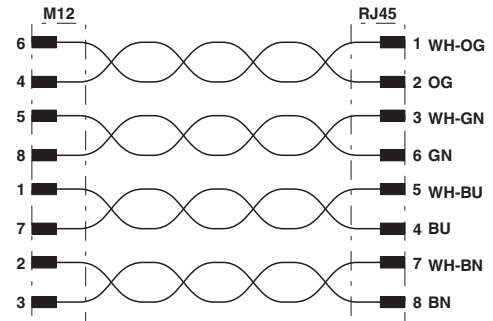
Plug, M12 x 1, straight, shielded

Network cable - VS-M12MS-IP20-94B-LI/10,0 - 1404310

Dimensional drawing



Circuit diagram



Phoenix Contact 2018 © - all rights reserved
<http://www.phoenixcontact.com>

PHOENIX CONTACT GmbH & Co. KG
Flachsmarktstr. 8
32825 Blomberg
Germany
Tel. +49 5235 300
Fax +49 5235 3 41200
<http://www.phoenixcontact.com>

X-ON Electronics

Largest Supplier of Electrical and Electronic Components

Click to view similar products for [Ethernet Cables / Networking Cables](#) category:

Click to view products by [Phoenix Contact](#) manufacturer:

Other Similar products are found below :

[73-6670-7](#) [73-6680-15](#) [73-7797-25](#) [MCJB2-10P6Q7-120](#) [84909-0204](#) [1200700174](#) [1200860368](#) [E16A06002M030](#) [E200102-009-S1](#)
[AX105346-EW](#) [MT14-187L](#) [17-103530](#) [ERWPAB3002M005](#) [190-038045-01](#) [NK5EPC18RDY](#) [NK5EPC18VLY](#) [NK5EPC18YLY](#)
[NK5EPC1GRY](#) [NK5EPC4Y](#) [NK5EPC6YLY](#) [NK5EPC8BLY](#) [NK5EPC9YLY](#) [1969343-6](#) [C501100010](#) [C501106002](#) [C501106007](#)
[C501106015](#) [C501106025](#) [C601102010](#) [C601104010](#) [C601106007](#) [C601106015](#) [2142758-2](#) [2168427-2](#) [CAT1106007](#) [21949-1](#) [2J1866A](#)
[RJF SFTP 5E 0500](#) [AX100351](#) [MN14CEC/ST](#) [C501100015](#) [C501106004](#) [C501106010](#) [C5F1108007](#) [C601104004](#) [C601106004](#)
[CA21106004](#) [CA21106010](#) [CA21106015](#) [CA21109007](#)