

Mini feed-through terminal block - MBK 2,5/E - 1414006

Please be informed that the data shown in this PDF Document is generated from our Online Catalog. Please find the complete data in the user's documentation. Our General Terms of Use for Downloads are valid (<http://phoenixcontact.com/download>)




Mini feed-through terminal block, nom. voltage: 250 V, nominal current: 24 A, connection method: Screw connection, number of connections: 2, cross section: 0.2 mm² - 2.5 mm², AWG: 24 - 14, width: 5.2 mm, color: gray, mounting type: NS 15

Your advantages

- Separating disks, partition plates, and test sockets complete the range of accessories
- Space saving thanks to compact design and mounting option on a 15 mm DIN rail
- Clear arrangement thanks to marking of all terminal points
- Easy potential distribution thanks to standardized plug-in bridges



Key Commercial Data

Packing unit	50 pc
GTIN	 4 017918 021269
GTIN	4017918021269

Technical data

General

Number of levels	1
Number of connections	2
Potentials	1
Nominal cross section	2.5 mm ²
Color	gray
Insulating material	PA
Flammability rating according to UL 94	V2
Rated surge voltage	4 kV
Degree of pollution	3
Overvoltage category	III
Insulating material group	I
Maximum power dissipation for nominal condition	0.77 W

Mini feed-through terminal block - MBK 2,5/E - 1414006

Technical data

General

Maximum load current	24 A (with a 2.5 mm ² conductor cross section)
Nominal current I _N	24 A
Nominal voltage U _N	250 V
Open side panel	Yes
Ambient temperature (operation)	-60 °C ... 85 °C
Ambient temperature (storage/transport)	-25 °C ... 55 °C (For a short time, not exceeding 24 h, -60 to +70 °C)
Permissible humidity (storage/transport)	30 % ... 70 %
Ambient temperature (assembly)	-5 °C ... 70 °C
Ambient temperature (actuation)	-5 °C ... 70 °C
Shock protection test specification	IEC 60529:2001-02
Back of the hand protection	guaranteed
Finger protection	guaranteed
Result of surge voltage test	Test passed
Result of power-frequency withstand voltage test	Test passed
Power frequency withstand voltage setpoint	1.5 kV
Result of the test for mechanical stability of terminal points (5 x conductor connection)	Test passed
Result of bending test	Test passed
Bending test rotation speed	10 rpm
Bending test turns	135
Bending test conductor cross section/weight	0.2 mm ² / 0.2 kg
	2.5 mm ² / 0.7 kg
Tensile test result	Test passed
Result of tight fit on support	Test passed
Tight fit on carrier	NS 15
Setpoint	1 N
Result of voltage-drop test	Test passed
Result of temperature-rise test	Test passed
Requirement temperature-rise test	Increase in temperature ≤ 45 K
Short circuit stability result	Test passed
Conductor cross section short circuit testing	2.5 mm ²
Short-time current	0.3 kA
Result of thermal test	Test passed
Proof of thermal characteristics (needle flame) effective duration	30 s
Relative insulation material temperature index (Elec., UL 746 B)	125 °C
Temperature index of insulation material (DIN EN 60216-1 (VDE 0304-21))	125 °C
Static insulating material application in cold	-40 °C

Dimensions

Width	5.2 mm
End cover width	1 mm

Mini feed-through terminal block - MBK 2,5/E - 1414006

Technical data

Dimensions

Length	24.5 mm
Height NS 15	26.5 mm

Connection data

Connection	1 level
Connection method	Screw connection
Screw thread	M3
Stripping length	7 mm
Tightening torque, min	0.6 Nm
Tightening torque max	0.8 Nm
Connection in acc. with standard	IEC 60947-7-1
Conductor cross section solid min.	0.2 mm ²
Conductor cross section solid max.	2.5 mm ²
Conductor cross section AWG min.	24
Conductor cross section AWG max.	14
Conductor cross section flexible min.	0.2 mm ²
Conductor cross section flexible max.	2.5 mm ²
Min. AWG conductor cross section, flexible	24
Max. AWG conductor cross section, flexible	14
Conductor cross section flexible, with ferrule without plastic sleeve min.	0.25 mm ²
Conductor cross section flexible, with ferrule without plastic sleeve max.	2.5 mm ²
Conductor cross section flexible, with ferrule with plastic sleeve min.	0.25 mm ²
Conductor cross section flexible, with ferrule with plastic sleeve max.	2.5 mm ²
Cross section with insertion bridge, solid max.	2.5 mm ²
Cross section with insertion bridge, stranded max.	2.5 mm ²
2 conductors with same cross section, solid min.	0.2 mm ²
2 conductors with same cross section, solid max.	0.75 mm ²
2 conductors with same cross section, stranded min.	0.2 mm ²
2 conductors with same cross section, stranded max.	0.75 mm ²
Two conductors with the same cross section, flexible, with TWIN ferrules, with plastic sleeve, minimum	0.5 mm ²
Two conductors with the same cross section, flexible, with TWIN ferrules, with plastic sleeve, maximum	1.5 mm ²
Two conductors with the same cross section stranded, with ferrule and without plastic sleeve, minimum	0.25 mm ²
Two conductors with the same cross section stranded, with ferrule and without plastic sleeve, maximum	0.75 mm ²
Connection in acc. with standard	IEC/EN 60079-7
Conductor cross section solid min.	0.2 mm ²
Conductor cross section solid max.	2.5 mm ²
Conductor cross section AWG min.	24
Conductor cross section AWG max.	14

Mini feed-through terminal block - MBK 2,5/E - 1414006

Technical data

Connection data

Conductor cross section flexible min.	0.2 mm ²
Conductor cross section flexible max.	2.5 mm ²
Internal cylindrical gage	A3

Standards and Regulations

Connection in acc. with standard	CSA
	IEC 60947-7-1
	IEC/EN 60079-7
Flammability rating according to UL 94	V2

Environmental Product Compliance

REACH SVHC	Lead 7439-92-1
China RoHS	Environmentally Friendly Use Period = 50 years
	For details about hazardous substances go to tab "Downloads", Category "Manufacturer's declaration"

Drawings

Circuit diagram



Classifications

eCl@ss

eCl@ss 10.0.1	27141120
eCl@ss 4.0	27141100
eCl@ss 4.1	27141100
eCl@ss 5.0	27141100
eCl@ss 5.1	27141100
eCl@ss 6.0	27141100
eCl@ss 7.0	27141120
eCl@ss 8.0	27141120
eCl@ss 9.0	27141120

ETIM

ETIM 2.0	EC000897
ETIM 3.0	EC000897
ETIM 4.0	EC000897
ETIM 5.0	EC000897
ETIM 6.0	EC000897

Mini feed-through terminal block - MBK 2,5/E - 1414006

Classifications

ETIM

ETIM 7.0	EC000897
----------	----------

UNSPSC

UNSPSC 6.01	30211811
UNSPSC 7.0901	39121410
UNSPSC 11	39121410
UNSPSC 12.01	39121410
UNSPSC 13.2	39121410
UNSPSC 18.0	39121410
UNSPSC 19.0	39121410
UNSPSC 20.0	39121410
UNSPSC 21.0	39121410

Approvals

Approvals


Approvals


CSA / UL Recognized / cUL Recognized / EAC / EAC / cULus Recognized

Ex Approvals

IECEX / ATEX / EAC Ex

Approval details

CSA		http://www.csagroup.org/services-industries/product-listing/	13631
Nominal voltage UN		300 V	
Nominal current IN		20 A	
mm ² /AWG/kcmil		28-12	

UL Recognized		http://database.ul.com/cgi-bin/XYVV/template/LISEXT/1FRAME/index.htm	FILE E 60425
Nominal voltage UN		300 V	
Nominal current IN		20 A	
mm ² /AWG/kcmil		30-12	

Mini feed-through terminal block - MBK 2,5/E - 1414006

Approvals

cUL Recognized		http://database.ul.com/cgi-bin/XYV/template/LISEXT/1FRAME/index.htm	FILE E 60425
Nominal voltage UN		300 V	
Nominal current IN		20 A	
mm ² /AWG/kcmil		30-12	

EAC		EAC-Zulassung
-----	--	---------------

EAC		RU C- DE.A*30.B.01742
-----	--	--------------------------

cULus Recognized	
------------------	--

Accessories

Accessories

DIN rail

DIN rail, unperforated - NS 15 UNPERF 2000MM - 1401695



DIN rail, unperforated, Standard profile, width: 15 mm, height: 5 mm, acc. to EN 60715, material: Steel, galvanized, passivated with a thick layer, length: 2000 mm, color: silver

DIN rail perforated - NS 15 PERF 2000MM - 1401682



DIN rail perforated, Standard profile, width: 15 mm, height: 5.5 mm, acc. to EN 60715, material: Steel, galvanized, passivated with a thick layer, length: 2000 mm, color: silver

Mini feed-through terminal block - MBK 2,5/E - 1414006

Accessories

DIN rail perforated - NS 15 AL PERF 2000MM - 1401763



DIN rail perforated, Standard profile, width: 15 mm, height: 5.5 mm, acc. to EN 60715, material: Aluminum, uncoated, length: 2000 mm, color: silver

DIN rail perforated - NS 15 WH PERF 2000MM - 1204096



DIN rail perforated, Standard profile, width: 15 mm, height: 5.5 mm, acc. to EN 60715, material: Steel, Galvanized, white passivated, length: 2000 mm, color: silver

End block

End clamp - E/MBK - 1401637



End clamp, width: 6.2 mm, color: gray

End clamp - E/MK - 1421633



End clamp, width: 6.2 mm, color: gray

End clamp - E/MK 1 - 1421659



End clamp width: 6 mm, color: gray

End cover

Mini feed-through terminal block - MBK 2,5/E - 1414006

Accessories

End cover - D-MBK 2,5/E - 1414035



End cover, length: 24.5 mm, width: 1 mm, height: 20.9 mm, color: gray

Insertion bridge

Insertion bridge - EB 2- 5 - 1401158



Insertion bridge, pitch: 5 mm, number of positions: 2, color: gray

Insertion bridge - EB 3- 5 - 1401145



Insertion bridge, pitch: 5 mm, number of positions: 3, color: gray

Insertion bridge - EB 10- 5 - 1401132



Insertion bridge, pitch: 5.2 mm, number of positions: 10, color: gray

Labeled terminal marker

Marker pin Zack strip - BN-ZB 5,2/WH CUS - 0824271



Marker pin Zack strip, Strip, can be ordered: Strip, white, labeled according to customer specifications, mounting type: plug in, for terminal block width: 5.2 mm, lettering field size: 4 x 4 mm, Number of individual labels: 10

Mini feed-through terminal block - MBK 2,5/E - 1414006

Accessories

Marker for terminal blocks - UC-TMN 5,2 CUS - 0826857



Marker for terminal blocks, can be ordered: by sheet, white, labeled according to customer specifications, mounting type: plug in, for terminal block width: 5.2 mm, lettering field size: 3.97 x 4.6 mm, Number of individual labels: 96

Partition plate

Partition plate - ATP-MBK - 1413227



Partition plate, length: 42.5 mm, width: 2.5 mm, height: 30.5 mm, color: gray

Screw bridge

Fixed bridge - FBRNI 2-5 N - 3000175



Fixed bridge, pitch: 5 mm, number of positions: 2, color: silver

Fixed bridge - FBRNI 3-5 N - 3000162



Fixed bridge, pitch: 5 mm, number of positions: 3, color: silver

Fixed bridge - FBRNI 4-5 N - 3000159



Fixed bridge, pitch: 5 mm, number of positions: 4, color: silver

Mini feed-through terminal block - MBK 2,5/E - 1414006

Accessories

Fixed bridge - FBRNI 10-5 N - 2770639



Fixed bridge, pitch: 5.2 mm, number of positions: 10, color: silver

Fixed bridge - FBRNI 20-5 N - 3000609



Fixed bridge, number of positions: 20, color: silver

Screwdriver tools

Screwdriver - SZS 0,6X3,5 - 1205053



Actuation tool, for ST terminal blocks, insulated, also suitable for use as a bladed screwdriver, size: 0.6 x 3.5 x 100 mm, 2-component grip, with non-slip grip

Terminal marking

Marker pin Zack strip - BN-ZB 5,2/WH:UNBEDRUCKT - 1401815



Marker pin Zack strip, Strip, white, unlabeled, can be labeled with: CMS-P1-PLOTTER, mounting type: plug in, for terminal block width: 5.2 mm, lettering field size: 4 x 4 mm, Number of individual labels: 10

Marker for terminal blocks - UC-TMN 5,2 - 0822945



Marker for terminal blocks, Sheet, white, unlabeled, can be labeled with: BLUEMARK ID COLOR, BLUEMARK ID, BLUEMARK CLED, PLOTMARK, CMS-P1-PLOTTER, mounting type: plug in, for terminal block width: 5.2 mm, lettering field size: 3.97 x 4.6 mm, Number of individual labels: 96

Test plug terminal block

Mini feed-through terminal block - MBK 2,5/E - 1414006

Accessories

Reducing plug - RPS - 0201647



Reducing plug, color: gray

Test socket

Female test connector - PSBJ 3/13/4 - 0201304



Female test connector, color: silver

Female test connector - PSB 3/10/4 - 0601292



Female test connector, color: silver

Phoenix Contact 2020 © - all rights reserved
<http://www.phoenixcontact.com>

PHOENIX CONTACT GmbH & Co. KG
Flachsmarktstr. 8
32825 Blomberg
Germany
Tel. +49 5235 300
Fax +49 5235 3 41200
<http://www.phoenixcontact.com>

X-ON Electronics

Largest Supplier of Electrical and Electronic Components

Click to view similar products for [DIN Rail Terminal Blocks](#) category:

Click to view products by [Phoenix Contact](#) manufacturer:

Other Similar products are found below :

[00110420202](#) [8WA1011-1BH23](#) [8WA1011-1EF20](#) [91.010](#) [9102100000](#) [91.040](#) [9123140000](#) [9123140001](#) [RBO 5-T-B-HEX](#) [1333564](#) [DP25-GY-ND](#) [1431306](#) [1433306](#) [90.070](#) [91.020](#) [912314](#) [260-301_NR](#) [2757571](#) [280-331](#) [280-560](#) [280-564](#) [281-611/281-542](#) [281-673/281-411](#) [281-994](#) [283-317](#) [283-607](#) [2909798](#) [264-724](#) [264-726](#) [280-530](#) [280-555](#) [280-619](#) [281-610](#) [281-622/281-417](#) [284-317](#) [284-601](#) [2907033](#) [3048496](#) [5542152](#) [35956](#) [USK 10](#) [102510](#) [1025100000](#) [5520682](#) [5607102](#) [EMH 25-ZE30](#) [591620-2](#) [UM 45-SEFE M.NUT BK](#) [1-591651-1](#) [8671050000](#)