

Contact insert module - HC-M-03-CT-F - 1414359

Please be informed that the data shown in this PDF Document is generated from our Online Catalog. Please find the complete data in the user's documentation. Our General Terms of Use for Downloads are valid (<http://phoenixcontact.com/download>)




Contact insert module, number of positions: 3, power contacts: 3, control contacts: 0, Socket, Crimp connection, 500 V, 40 A, 1.5 mm² ... 6 mm², application: Power



COMPLIANT

Key Commercial Data

Packing unit	5 pc
Minimum order quantity	5 pc
GTIN	 4 055626 025025
GTIN	4055626025025

Technical data

Dimensions

Height	44.7 mm
Width	34.2 mm
Length	14.6 mm

Electrical characteristics

Rated voltage (III/3)	500 V
Rated voltage (III/2)	830 V
Rated current	40 A
Rated surge voltage	6 kV
Connection profile	3

Ambient conditions

Ambient temperature (operation)	-40 °C ... 125 °C
---------------------------------	-------------------

Mechanical characteristics

Conductor cross section	1.5 mm ² ... 6 mm ²
Connection cross section AWG	16 ... 8
Stripping length of the individual wire	9 mm (for 1.5 ... 2.5 mm ²)

Contact insert module - HC-M-03-CT-F - 1414359

Technical data

Mechanical characteristics

	9 mm (for 4 mm ² ... 6 mm ²)
	15 mm (for 10 mm ² /conductor ≥ 5 mm diameter)
	18 mm (for 10 mm ² /conductor ≥ 6.4 mm diameter)
Contact diameter	4 mm
Wire diameter including insulation	7.5 mm
Insertion/withdrawal cycles	≥ 500
Minimum housing height	52 mm

General

Note	For HEAVYCON housing type B6 to B48, HC-M-B...MF-... hinged module carrier frame required, CK4,0..... crimp contacts, crimp contacts not supplied as standard.
	Connectors may be operated only when there is no load/voltage.
Series	HC-M-03
Color	light gray
Number of module slots	1
Connection method	Crimp connection
Connection in acc. with standard	IEC / EN
Contact type	turned
Flammability rating according to UL 94	V0
Degree of pollution	3
Overvoltage category	III
Assembly instructions	To ensure correct use, installation in housing with IP54 protection or better is required
Connection	The CK4,0-EWZ tool (order no. 1662735) is required for removing the crimp contacts. At every "C" contact chamber, the position of the contact retaining springs is marked with two black markings on the connection side. From the connection side, the tool is pushed over the contact in a position-oriented manner, so that it touches both the retaining springs. Then insert it up to the limit stop. Do not turn the inserted tool. Push the conductor out of the insulating body along with the tool from the connection side.

Material data

Contact material	Copper alloy
Contact surface material	Ag
Contact carrier material	PC

Standards and Regulations

Flammability rating according to UL 94	V0
--	----

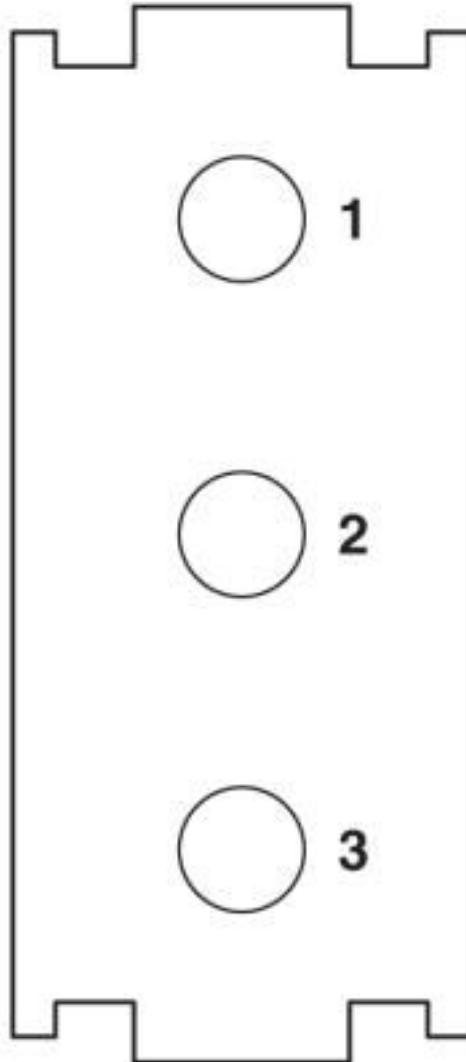
Environmental Product Compliance

China RoHS	Environmentally friendly use period: unlimited = EFUP-e
	No hazardous substances above threshold values

Drawings

Contact insert module - HC-M-03-CT-F - 1414359

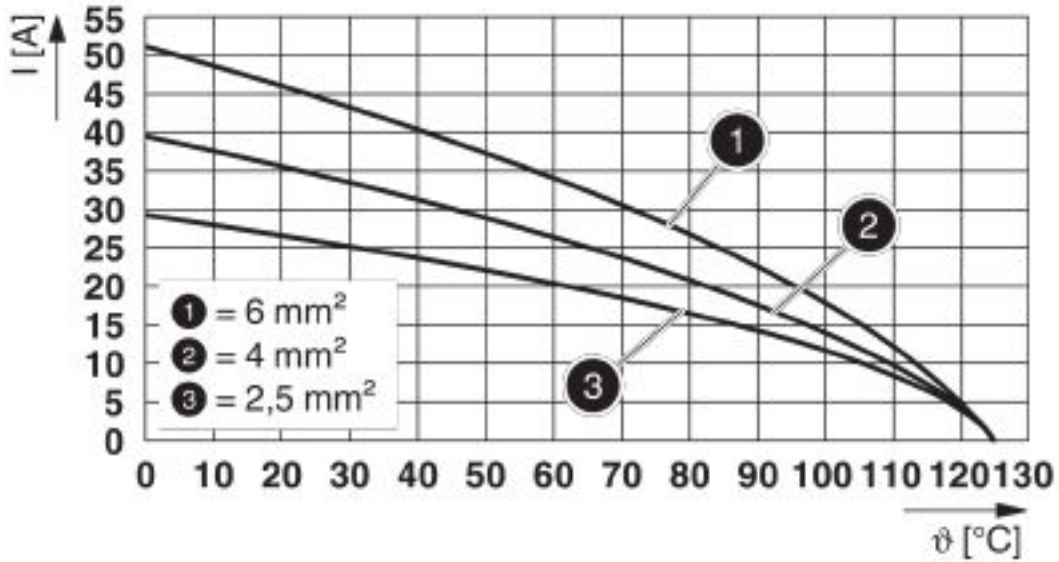
Schematic diagram



Connector pin assignment, connection side

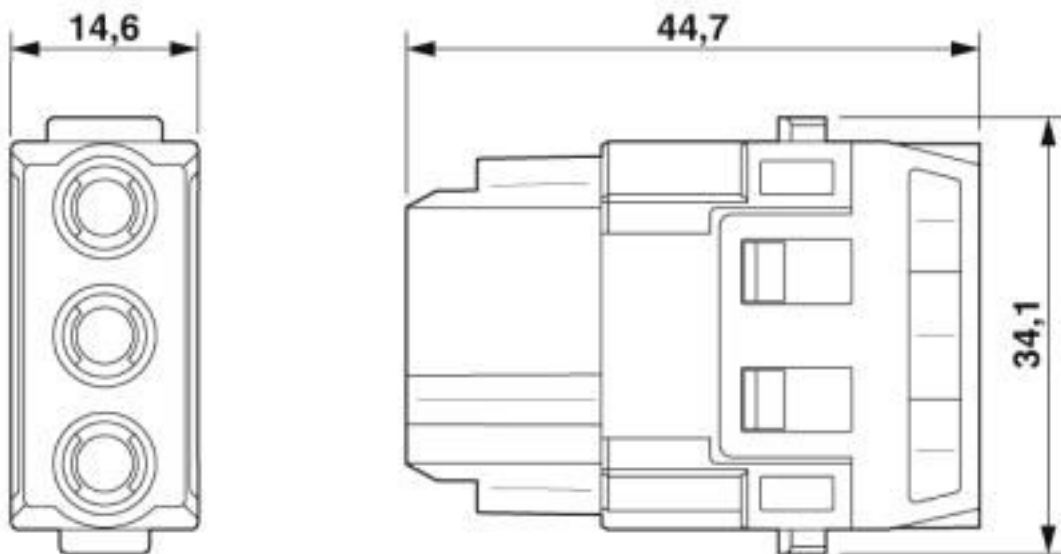
Contact insert module - HC-M-03-CT-F - 1414359

Diagram



Derating diagram

Dimensional drawing



Classifications

eCl@ss

eCl@ss 10.0.1	27440217
eCl@ss 5.1	27261200
eCl@ss 6.0	27261200
eCl@ss 7.0	27440205

Contact insert module - HC-M-03-CT-F - 1414359

Classifications

eCl@ss

eCl@ss 8.0	27440205
eCl@ss 9.0	27440217

ETIM

ETIM 5.0	EC000438
ETIM 6.0	EC000438
ETIM 7.0	EC000438

UNSPSC

UNSPSC 13.2	39121421
UNSPSC 18.0	39121421
UNSPSC 19.0	39121421
UNSPSC 20.0	39121421
UNSPSC 21.0	39121421

Approvals


Approvals


Approvals

CSA / UL Recognized / EAC / EAC

Ex Approvals

Approval details

CSA		http://www.csagroup.org/services-industries/product-listing/	13631
Nominal voltage UN		600 V	
Nominal current IN		33 A	
mm ² /AWG/kcmil		10	

UL Recognized		http://database.ul.com/cgi-bin/XYV/template/LISEXT/1FRAME/index.htm	E118976
Nominal voltage UN		600 V	
Nominal current IN		42 A	

Contact insert module - HC-M-03-CT-F - 1414359

Approvals

mm²/AWG/kcmil	10
---------------	----

EAC		RU C- DE.AI30.B.01102
-----	--	--------------------------

EAC		RU C- DE.BL08.B.00511
-----	--	--------------------------

Accessories

Accessories

Crimp contact

Crimp contact - CK4,0-ED-1,50BU AG - 1663271



Turned 4.0 crimp contact, individual female contact, core diameter 1.50 mm², silver-plated

Crimp contact - CK4,0-ED-2,50BU AG - 1663284



Turned 4.0 crimp contact, individual female contact, core diameter 2.50 mm², silver-plated

Crimp contact - CK4,0-ED-4,00BU AG - 1663297



Turned 4.0 crimp contact, individual female contact, core diameter 4.00 mm², silver-plated

Crimp contact - CK4,0-ED-6,00BU AG - 1663307



Turned 4.0 crimp contact, individual female contact, core diameter 6.00 mm², silver-plated

Contact insert module - HC-M-03-CT-F - 1414359

Accessories

Crimp contact - CK4,0-ED-10,00BU AG - 1586183



Turned 4.0 crimp contact, single socket contact, 10 mm² conductor cross section, silver-plated

Crimping tool

Crimping pliers - CRIMPFOX-TC 4 - 1212113



Crimping pliers, for CK 1,6-ED..., CK 2,5-ED..., CK 4,0-ED... turned contacts, 4 marked die stations, unlockable pressure lock, lateral entry, incl. positioning tool

Crimping pliers - CRIMPFOX-TC 10 - 1212114



Crimping pliers, for turned contacts with a pin diameter of 4.0 mm, two marked die stations, pressure lock can be released, lateral entry, incl. positioning help

Module carrier frame

Module carrier frame - HC-M-B06-MFH-B - 1182085



Module carrier frame, size: B6, type : for the panel mounting side (a, b, c, ...), 4 mm² ... 6 mm², application: Module carrier frame

Module carrier frame - HC-M-B10-MFH-B - 1182088



Module carrier frame, size: B10, type : for the panel mounting side (a, b, c, ...), 4 mm² ... 6 mm², application: Module carrier frame

Contact insert module - HC-M-03-CT-F - 1414359

Accessories

Module carrier frame - HC-M-B16-MFH-B - 1182090



Module carrier frame, size: B16, type : for the panel mounting side (a, b, c, ...), 4 mm² ... 6 mm², application: Module carrier frame

Module carrier frame - HC-M-B24-MFH-B - 1182094



Module carrier frame, size: B24, type : for the panel mounting side (a, b, c, ...), 4 mm² ... 6 mm², application: Module carrier frame

Module carrier frame - HC-M-B06-MFH-H - 1182087



Module carrier frame, size: B6, type : for the sleeve side (A, B, C, ...), 4 mm² ... 6 mm², application: Module carrier frame

Module carrier frame - HC-M-B10-MFH-H - 1182089



Module carrier frame, size: B10, type : for the sleeve side (A, B, C, ...), 4 mm² ... 6 mm², application: Module carrier frame

Module carrier frame - HC-M-B16-MFH-H - 1182093



Module carrier frame, size: B16, type : for the sleeve side (A, B, C, ...), 4 mm² ... 6 mm², application: Module carrier frame

Contact insert module - HC-M-03-CT-F - 1414359

Accessories

Module carrier frame - HC-M-B24-MFH-H - 1182095



Module carrier frame, size: B24, type : for the sleeve side (A, B, C, ...), 4 mm² ... 6 mm², application: Module carrier frame

Mounting material

Cable lug - HC-M-MHR-PE16 - 1636981



Cable lug for HEAVYCON-MODULAR; PE connection extension to 16 mm², for crimping with crimp pliers

Universal tools

Contact removal tool - UNIFOX RT-CK 4.0 - 1072064



Contact removal tool, for rotated CK-4,0-... contacts

Additional products

Contact insert module - HC-M-03-CT-M - 1414358



Contact insert module, number of positions: 3, power contacts: 3, control contacts: 0, Pin, Crimp connection, 500 V, 40 A, 1.5 mm² ... 6 mm², application: Power

X-ON Electronics

Largest Supplier of Electrical and Electronic Components

Click to view similar products for [Heavy Duty Power Connectors](#) category:

Click to view products by [Phoenix Contact](#) manufacturer:

Other Similar products are found below :

[647757-1](#) [6643411-1](#) [6646058-2](#) [6646137-1](#) [6646138-1](#) [6646479-1](#) [6646608-1](#) [6646786-1](#) [6646940-1](#) [6651091-1](#) [6651525-1](#) [6651529-1](#)
[6651788-1](#) [696475-1](#) [702-32-01109](#) [703-25-02205](#) [73000005059](#) [73000005642](#) [765-15-0080A](#) [765-16-0080B](#) [765-18-0080D](#) [829992-1](#)
[902-77-02113](#) [PS00/A0620/6300](#) [129-1J](#) [1409400](#) [AN0024023](#) [E6374G1](#) [e6389g2](#) [157-43GW8](#) [MS3117-14AC](#) [1643543-1](#) [1650540-1](#)
[1651811-2](#) [1766260-1](#) [1766282-1](#) [1766966-1](#) [1791340000](#) [NLDFT-3-BL-L-S120-M40A](#) [NLDFT-N-W-L-C240-M40B](#) [NLS-2-R-C240-](#)
[M40B](#) [NLS-N-W-C240-M40B](#) [NPS-3-BL-T6](#) [1986615-1](#) [2-1589900-8](#) [2199314-1](#) [KA8102](#) [9300480317](#) [SBS50BRN#6](#) [29131](#)