

Contact insert module - HC-M-25-CT-F - 1414375


Please be informed that the data shown in this PDF Document is generated from our Online Catalog. Please find the complete data in the user's documentation. Our General Terms of Use for Downloads are valid (<http://phoenixcontact.com/download>)



Contact insert module, number of positions: 25, power contacts: 0, control contacts: 25, Socket, Crimp connection, 30 V, 4 A, 0.08 mm² ... 0.5 mm², application: Signal



Key Commercial Data

Packing unit	5 pc
Minimum order quantity	5 pc
GTIN	 4 055626 025285
GTIN	4055626025285

Technical data

Dimensions

Height	30.65 mm
Width	34.2 mm
Length	14.6 mm

Electrical characteristics

Rated voltage (III/3)	30 V
Rated voltage (III/2)	60 V
Rated current	4 A
Rated surge voltage	0.8 kV
Connection profile	25

Ambient conditions

Ambient temperature (operation)	-40 °C ... 125 °C
---------------------------------	-------------------

Mechanical characteristics

Conductor cross section	0.08 mm ² ... 0.5 mm ²
Connection cross section AWG	28 ... 20
Stripping length of the individual wire	4.2 mm

Contact insert module - HC-M-25-CT-F - 1414375

Technical data

Mechanical characteristics

External cable diameter	2.2 mm
Contact diameter	1 mm
Insertion/withdrawal cycles	≥ 500
Minimum housing height	52 mm

General

Note	For HEAVYCON housing type B6 to B48, snap in frames necessary, crimp contacts VS-...CD-1,0... (Crimp contacts not included in scope of supply)
	Connectors may be operated only when there is no load/voltage.
	The use of guide pins (HC-CST) and sockets (HC-CBU) is recommended to prevent tip collision due to misalignment.
Series	HC-M-25
Color	light gray
Number of module slots	1
Connection method	Crimp connection
Contact type	turned
Flammability rating according to UL 94	V0
Degree of pollution	3
Overvoltage category	III
Assembly instructions	To ensure correct use, installation in housing with IP54 protection or better is required

Material data

Contact material	Copper alloy
Contact surface material	Au
Contact carrier material	PC

Standards and Regulations

Flammability rating according to UL 94	V0
--	----

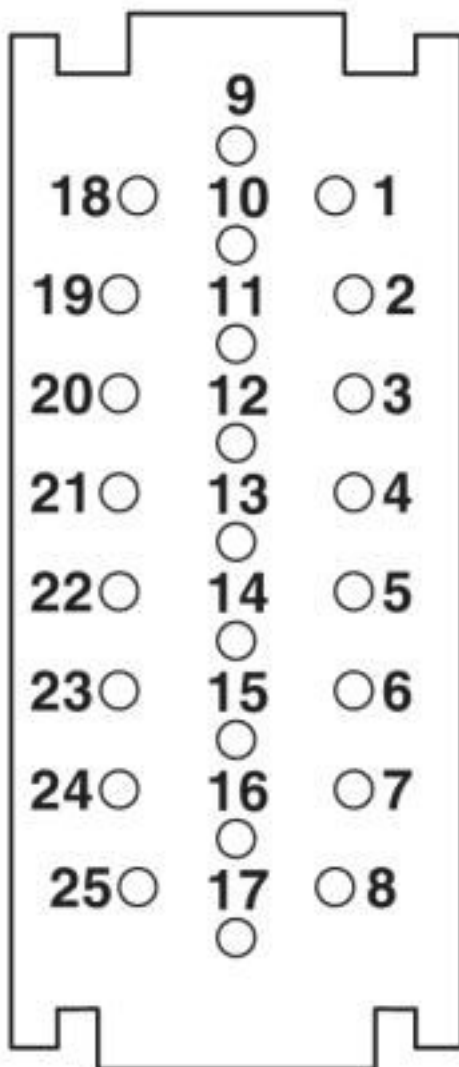
Environmental Product Compliance

China RoHS	Environmentally friendly use period: unlimited = EFUP-e
	No hazardous substances above threshold values

Drawings

Contact insert module - HC-M-25-CT-F - 1414375

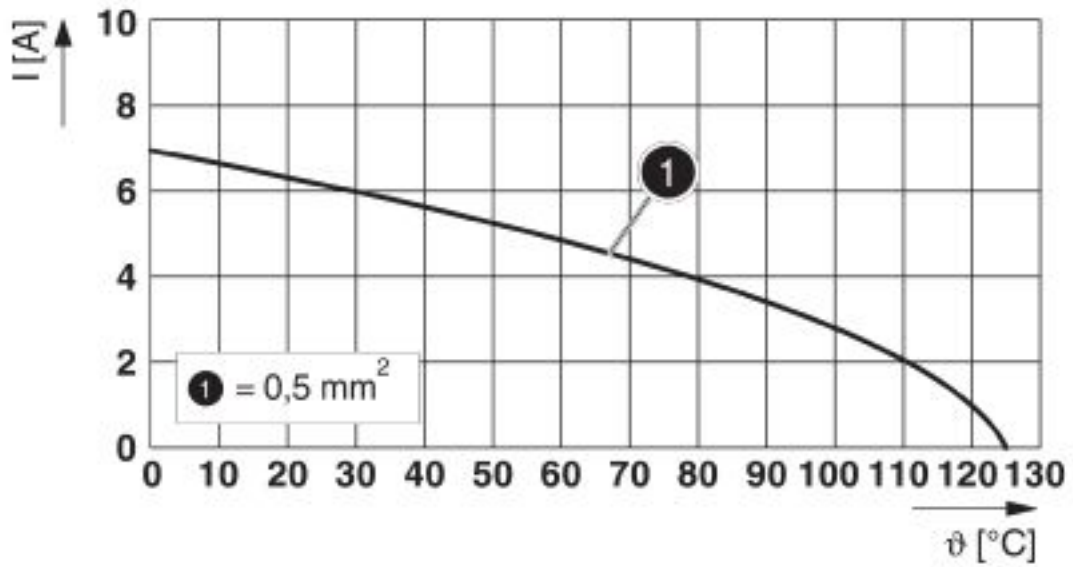
Schematic diagram



Connector pin assignment, connection side

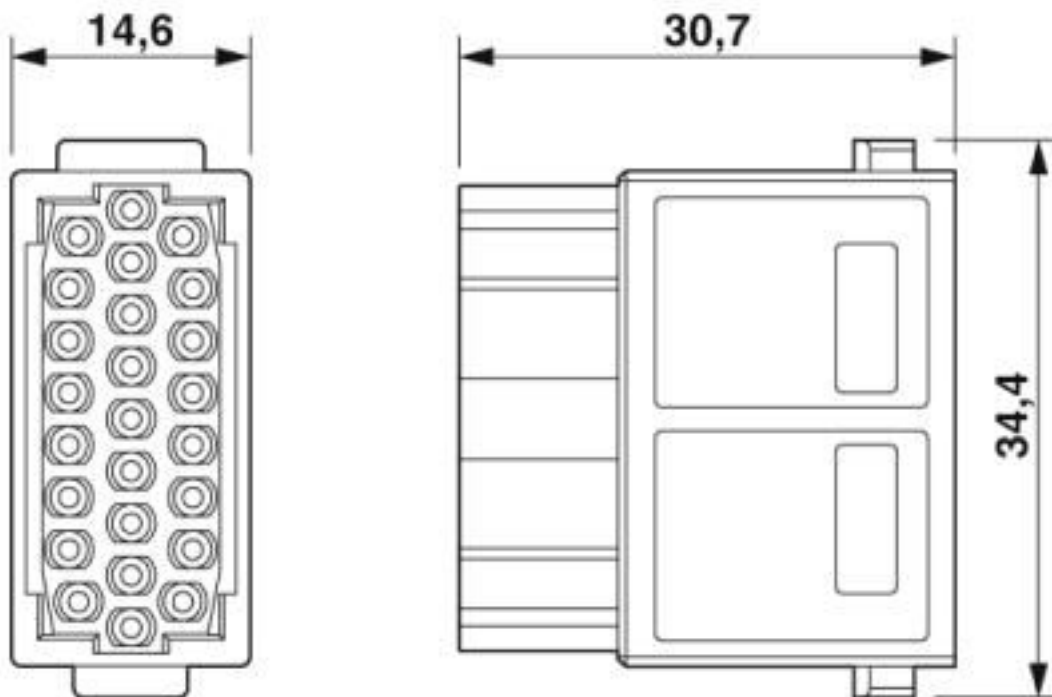
Contact insert module - HC-M-25-CT-F - 1414375

Diagram



Derating diagram

Dimensional drawing



Classifications

eCl@ss

eCl@ss 10.0.1	27440217
---------------	----------

Contact insert module - HC-M-25-CT-F - 1414375

Classifications

eCl@ss

eCl@ss 5.1	27261200
eCl@ss 6.0	27261200
eCl@ss 7.0	27440205
eCl@ss 8.0	27440205
eCl@ss 9.0	27440217

ETIM

ETIM 5.0	EC000438
ETIM 6.0	EC000438
ETIM 7.0	EC000438

UNSPSC

UNSPSC 13.2	39121421
UNSPSC 18.0	39121421
UNSPSC 19.0	39121421
UNSPSC 20.0	39121421
UNSPSC 21.0	39121421

Approvals


Approvals

Approvals

CSA / UL Recognized / EAC / EAC

Ex Approvals

Approval details

CSA		http://www.csagroup.org/services-industries/product-listing/	13631
Nominal voltage UN	30 V		
Nominal current IN	4 A		
mm ² /AWG/kcmil	20		

Contact insert module - HC-M-25-CT-F - 1414375

Approvals

UL Recognized		http://database.ul.com/cgi-bin/XYV/template/LISEXT/1FRAME/index.htm	E118976
Nominal voltage UN		50 V	
Nominal current IN		5 A	
mm ² /AWG/kcmil		20	

EAC		RU C-DE.AI30.B.01102
-----	--	----------------------

EAC		RU C-DE.BL08.B.00511
-----	--	----------------------

Accessories

Accessories

Coding element

Coding element - HC-CBU-MOD - 1636130



Coding socket for coding up to 16 connectors, for HC Modular

Coding element - HC-CST-MOD - 1636127



Coding peg for coding up to 16 connectors, for HC Modular

Crimp contact

D-SUB crimp contact - CUC-DSC-J1BAU-S/DSC28 - 1418787



D-SUB crimp contact, connection method: Crimp connection, connection cross section: AWG 28- 26

Contact insert module - HC-M-25-CT-F - 1414375

Accessories

D-SUB crimp contact - CUC-DSC-J1BAU-S/DSC24 - 1418788



D-SUB crimp contact, connection method: Crimp connection, connection cross section: AWG 24- 20

Crimping tool

Crimping pliers - CRIMPFOX-TC MP - 1212510



Crimping pliers, for turned contacts, universal cross section setting, up to a maximum of 2.5 mm², digital display with 0.01 mm increments, pressure lock can be unlocked, including positioning tool

Module carrier frame

Module carrier frame - HC-M-B06-MFH-B - 1182085



Module carrier frame, size: B6, type : for the panel mounting side (a, b, c, ...), 4 mm² ... 6 mm², application: Module carrier frame

Module carrier frame - HC-M-B10-MFH-B - 1182088



Module carrier frame, size: B10, type : for the panel mounting side (a, b, c, ...), 4 mm² ... 6 mm², application: Module carrier frame

Module carrier frame - HC-M-B16-MFH-B - 1182090



Module carrier frame, size: B16, type : for the panel mounting side (a, b, c, ...), 4 mm² ... 6 mm², application: Module carrier frame

Contact insert module - HC-M-25-CT-F - 1414375

Accessories

Module carrier frame - HC-M-B24-MFH-B - 1182094



Module carrier frame, size: B24, type : for the panel mounting side (a, b, c, ...), 4 mm² ... 6 mm², application: Module carrier frame

Module carrier frame - HC-M-B06-MFH-H - 1182087



Module carrier frame, size: B6, type : for the sleeve side (A, B, C, ...), 4 mm² ... 6 mm², application: Module carrier frame

Module carrier frame - HC-M-B10-MFH-H - 1182089



Module carrier frame, size: B10, type : for the sleeve side (A, B, C, ...), 4 mm² ... 6 mm², application: Module carrier frame

Module carrier frame - HC-M-B16-MFH-H - 1182093



Module carrier frame, size: B16, type : for the sleeve side (A, B, C, ...), 4 mm² ... 6 mm², application: Module carrier frame

Module carrier frame - HC-M-B24-MFH-H - 1182095



Module carrier frame, size: B24, type : for the sleeve side (A, B, C, ...), 4 mm² ... 6 mm², application: Module carrier frame

Contact insert module - HC-M-25-CT-F - 1414375

Accessories

Tool - VS-IET-DSUB-SIGNAL-STD - 1658794



Insertion/extraction tool, to insert and extract the D-SUB standard signal contacts

Additional products

Contact insert module - HC-M-25-CT-M - 1414374



Contact insert module, number of positions: 25, power contacts: 0, control contacts: 25, Pin, Crimp connection, 30 V, 4 A, 0.08 mm² ... 0.5 mm², application: Signal

Phoenix Contact 2020 © - all rights reserved
<http://www.phoenixcontact.com>

PHOENIX CONTACT GmbH & Co. KG
Flachsmarktstr. 8
32825 Blomberg
Germany
Tel. +49 5235 300
Fax +49 5235 3 41200
<http://www.phoenixcontact.com>

X-ON Electronics

Largest Supplier of Electrical and Electronic Components

Click to view similar products for [Heavy Duty Power Connectors](#) category:

Click to view products by [Phoenix Contact](#) manufacturer:

Other Similar products are found below :

[647757-1](#) [6643411-1](#) [6646058-2](#) [6646137-1](#) [6646138-1](#) [6646479-1](#) [6646608-1](#) [6646786-1](#) [6646940-1](#) [6651091-1](#) [6651525-1](#) [6651529-1](#)
[6651788-1](#) [696475-1](#) [702-32-01109](#) [703-25-02205](#) [73000005059](#) [73000005642](#) [765-15-0080A](#) [765-16-0080B](#) [765-18-0080D](#) [829992-1](#)
[902-77-02113](#) [PS00/A0620/6300](#) [129-1J](#) [1409400](#) [AN0024023](#) [E6374G1](#) [e6389g2](#) [157-43GW8](#) [MS3117-14AC](#) [1643543-1](#) [1650540-1](#)
[1651811-2](#) [1766260-1](#) [1766282-1](#) [1766966-1](#) [1791340000](#) [NLDFT-3-BL-L-S120-M40A](#) [NLDFT-N-W-L-C240-M40B](#) [NLS-2-R-C240-](#)
[M40B](#) [NLS-N-W-C240-M40B](#) [NPS-3-BL-T6](#) [1986615-1](#) [2-1589900-8](#) [2199314-1](#) [KA8102](#) [9300480317](#) [SBS50BRN#6](#) [29131](#)