

Contact insert module - HC-M-08-GBIT-CT-M - 1417302


Please be informed that the data shown in this PDF Document is generated from our Online Catalog. Please find the complete data in the user's documentation. Our General Terms of Use for Downloads are valid (<http://phoenixcontact.com/download>)



Contact insert module, number of positions: 8, Pin, Crimp connection, 50 V, 5 A, 0.08 mm² ... 0.5 mm², external cable diameter: 5 mm ... 7 mm, application: Data, without crimp contacts



Key Commercial Data

Packing unit	1 pc
GTIN	 4 055626 112459
GTIN	4055626112459

Technical data

Dimensions

Height	41.4 mm
Width	26.35 mm
Length	13.9 mm

Electrical characteristics

Rated voltage (III/3)	50 V
Rated current	5 A
Rated surge voltage	0.8 kV
Connection profile	8
Transmission characteristics (category)	CAT6 _A

Ambient conditions

Ambient temperature (operation)	-40 °C ... 85 °C (including heating up of contacts)
---------------------------------	---

Mechanical characteristics

Conductor cross section	0.08 mm ² ... 0.5 mm ²
Connection cross section AWG	28 ... 20
Stripping length of the individual wire	4.2 mm
External cable diameter	5 mm ... 7 mm

Contact insert module - HC-M-08-GBIT-CT-M - 1417302

Technical data

Mechanical characteristics

Contact diameter	1 mm
Insertion/withdrawal cycles	≥ 500

General

Note	Connectors may be operated only when there is no load/voltage.
Series	HC-M-08-GBIT
Color	light gray
Number of module slots	1
Connection method	Crimp connection
Contact type	turned
Flammability rating according to UL 94	V0
Degree of pollution	3
Overvoltage category	III
Assembly instructions	To ensure correct use, installation in housing with IP54 protection or better is required
	To guarantee CAT5, the VS-94-F/... cable (Order No. 1416457) must be used. Strain relief clamp (Order No. 1587742).
	In order to guarantee CAT6A, the VS-94-F/... cable (order number 1416457) should be used. Strain relief clamp, Order No. 1587742

Material data

Contact material	Copper alloy
Contact surface material	Au
Contact carrier material	PC
Phase conductor material	Zinc alloy
Phase conductor material surface	Nickel

Standards and Regulations

Flammability rating according to UL 94	V0
--	----

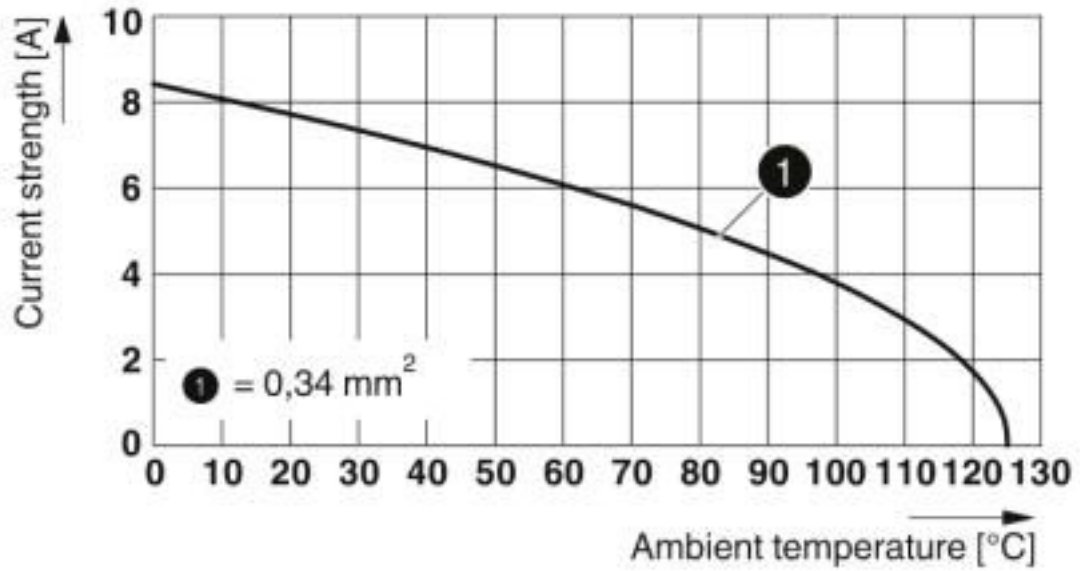
Environmental Product Compliance

China RoHS	Environmentally friendly use period: unlimited = EFUP-e
	No hazardous substances above threshold values

Drawings

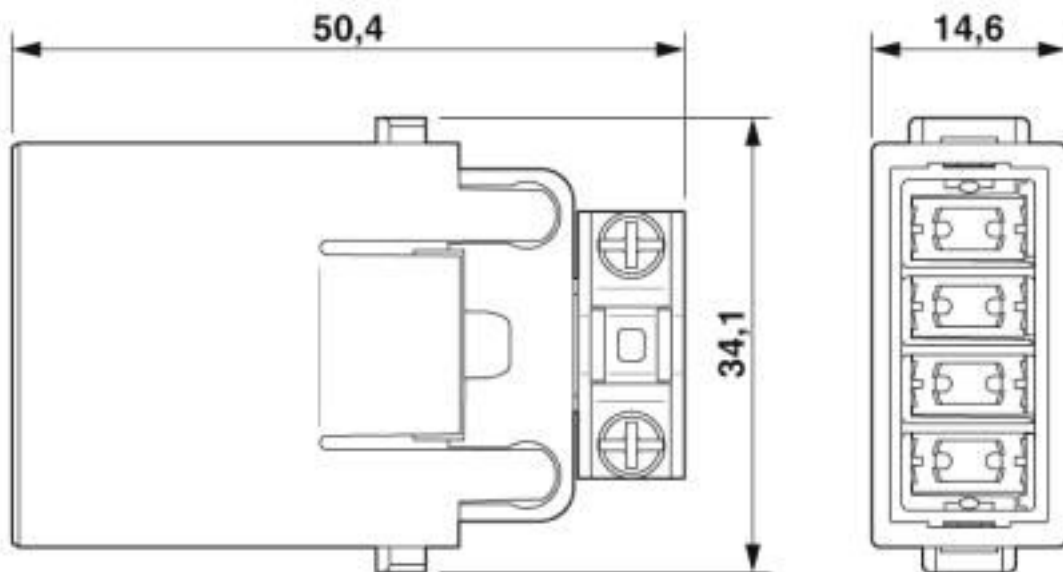
Contact insert module - HC-M-08-GBIT-CT-M - 1417302

Diagram



Derating diagram

Dimensional drawing



Male insert

Classifications

eCl@ss

eCl@ss 10.0.1	27440218
eCl@ss 5.1	27261200

Contact insert module - HC-M-08-GBIT-CT-M - 1417302

Classifications

eCl@ss

eCl@ss 6.0	27261200
eCl@ss 7.0	27440205
eCl@ss 8.0	27440205
eCl@ss 9.0	27440218

ETIM

ETIM 5.0	EC000438
ETIM 6.0	EC000438
ETIM 7.0	EC000438

UNSPSC

UNSPSC 13.2	39121421
UNSPSC 18.0	39121421
UNSPSC 19.0	39121421
UNSPSC 20.0	39121421
UNSPSC 21.0	39121421

Approvals


Approvals

Approvals

CSA / UL Recognized / EAC / EAC

Ex Approvals

Approval details

CSA		http://www.csagroup.org/services-industries/product-listing/	13631
Nominal voltage UN	50 V		
Nominal current IN	5 A		
mm ² /AWG/kcmil	22		

Contact insert module - HC-M-08-GBIT-CT-M - 1417302

Approvals

UL Recognized		http://database.ul.com/cgi-bin/XYV/template/LISEXT/1FRAME/index.htm	E118976
Nominal voltage UN		50 V	
Nominal current IN		5 A	
mm²/AWG/kcmil		22	

EAC		RU C- DE.AI30.B.01102
-----	--	--------------------------

EAC		RU C- DE.BL08.B.00511
-----	--	--------------------------

Accessories

Accessories

Crimp contact

D-SUB crimp contact - CUC-DSC-C1BAU-S/DSC28 - 1418784



D-SUB crimp contact, connection method: Crimp connection, connection cross section: AWG 28- 26

D-SUB crimp contact - CUC-DSC-C1BAU-S/DSC24 - 1418786



D-SUB crimp contact, connection method: Crimp connection, connection cross section: AWG 24- 20

Crimping tool

Crimping pliers - CRIMPFOX-TC MP - 1212510



Crimping pliers, for turned contacts, universal cross section setting, up to a maximum of 2.5 mm², digital display with 0.01 mm increments, pressure lock can be unlocked, including positioning tool

Contact insert module - HC-M-08-GBIT-CT-M - 1417302

Accessories

Module carrier frame

Module carrier frame - HC-M-B06-MFH-B - 1182085



Module carrier frame, size: B6, type : for the panel mounting side (a, b, c, ...), 4 mm² ... 6 mm², application: Module carrier frame

Module carrier frame - HC-M-B10-MFH-B - 1182088



Module carrier frame, size: B10, type : for the panel mounting side (a, b, c, ...), 4 mm² ... 6 mm², application: Module carrier frame

Module carrier frame - HC-M-B16-MFH-B - 1182090



Module carrier frame, size: B16, type : for the panel mounting side (a, b, c, ...), 4 mm² ... 6 mm², application: Module carrier frame

Module carrier frame - HC-M-B24-MFH-B - 1182094



Module carrier frame, size: B24, type : for the panel mounting side (a, b, c, ...), 4 mm² ... 6 mm², application: Module carrier frame

Module carrier frame - HC-M-B06-MFH-H - 1182087



Module carrier frame, size: B6, type : for the sleeve side (A, B, C, ...), 4 mm² ... 6 mm², application: Module carrier frame

Contact insert module - HC-M-08-GBIT-CT-M - 1417302

Accessories

Module carrier frame - HC-M-B10-MFH-H - 1182089



Module carrier frame, size: B10, type : for the sleeve side (A, B, C, ...), 4 mm² ... 6 mm², application: Module carrier frame

Module carrier frame - HC-M-B16-MFH-H - 1182093



Module carrier frame, size: B16, type : for the sleeve side (A, B, C, ...), 4 mm² ... 6 mm², application: Module carrier frame

Module carrier frame - HC-M-B24-MFH-H - 1182095



Module carrier frame, size: B24, type : for the sleeve side (A, B, C, ...), 4 mm² ... 6 mm², application: Module carrier frame

Tool - VS-IET-DSUB-SIGNAL-STD - 1658794



Insertion/extraction tool, to insert and extract the D-SUB standard signal contacts

Additional products

Contact insert module - HC-M-08-GBIT-CT-F - 1417303



Contact insert module, number of positions: 8, Socket, Crimp connection, 50 V, 5 A, 0.08 mm² ... 0.5 mm², external cable diameter: 5 mm ... 10 mm, application: Data, without crimp contacts

Phoenix Contact 2020 © - all rights reserved
<http://www.phoenixcontact.com>

PHOENIX CONTACT GmbH & Co. KG
Flachmarktstr. 8
32825 Blomberg
Germany
Tel. +49 5235 300
Fax +49 5235 3 41200
<http://www.phoenixcontact.com>

X-ON Electronics

Largest Supplier of Electrical and Electronic Components

Click to view similar products for [Heavy Duty Power Connectors](#) category:

Click to view products by [Phoenix Contact](#) manufacturer:

Other Similar products are found below :

[647757-1](#) [6643411-1](#) [6646058-2](#) [6646137-1](#) [6646138-1](#) [6646479-1](#) [6646608-1](#) [6646786-1](#) [6646940-1](#) [6651091-1](#) [6651525-1](#) [6651529-1](#)
[6651788-1](#) [696475-1](#) [702-32-01109](#) [703-25-02205](#) [73000005059](#) [73000005642](#) [765-15-0080A](#) [765-16-0080B](#) [765-18-0080D](#) [829992-1](#)
[902-77-02113](#) [PS00/A0620/6300](#) [129-1J](#) [1409400](#) [AN0024023](#) [E6374G1](#) [e6389g2](#) [157-43GW8](#) [MS3117-14AC](#) [1643543-1](#) [1650540-1](#)
[1651811-2](#) [1766260-1](#) [1766282-1](#) [1766966-1](#) [1791340000](#) [NLDFT-3-BL-L-S120-M40A](#) [NLDFT-N-W-L-C240-M40B](#) [NLS-2-R-C240-](#)
[M40B](#) [NLS-N-W-C240-M40B](#) [NPS-3-BL-T6](#) [1986615-1](#) [2-1589900-8](#) [2199314-1](#) [KA8102](#) [9300480317](#) [SBS50BRN#6](#) [29131](#)