

# Contact insert module - HC-M-04-KT-M - 1417371

Please be informed that the data shown in this PDF Document is generated from our Online Catalog. Please find the complete data in the user's documentation. Our General Terms of Use for Downloads are valid (<http://phoenixcontact.com/download>)




Contact insert module, number of positions: 4xKOAX, power contacts: 0, control contacts: 4, Pin, Soldering and crimp connection, 50 V, 2 A, 0.14 mm<sup>2</sup> ... 2.5 mm<sup>2</sup>, application: Signal



COMPLIANT

## Key Commercial Data

Packing unit	5 pc
Minimum order quantity	5 pc
GTIN	 4 055626 112534
GTIN	4055626112534

## Technical data

### Dimensions

Height	31.5 mm
Width	34.2 mm
Length	14.6 mm

### Electrical characteristics

Rated voltage (III/3)	50 V
Rated current	1.5 A
Rated surge voltage	0.8 kV
Contact resistance, phase conductor	≤ 3 mΩ
Contact resistance, inner conductor	≤ 10 mΩ
Insulation resistance	≥ 10 GΩ
Connection profile	4xKOAX

### Ambient conditions

Ambient temperature (operation)	-40 °C ... 125 °C
---------------------------------	-------------------

### Mechanical characteristics

Conductor cross section	0.14 mm <sup>2</sup> ... 2.5 mm <sup>2</sup>
-------------------------	--

# Contact insert module - HC-M-04-KT-M - 1417371

## Technical data

### Mechanical characteristics

Connection cross section AWG	26 ... 14
Stripping length of the individual wire	2.5 mm ±0.5 mm
Contact diameter	4.8 mm
Insertion/withdrawal cycles	≥ 500

### General

Note	For HEAVYCON housings type B6 to B48, HC-M-B...MF-... module carrier frame required, crimp contacts HC-M-04-KOAX... (crimp contacts not included in the scope of delivery)
	Connectors may be operated only when there is no load/voltage.
	It is imperative that guide pins (HC-CST) and sockets (HC-CBU) are used to prevent tip collision due to misalignment.
Series	HC-M-04-KOAX
Color	light gray
Number of module slots	1
Connection method	Soldering and crimp connection
Contact type	turned
Flammability rating according to UL 94	V0
Degree of pollution	3
Overvoltage category	III
Assembly instructions	To ensure correct use, installation in housing with IP54 protection or better is required
Connection	For HC-M-04-BU-KOAX... contacts

### Material data

Contact material	Copper alloy
Contact surface material	AU
Contact carrier material	PC

### Standards and Regulations

Flammability rating according to UL 94	V0
--	----

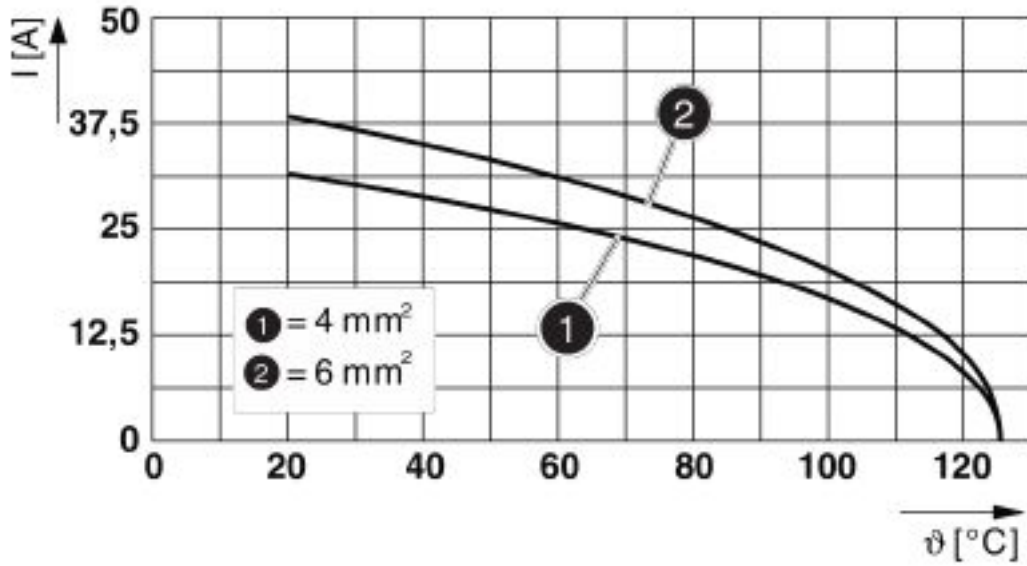
### Environmental Product Compliance

China RoHS	Environmentally friendly use period: unlimited = EFUP-e
	No hazardous substances above threshold values

## Drawings

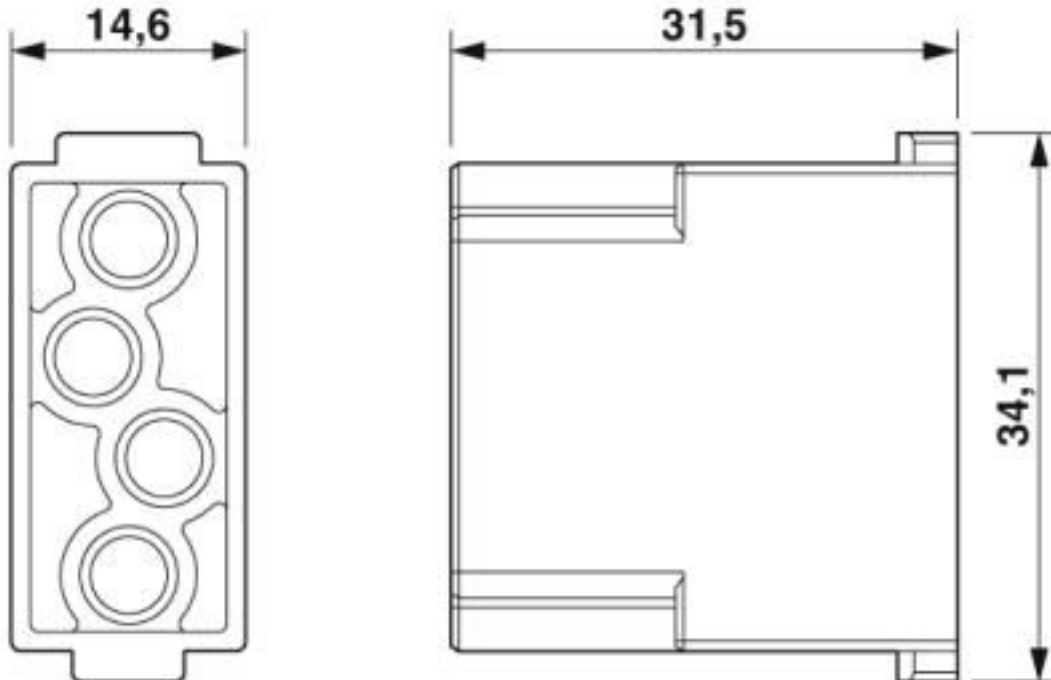
# Contact insert module - HC-M-04-KT-M - 1417371

Diagram



Derating diagram

Dimensional drawing



Male insert

# Contact insert module - HC-M-04-KT-M - 1417371

## Classifications

### eCl@ss

eCl@ss 10.0.1	27440217
eCl@ss 5.1	27261200
eCl@ss 6.0	27261200
eCl@ss 7.0	27440205
eCl@ss 8.0	27440205
eCl@ss 9.0	27440217

### ETIM

ETIM 5.0	EC000438
ETIM 6.0	EC000438
ETIM 7.0	EC000438

### UNSPSC

UNSPSC 13.2	39121421
UNSPSC 18.0	39121421
UNSPSC 19.0	39121421
UNSPSC 20.0	39121421
UNSPSC 21.0	39121421

## Approvals

### Approvals

#### Approvals

CSA / UL Recognized / EAC / EAC

#### Ex Approvals

### Approval details

CSA		<a href="http://www.csagroup.org/services-industries/product-listing/">http://www.csagroup.org/services-industries/product-listing/</a>	13631
-----	--	---	-------

UL Recognized		<a href="http://database.ul.com/cgi-bin/XYV/template/LISEXT/1FRAME/index.htm">http://database.ul.com/cgi-bin/XYV/template/LISEXT/1FRAME/index.htm</a>	E118976
---------------	--	---	---------

## Contact insert module - HC-M-04-KT-M - 1417371

### Approvals

EAC		RU C- DE.AI30.B.01102
-----	--	--------------------------

EAC		RU C- DE.BL08.B.00511
-----	--	--------------------------

### Accessories

#### Accessories

##### Coaxial contact

Coaxial contact - HC-M-04-BU-KOAX-50 - 1676802



Coaxial contact, contact diameter: 4.8 mm, turned, Socket, contact material: Copper alloy, contact surface: gold-plated, connection cross section: 0.14 mm<sup>2</sup> ... 2.5 mm<sup>2</sup> AWG 26 ... 14, Wave impedance: 50 Ω

Coaxial contact - HC-M-04-BU-KOAX-75 - 1686258



Coaxial contact, contact diameter: 4.8 mm, turned, Socket, contact material: Copper alloy, contact surface: gold-plated, connection cross section: 0.14 mm<sup>2</sup> ... 2.5 mm<sup>2</sup> AWG 26 ... 14, Wave impedance: 75 Ω

##### Crimping tool

Crimping pliers - CRIMPFOX-CX 4,52 - 1212094



Crimping pliers, for coaxial connectors, 3.25 mm, 4.52 mm, 1.69 mm, HEX crimp

##### Module carrier frame

## Contact insert module - HC-M-04-KT-M - 1417371

### Accessories

#### Module carrier frame - HC-M-B06-MFH-B - 1182085



Module carrier frame, size: B6, type : for the panel mounting side (a, b, c, ...), 4 mm<sup>2</sup> ... 6 mm<sup>2</sup>, application: Module carrier frame

---

#### Module carrier frame - HC-M-B10-MFH-B - 1182088



Module carrier frame, size: B10, type : for the panel mounting side (a, b, c, ...), 4 mm<sup>2</sup> ... 6 mm<sup>2</sup>, application: Module carrier frame

---

#### Module carrier frame - HC-M-B16-MFH-B - 1182090



Module carrier frame, size: B16, type : for the panel mounting side (a, b, c, ...), 4 mm<sup>2</sup> ... 6 mm<sup>2</sup>, application: Module carrier frame

---

#### Module carrier frame - HC-M-B24-MFH-B - 1182094



Module carrier frame, size: B24, type : for the panel mounting side (a, b, c, ...), 4 mm<sup>2</sup> ... 6 mm<sup>2</sup>, application: Module carrier frame

---

#### Module carrier frame - HC-M-B06-MFH-H - 1182087



Module carrier frame, size: B6, type : for the sleeve side (A, B, C, ...), 4 mm<sup>2</sup> ... 6 mm<sup>2</sup>, application: Module carrier frame

---

## Contact insert module - HC-M-04-KT-M - 1417371

### Accessories

Module carrier frame - HC-M-B10-MFH-H - 1182089



Module carrier frame, size: B10, type : for the sleeve side (A, B, C, ...), 4 mm<sup>2</sup> ... 6 mm<sup>2</sup>, application: Module carrier frame

---

Module carrier frame - HC-M-B16-MFH-H - 1182093



Module carrier frame, size: B16, type : for the sleeve side (A, B, C, ...), 4 mm<sup>2</sup> ... 6 mm<sup>2</sup>, application: Module carrier frame

---

Module carrier frame - HC-M-B24-MFH-H - 1182095



Module carrier frame, size: B24, type : for the sleeve side (A, B, C, ...), 4 mm<sup>2</sup> ... 6 mm<sup>2</sup>, application: Module carrier frame

---

### Additional products

Contact insert module - HC-M-04-KT-F - 1417370



Contact insert module, number of positions: 4xKOAX, power contacts: 0, control contacts: 4, Socket, Soldering and crimp connection, 50 V, 2 A, 0.14 mm<sup>2</sup> ... 2.5 mm<sup>2</sup>, application: Signal

---

---

Phoenix Contact 2020 © - all rights reserved  
<http://www.phoenixcontact.com>

PHOENIX CONTACT GmbH & Co. KG  
Flachsmarktstr. 8  
32825 Blomberg  
Germany  
Tel. +49 5235 300  
Fax +49 5235 3 41200  
<http://www.phoenixcontact.com>

## X-ON Electronics

Largest Supplier of Electrical and Electronic Components

*Click to view similar products for [Heavy Duty Power Connectors](#) category:*

*Click to view products by [Phoenix Contact](#) manufacturer:*

Other Similar products are found below :

[647757-1](#) [6643411-1](#) [6646058-2](#) [6646137-1](#) [6646138-1](#) [6646479-1](#) [6646608-1](#) [6646786-1](#) [6646940-1](#) [6651091-1](#) [6651525-1](#) [6651529-1](#)  
[6651788-1](#) [696475-1](#) [702-32-01109](#) [703-25-02205](#) [73000005059](#) [73000005642](#) [73080255059](#) [73080965046](#) [765-15-0080A](#) [765-16-0080B](#)  
[765-18-0080D](#) [829992-1](#) [902-77-02113](#) [PS00/A0620/6300](#) [PS25/A0420/63](#) [129-1J](#) [1409400](#) [AN0024023](#) [E6374G1](#) [e6389g2](#) [157-43GW8](#)  
[MS3117-14AC](#) [1643543-1](#) [1650540-1](#) [1651811-2](#) [1766260-1](#) [1766282-1](#) [1766966-1](#) [1791340000](#) [NLDFT-3-BL-L-S120-M40A](#) [NLDFT-N-](#)  
[W-L-C240-M40B](#) [NLS-2-R-C240-M40B](#) [NLS-N-W-C240-M40B](#) [NPS-3-BL-T6](#) [1986615-1](#) [2-1589900-8](#) [2199314-1](#) [KA8102](#)