

Contact insert module - HC-M-05-PT-M - 1417372

Please be informed that the data shown in this PDF Document is generated from our Online Catalog. Please find the complete data in the user's documentation. Our General Terms of Use for Downloads are valid (<http://phoenixcontact.com/download>)




Contact insert module, number of positions: 5, power contacts: 5, control contacts: 0, Pin, Push-in connection, 400 V, 16 A, 0.14 mm² ... 2.5 mm², application: Power



COMPLIANT

Key Commercial Data

Packing unit	5 pc
Minimum order quantity	5 pc
GTIN	 4 055626 112541
GTIN	4055626112541

Technical data

Dimensions

Height	35.5 mm
Width	34.2 mm
Length	14.6 mm

Electrical characteristics

Rated voltage (III/3)	400 V
Rated current	16 A
Rated surge voltage	6 kV
Connection profile	5

Ambient conditions

Ambient temperature (operation)	-40 °C ... 125 °C
---------------------------------	-------------------

Mechanical characteristics

Conductor cross section	0.14 mm ² ... 2.5 mm ²
Connection cross section AWG	26 ... 14
Stripping length of the individual wire	8 mm ±1 mm
Contact diameter	2.5 mm

Contact insert module - HC-M-05-PT-M - 1417372

Technical data

Mechanical characteristics

Insertion/withdrawal cycles	≥ 500
Minimum housing height	52 mm

General

Note	only use flexible conductors with ferrules
	Connectors may be operated only when there is no load/voltage.
	For HEAVYCON housing type B6 to B48, HC-M-B...MF... module carrier frame required
Series	HC-M-05
Color	light gray
Number of module slots	1
Connection method	Push-in connection
Contact type	rolled
Flammability rating according to UL 94	V0
Degree of pollution	3
Overvoltage category	III
Assembly instructions	To ensure correct use, installation in housing with IP54 protection or better is required

Material data

Contact material	Copper alloy
Contact surface material	Ag
Contact carrier material	PC

Standards and Regulations

Flammability rating according to UL 94	V0
--	----


Environmental Product Compliance

China RoHS	Environmentally friendly use period: unlimited = EFUP-e
	No hazardous substances above threshold values

Drawings

Contact insert module - HC-M-05-PT-M - 1417372

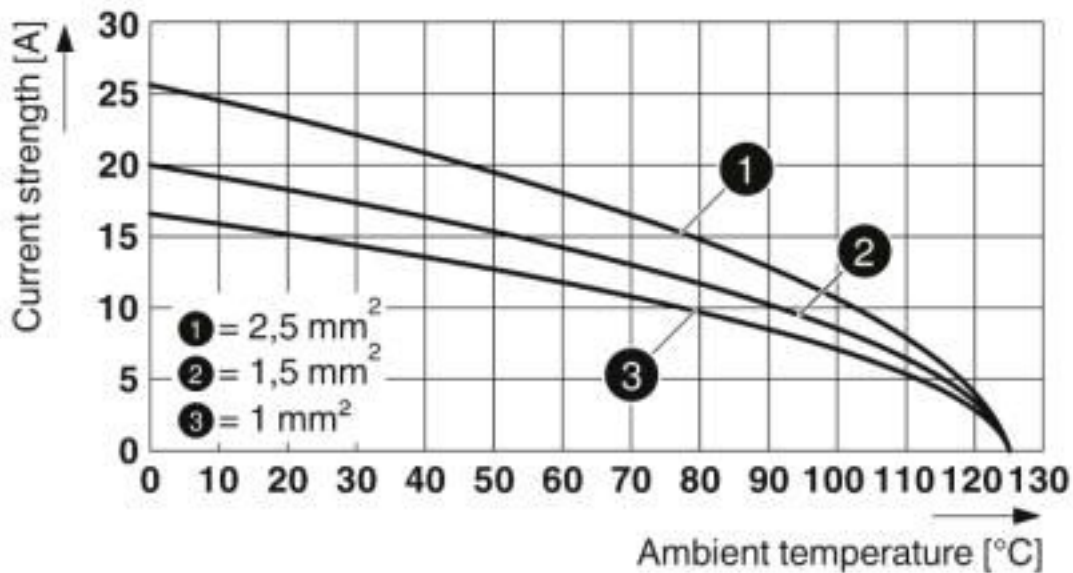
Schematic diagram



Connector pin assignment, connection side

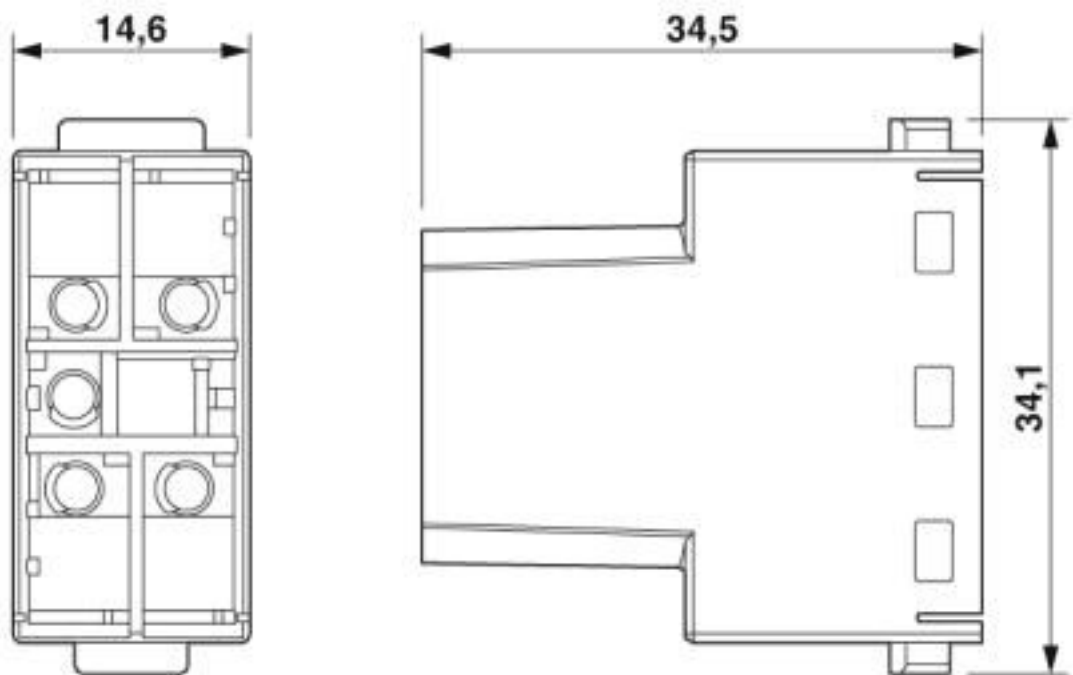
Contact insert module - HC-M-05-PT-M - 1417372

Diagram



Derating diagram

Dimensional drawing



Classifications

eCl@ss

eCl@ss 10.0.1	27440217
---------------	----------

Contact insert module - HC-M-05-PT-M - 1417372

Classifications

eCl@ss

eCl@ss 5.1	27261200
eCl@ss 6.0	27261200
eCl@ss 7.0	27440205
eCl@ss 8.0	27440205
eCl@ss 9.0	27440217

ETIM

ETIM 5.0	EC000438
ETIM 6.0	EC000438
ETIM 7.0	EC000438

UNSPSC

UNSPSC 13.2	39121421
UNSPSC 18.0	39121421
UNSPSC 19.0	39121421
UNSPSC 20.0	39121421
UNSPSC 21.0	39121421

Approvals


Approvals

Approvals

CSA / UL Recognized / EAC / EAC

Ex Approvals

Approval details

CSA		http://www.csagroup.org/services-industries/product-listing/	13631
Nominal voltage UN	600 V		
Nominal current IN	15 A		
mm ² /AWG/kcmil	14		

Contact insert module - HC-M-05-PT-M - 1417372

Approvals

UL Recognized		http://database.ul.com/cgi-bin/XYV/template/LISEXT/1FRAME/index.htm	E118976
Nominal voltage UN		600 V	
Nominal current IN		19 A	
mm ² /AWG/kcmil		14	

EAC		RU C- DE.AI30.B.01102
-----	--	--------------------------

EAC		RU C- DE.BL08.B.00511
-----	--	--------------------------

Accessories

Accessories

Crimping tool

Crimping pliers - CRIMPFOX 6 - 1212034



Crimping pliers, for ferrules without insulating collar according to DIN 46228 Part 1 and ferrules with insulating collar according to DIN 46228 Part 4, 0.25 mm² ... 6.0 mm², lateral entry, trapezoidal crimp

Module carrier frame

Module carrier frame - HC-M-B06-MFH-B - 1182085



Module carrier frame, size: B6, type : for the panel mounting side (a, b, c, ...), 4 mm² ... 6 mm², application: Module carrier frame

Module carrier frame - HC-M-B10-MFH-B - 1182088



Module carrier frame, size: B10, type : for the panel mounting side (a, b, c, ...), 4 mm² ... 6 mm², application: Module carrier frame

Contact insert module - HC-M-05-PT-M - 1417372

Accessories

Module carrier frame - HC-M-B16-MFH-B - 1182090



Module carrier frame, size: B16, type : for the panel mounting side (a, b, c, ...), 4 mm² ... 6 mm², application: Module carrier frame

Module carrier frame - HC-M-B24-MFH-B - 1182094



Module carrier frame, size: B24, type : for the panel mounting side (a, b, c, ...), 4 mm² ... 6 mm², application: Module carrier frame

Module carrier frame - HC-M-B06-MFH-H - 1182087



Module carrier frame, size: B6, type : for the sleeve side (A, B, C, ...), 4 mm² ... 6 mm², application: Module carrier frame

Module carrier frame - HC-M-B10-MFH-H - 1182089



Module carrier frame, size: B10, type : for the sleeve side (A, B, C, ...), 4 mm² ... 6 mm², application: Module carrier frame

Module carrier frame - HC-M-B16-MFH-H - 1182093



Module carrier frame, size: B16, type : for the sleeve side (A, B, C, ...), 4 mm² ... 6 mm², application: Module carrier frame

Contact insert module - HC-M-05-PT-M - 1417372

Accessories

Module carrier frame - HC-M-B24-MFH-H - 1182095



Module carrier frame, size: B24, type : for the sleeve side (A, B, C, ...), 4 mm² ... 6 mm², application: Module carrier frame

Additional products

Contact insert module - HC-M-05-PT-F - 1417373



Contact insert module, number of positions: 5, power contacts: 5, control contacts: 0, Socket, Push-in connection, 400 V, 16 A, 0.14 mm² ... 2.5 mm², application: Power

Phoenix Contact 2020 © - all rights reserved
<http://www.phoenixcontact.com>

PHOENIX CONTACT GmbH & Co. KG
Flachsmarktstr. 8
32825 Blomberg
Germany
Tel. +49 5235 300
Fax +49 5235 3 41200
<http://www.phoenixcontact.com>

X-ON Electronics

Largest Supplier of Electrical and Electronic Components

Click to view similar products for [Heavy Duty Power Connectors](#) category:

Click to view products by [Phoenix Contact](#) manufacturer:

Other Similar products are found below :

[647757-1](#) [6643411-1](#) [6646058-2](#) [6646137-1](#) [6646138-1](#) [6646479-1](#) [6646608-1](#) [6646786-1](#) [6646940-1](#) [6651091-1](#) [6651525-1](#) [6651529-1](#)
[6651788-1](#) [696475-1](#) [702-32-01109](#) [703-25-02205](#) [73000005059](#) [73000005642](#) [765-15-0080A](#) [765-16-0080B](#) [765-18-0080D](#) [829992-1](#)
[902-77-02113](#) [PS00/A0620/6300](#) [129-1J](#) [1409400](#) [AN0024023](#) [E6374G1](#) [e6389g2](#) [157-43GW8](#) [MS3117-14AC](#) [1643543-1](#) [1650540-1](#)
[1651811-2](#) [1766260-1](#) [1766282-1](#) [1766966-1](#) [1791340000](#) [NLDFT-3-BL-L-S120-M40A](#) [NLDFT-N-W-L-C240-M40B](#) [NLS-2-R-C240-](#)
[M40B](#) [NLS-N-W-C240-M40B](#) [NPS-3-BL-T6](#) [1986615-1](#) [2-1589900-8](#) [2199314-1](#) [KA8102](#) [9300480317](#) [SBS50BRN#6](#) [29131](#)