

# Contact insert module - HC-M-01-AT-M-40 - 1417381

Please be informed that the data shown in this PDF Document is generated from our Online Catalog. Please find the complete data in the user's documentation. Our General Terms of Use for Downloads are valid (<http://phoenixcontact.com/download>)




Contact insert module, number of positions: 1, power contacts: 1, control contacts: 0, Pin, Axial screw connection, 1000 V, 200 A, 25 mm<sup>2</sup> ... 70 mm<sup>2</sup>, application: Power



COMPLIANT

## Key Commercial Data

Packing unit	2 pc
Minimum order quantity	2 pc
GTIN	 4 055626 112626
GTIN	4055626112626

## Technical data

### Dimensions

Height	54.5 mm
Width	34.2 mm
Length	29.4 mm

### Electrical characteristics

Rated voltage (III/3)	1000 V
Rated current	200 A
Rated surge voltage	8 kV
Connection profile	1

### Ambient conditions

Ambient temperature (operation)	-40 °C ... 125 °C
---------------------------------	-------------------

### Mechanical characteristics

Conductor cross section	25 mm <sup>2</sup> ... 70 mm <sup>2</sup> (The cross section specification refers to the geometric cross section of the cable used)
Connection cross section AWG	10 ...
Stripping length of the individual wire	16 mm
Tightening torque	8 Nm (25 mm <sup>2</sup> ... 35 mm <sup>2</sup> )

# Contact insert module - HC-M-01-AT-M-40 - 1417381

## Technical data

### Mechanical characteristics

	9 Nm (50 mm <sup>2</sup> )
	10 Nm (70 mm <sup>2</sup> )
Contact diameter	9.5 mm
Wire diameter including insulation	12 mm (25 mm <sup>2</sup> )
	16 mm (70 mm <sup>2</sup> )
Hexagonal socket	WAF 5
Insertion/withdrawal cycles	≥ 500
Minimum housing height	72 mm

### General

Note	For HEAVYCON HC-B6 to B48 housing (housing height: min. 72 mm), HC-M-B..-MF-... module carrier frame required, axial connection for 5 mm Allen key
	Connectors may be operated only when there is no load/voltage.
	The axial screw connection must be established using a 5 mm Allen key (for stranded conductors only)
Series	HC-M-HS
Color	light gray
Number of module slots	2
Connection method	Axial screw connection
Flammability rating according to UL 94	V0
Degree of pollution	3
Overvoltage category	III
Assembly instructions	To ensure correct use, installation in housing with IP54 protection or better is required
Connection	<p>Note regarding axial connection technology:                      Only for stranded wires. The specified conductor cross sections refer to the geometric cross section of the cable used.                      Cables with a geometric cross section which deviates significantly from the nominal cable cross section must be checked before use.                      The axial connection technology connection space is designed for fine strand cables according to VDE 0295 Class 5. Deviating cable structures (e.g., Class 6 cables) must be checked before use.                      Assembly instructions                      Before assembly, ensure that the tapered screw is fully loosened (chamber is open). Cables must not be twisted. The wires must be pushed into the contact chamber as far as they will go (until the insulation touches the contact). Hold the wires in position and tighten using an Allen key. The used wire end must be cut off before reconnection. The terminal screw must only be retightened once to prevent the litz wires from breaking. To prevent damage to the contact, the wire/cable must be mechanically held at an appropriate distance from the connection point (e.g., when used in a plate cut out). For notes on correct execution, see DIN VDE 0100-520:2003-06. Unused connections must be tightened with maximum torque.</p>

### Material data

Contact material	Copper alloy
Contact surface material	Ag
Contact carrier material	PC

# Contact insert module - HC-M-01-AT-M-40 - 1417381

## Technical data

### Standards and Regulations

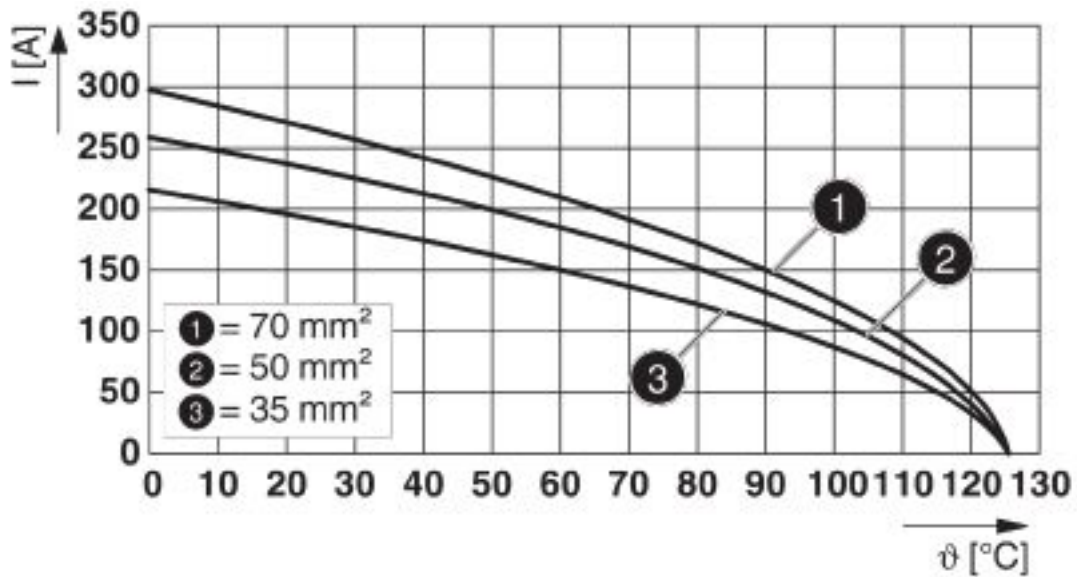
Flammability rating according to UL 94	V0
--	----

### Environmental Product Compliance

China RoHS	Environmentally Friendly Use Period = 50 years
	For details about hazardous substances go to tab "Downloads", Category "Manufacturer's declaration"

## Drawings

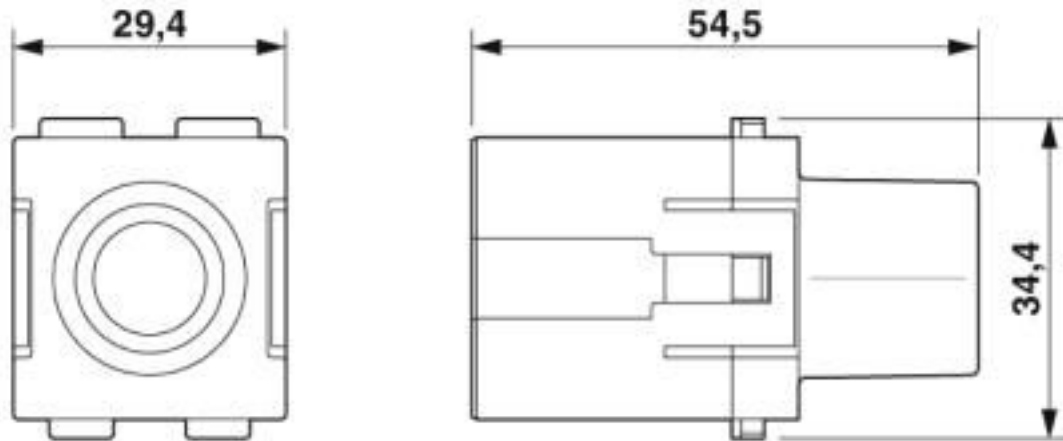
Diagram



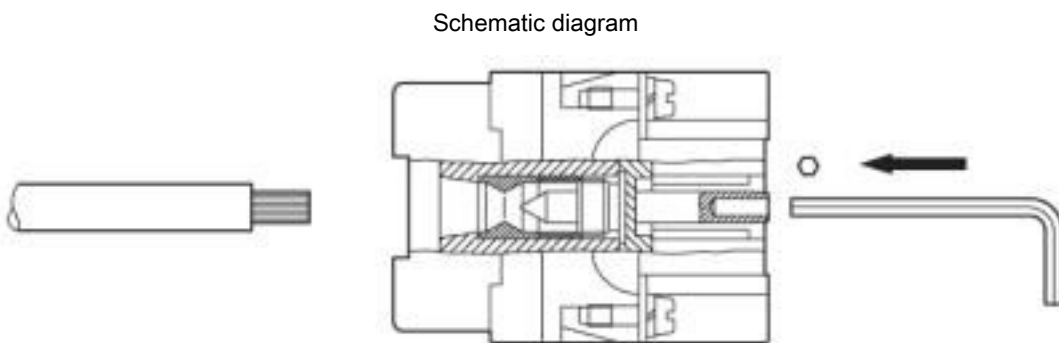
Derating diagram

# Contact insert module - HC-M-01-AT-M-40 - 1417381

Dimensional drawing



Male insert



Axial screw connection

## Classifications

eCl@ss

eCl@ss 10.0.1	27440217
eCl@ss 5.1	27261200
eCl@ss 6.0	27261200
eCl@ss 7.0	27440205
eCl@ss 8.0	27440205
eCl@ss 9.0	27440217

ETIM

ETIM 5.0	EC000438
ETIM 6.0	EC000438
ETIM 7.0	EC000438

UNSPSC

UNSPSC 13.2	39121421
-------------	----------

# Contact insert module - HC-M-01-AT-M-40 - 1417381

## Classifications

### UNSPSC

UNSPSC 18.0	39121421
UNSPSC 19.0	39121421
UNSPSC 20.0	39121421
UNSPSC 21.0	39121421

## Approvals


### Approvals


#### Approvals

CSA / UL Recognized / EAC / EAC

#### Ex Approvals

### Approval details

CSA		<a href="http://www.csagroup.org/services-industries/product-listing/">http://www.csagroup.org/services-industries/product-listing/</a>	13631
Nominal voltage UN		600 V	
Nominal current IN		116 A	
mm <sup>2</sup> /AWG/kcmil		0	

UL Recognized		<a href="http://database.ul.com/cgi-bin/XYV/template/LISEXT/1FRAME/index.htm">http://database.ul.com/cgi-bin/XYV/template/LISEXT/1FRAME/index.htm</a>	E118976
Nominal voltage UN		600 V	
Nominal current IN		146 A	
mm <sup>2</sup> /AWG/kcmil		0	

EAC		RU C- DE.AI30.B.01102
-----	---	--------------------------

EAC		RU C- DE.BL08.B.00511
-----	---	--------------------------

## Contact insert module - HC-M-01-AT-M-40 - 1417381

### Accessories

#### Accessories

#### Module carrier frame

##### Module carrier frame - HC-M-B06-MFH-B - 1182085



Module carrier frame, size: B6, type : for the panel mounting side (a, b, c, ...), 4 mm<sup>2</sup> ... 6 mm<sup>2</sup>, application: Module carrier frame

---

##### Module carrier frame - HC-M-B10-MFH-B - 1182088



Module carrier frame, size: B10, type : for the panel mounting side (a, b, c, ...), 4 mm<sup>2</sup> ... 6 mm<sup>2</sup>, application: Module carrier frame

---

##### Module carrier frame - HC-M-B16-MFH-B - 1182090



Module carrier frame, size: B16, type : for the panel mounting side (a, b, c, ...), 4 mm<sup>2</sup> ... 6 mm<sup>2</sup>, application: Module carrier frame

---

##### Module carrier frame - HC-M-B24-MFH-B - 1182094



Module carrier frame, size: B24, type : for the panel mounting side (a, b, c, ...), 4 mm<sup>2</sup> ... 6 mm<sup>2</sup>, application: Module carrier frame

---

##### Module carrier frame - HC-M-B06-MFH-H - 1182087



Module carrier frame, size: B6, type : for the sleeve side (A, B, C, ...), 4 mm<sup>2</sup> ... 6 mm<sup>2</sup>, application: Module carrier frame

---

## Contact insert module - HC-M-01-AT-M-40 - 1417381

### Accessories

Module carrier frame - HC-M-B10-MFH-H - 1182089



Module carrier frame, size: B10, type : for the sleeve side (A, B, C, ...), 4 mm<sup>2</sup> ... 6 mm<sup>2</sup>, application: Module carrier frame

---

Module carrier frame - HC-M-B16-MFH-H - 1182093



Module carrier frame, size: B16, type : for the sleeve side (A, B, C, ...), 4 mm<sup>2</sup> ... 6 mm<sup>2</sup>, application: Module carrier frame

---

Module carrier frame - HC-M-B24-MFH-H - 1182095



Module carrier frame, size: B24, type : for the sleeve side (A, B, C, ...), 4 mm<sup>2</sup> ... 6 mm<sup>2</sup>, application: Module carrier frame

---

### Screwdriver tools

Screwdriver - SF-BIT-HEX 5-89 S - 1200303



Screw bit, hexagon, E6.3-1/4" drive, size: Hex 5 x 89 mm, hardened, suitable for holder according to DIN 3126-F6.3/ISO 1173

---

### Socket spanner

Screwdriver - SF-THEX 5-150 - 1212641



T-handle screwdriver, for Allen screws, hexagonal (with chamfer), size: hex 5 x 150 mm, ergonomically shaped handle, matt chrome-plated

---

### Additional products

## Contact insert module - HC-M-01-AT-M-40 - 1417381

### Accessories

Contact insert module - HC-M-01-AT-F-40 - 1417379



Contact insert module, number of positions: 1, power contacts: 1, control contacts: 0, Socket, Axial screw connection, 1000 V, 200 A, 25 mm<sup>2</sup> ... 70 mm<sup>2</sup>, application: Power

---

Phoenix Contact 2020 © - all rights reserved  
<http://www.phoenixcontact.com>

PHOENIX CONTACT GmbH & Co. KG  
Flachsmarktstr. 8  
32825 Blomberg  
Germany  
Tel. +49 5235 300  
Fax +49 5235 3 41200  
<http://www.phoenixcontact.com>



## X-ON Electronics

Largest Supplier of Electrical and Electronic Components

*Click to view similar products for [Heavy Duty Power Connectors](#) category:*

*Click to view products by [Phoenix Contact](#) manufacturer:*

Other Similar products are found below :

[647757-1](#) [6643411-1](#) [6646058-2](#) [6646137-1](#) [6646138-1](#) [6646479-1](#) [6646608-1](#) [6646786-1](#) [6646940-1](#) [6651091-1](#) [6651525-1](#) [6651529-1](#)  
[6651788-1](#) [696475-1](#) [702-32-01109](#) [703-25-02205](#) [73000005059](#) [73000005642](#) [73080255059](#) [73080965046](#) [765-15-0080A](#) [765-16-0080B](#)  
[765-18-0080D](#) [829992-1](#) [902-77-02113](#) [PS00/A0620/6300](#) [PS25/A0420/63](#) [129-1J](#) [1409400](#) [AN0024023](#) [E6374G1](#) [e6389g2](#) [157-43GW8](#)  
[MS3117-14AC](#) [1643543-1](#) [1650540-1](#) [1651811-2](#) [1766260-1](#) [1766282-1](#) [1766966-1](#) [1791340000](#) [NLDFT-3-BL-L-S120-M40A](#) [NLDFT-N-](#)  
[W-L-C240-M40B](#) [NLS-2-R-C240-M40B](#) [NLS-N-W-C240-M40B](#) [NPS-3-BL-T6](#) [1986615-1](#) [2-1589900-8](#) [2199314-1](#) [KA8102](#)