

Contact insert - HC-Q02-I-CT-F - 1419895


Please be informed that the data shown in this PDF Document is generated from our Online Catalog. Please find the complete data in the user's documentation. Our General Terms of Use for Downloads are valid (<http://phoenixcontact.com/download>)



Contact insert, number of positions: 2+PE, size: D7, number of connections per position: 1, Socket, Crimp connection, 400 V, 40 A, 1.5 mm² ... 6 mm², application: Power



Key Commercial Data

Packing unit	1 pc
GTIN	 4 0 5 5 6 2 6 2 5 6 1 4 6
GTIN	4055626256146

Technical data

General

Note	For HC-D7 housing, crimp contacts CK 4,0. Crimp contacts not included in scope of supply.
	Connectors may be operated only when there is no load/voltage.
Connection method	Crimp connection
	Crimp connection (PE contact)
Number of connections per position	1
Degree of pollution	3
Overvoltage category	III
Number of positions	2+PE
Insertion/withdrawal cycles	≥ 500
Size	D7
Contact numbering	1 - 2
Conductor cross section	1.5 mm ² ... 6 mm ²
Connection cross section AWG	16 ... 10
Stripping length of the individual wire	9 mm (1.5 ... 6.0 mm ²)
	11 mm (for 10 mm ²)
Assembly instructions	To ensure correct use, installation in housing with IP54 protection or better is required

Contact insert - HC-Q02-I-CT-F - 1419895

Technical data

Ambient conditions

Ambient temperature (operation)	-40 °C ... 125 °C (including heating up of contacts)
---------------------------------	--

Material data

Contact material	Copper alloy
Contact surface material	Ag
Contact carrier material	PC

Electrical characteristics

Rated voltage (III/3)	400 V
Rated surge voltage	6 kV
Rated current	40 A

Standards and Regulations

Constructional and testing regulations	DIN VDE 0627/86
	DIN VDE 0110/02.79
	DIN VDE 0110-1/04.97
	IEC 60664-1, DIN IEC 60512
	IEC 60352
Flammability rating according to UL 94	V0

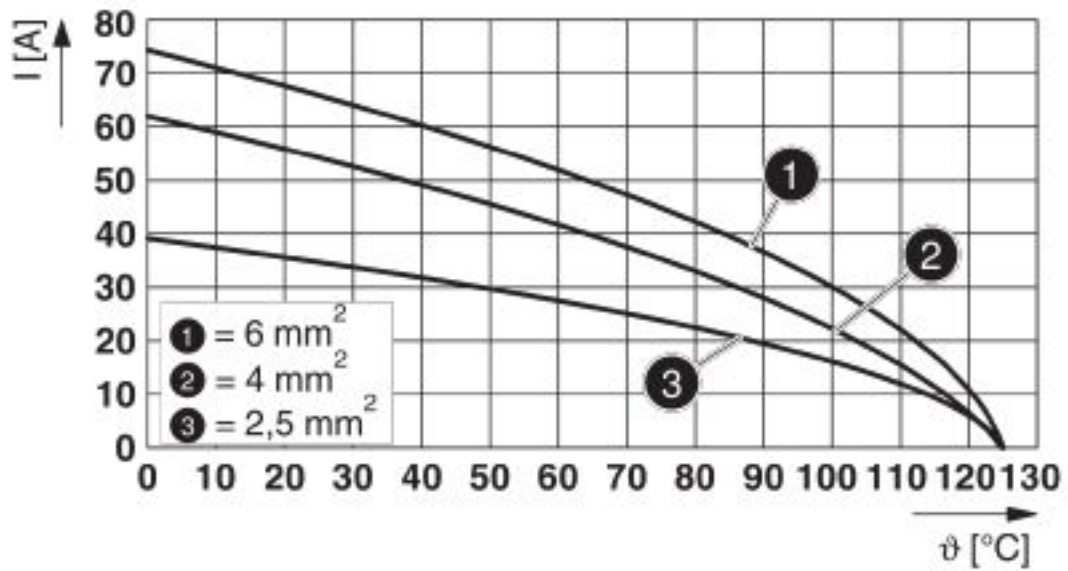
Environmental Product Compliance

China RoHS	Environmentally Friendly Use Period = 50 years
	For details about hazardous substances go to tab "Downloads", Category "Manufacturer's declaration"

Drawings

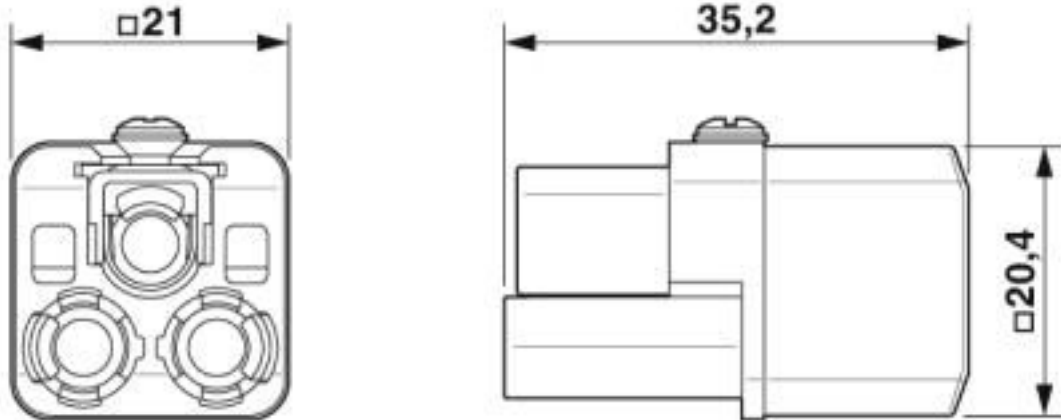
Contact insert - HC-Q02-I-CT-F - 1419895

Diagram



Derating diagram

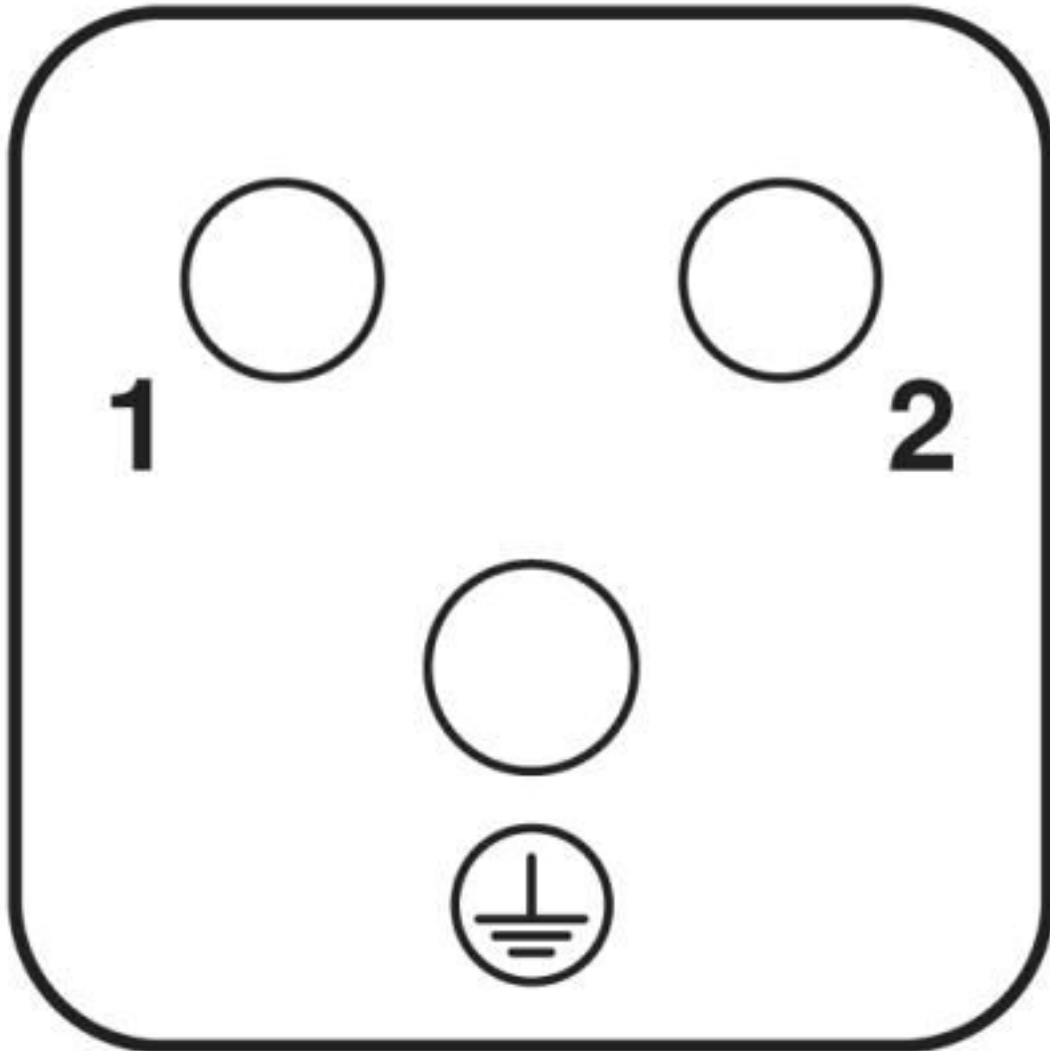
Dimensional drawing



Female insert

Contact insert - HC-Q02-I-CT-F - 1419895

Schematic diagram



Classifications

eCl@ss

eCl@ss 10.0.1	27440205
eCl@ss 4.0	27140800
eCl@ss 4.1	27140800
eCl@ss 5.0	27143400
eCl@ss 5.1	27261200
eCl@ss 6.0	27261200
eCl@ss 7.0	27440205
eCl@ss 8.0	27440205
eCl@ss 9.0	27440205

Contact insert - HC-Q02-I-CT-F - 1419895

Classifications

ETIM

ETIM 5.0	EC000438
ETIM 6.0	EC000438
ETIM 7.0	EC000438

UNSPSC

UNSPSC 13.2	39121522
UNSPSC 18.0	39121522
UNSPSC 19.0	39121522
UNSPSC 20.0	39121522
UNSPSC 21.0	39121522

Approvals


Approvals


Approvals


EAC / EAC / UL Recognized

Ex Approvals

Approval details

EAC		RU C- DE.AI30.B.01102
-----	---	--------------------------

EAC		RU C- DE.BL08.B.00511
-----	---	--------------------------

UL Recognized		http://database.ul.com/cgi-bin/XYV/template/LISEXT/1FRAME/index.htm	E118976
Nominal voltage UN	600 V		
Nominal current IN	50 A		
mm ² /AWG/kcmil	8		

Accessories

Accessories

Contact insert - HC-Q02-I-CT-F - 1419895

Accessories

Coding element

Coding profile - HC-MOD-K-CP - 1408562

Coding profile for HC-MOD-K... housing



Crimp contact

Crimp contact - CK4,0-ED-1,50BU AG - 1663271



Turned 4.0 crimp contact, individual female contact, core diameter 1.50 mm², silver-plated

Crimp contact - CK4,0-ED-2,50BU AG - 1663284



Turned 4.0 crimp contact, individual female contact, core diameter 2.50 mm², silver-plated

Crimp contact - CK4,0-ED-4,00BU AG - 1663297



Turned 4.0 crimp contact, individual female contact, core diameter 4.00 mm², silver-plated

Crimp contact - CK4,0-ED-6,00BU AG - 1663307



Turned 4.0 crimp contact, individual female contact, core diameter 6.00 mm², silver-plated

Contact insert - HC-Q02-I-CT-F - 1419895

Accessories

Crimp contact - CK4,0-ED-10,00BU AG - 1586183



Turned 4.0 crimp contact, single socket contact, 10 mm² conductor cross section, silver-plated

Crimping tool

Crimping pliers - CRIMPFOX-TC 4 - 1212113



Crimping pliers, for CK 1,6-ED..., CK 2,5-ED..., CK 4,0-ED... turned contacts, 4 marked die stations, unlockable pressure lock, lateral entry, incl. positioning tool

Crimping pliers - CRIMPFOX-TC 10 - 1212114



Crimping pliers, for turned contacts with a pin diameter of 4.0 mm, two marked die stations, pressure lock can be released, lateral entry, incl. positioning help

Mounting material

Sealing screw - HC-D 7-DS-IP65 - 1686229



Sealing screw, size: Countersunk head, IP67, replacement part for D7 size HEAVYCON housing

Additional products

Contact insert - HC-Q02-I-CT-M - 1419893



Contact insert, number of positions: 2+PE, size: D7, number of connections per position: 1, Pin, Crimp connection, 400 V, 40 A, 1.5 mm² ... 6 mm², application: Power

Phoenix Contact 2020 © - all rights reserved
<http://www.phoenixcontact.com>

PHOENIX CONTACT GmbH & Co. KG
Flachsmarktstr. 8
32825 Blomberg
Germany
Tel. +49 5235 300
Fax +49 5235 3 41200
<http://www.phoenixcontact.com>

X-ON Electronics

Largest Supplier of Electrical and Electronic Components

Click to view similar products for [Heavy Duty Power Connectors](#) category:

Click to view products by [Phoenix Contact](#) manufacturer:

Other Similar products are found below :

[647757-1](#) [6643411-1](#) [6646058-2](#) [6646137-1](#) [6646138-1](#) [6646479-1](#) [6646608-1](#) [6646786-1](#) [6646940-1](#) [6651091-1](#) [6651525-1](#) [6651529-1](#)
[6651788-1](#) [696475-1](#) [702-32-01109](#) [703-25-02205](#) [73000005059](#) [73000005642](#) [73080255059](#) [73080965046](#) [765-15-0080A](#) [765-16-0080B](#)
[765-18-0080D](#) [829992-1](#) [902-77-02113](#) [PS00/A0620/6300](#) [PS25/A0420/63](#) [129-1J](#) [1409400](#) [AN0024023](#) [E6374G1](#) [e6389g2](#) [157-43GW8](#)
[MS3117-14AC](#) [1643543-1](#) [1650540-1](#) [1651811-2](#) [1766260-1](#) [1766282-1](#) [1766966-1](#) [1791340000](#) [NLDFT-3-BL-L-S120-M40A](#) [NLDFT-N-](#)
[W-L-C240-M40B](#) [NLS-2-R-C240-M40B](#) [NLS-N-W-C240-M40B](#) [NPS-3-BL-T6](#) [1986615-1](#) [2-1589900-8](#) [2199314-1](#) [KA8102](#)