

Contact insert - HC-B24-I-TPT-F - 1423022

Please be informed that the data shown in this PDF Document is generated from our Online Catalog. Please find the complete data in the user's documentation. Our General Terms of Use for Downloads are valid (<http://phoenixcontact.com/download>)



Contact insert, number of positions: 24+PE, size: B24, number of connections per position: 2, Socket, Push-in connection, 500 V, 16 A, 0.25 mm² ... 1.5 mm², application: Power

Your advantages

- ✓ For fast coding with plastic profile
- ✓ Significant time savings during conductor connection
- ✓ Double conductor connection per pos.



Key Commercial Data

| | |
|--------------|---------------|
| Packing unit | 1 pc |
| GTIN | |
| GTIN | 4055626322759 |

Technical data

General

| | |
|------------------------------------|--|
| Note | only use flexible conductors with ferrules |
| | Connectors may be operated only when there is no load/voltage. |
| Connection method | Push-in connection |
| Torque | 0.8 Nm ... 1.2 Nm (PE connection) |
| | 0.5 Nm ... 0.8 Nm (Mounting screws for mounting in the HEAVYCON housing) |
| Number of connections per position | 2 |
| Degree of pollution | 3 |
| Overvoltage category | III |
| Number of positions | 24+PE |
| Insertion/withdrawal cycles | ≥ 500 |
| Size | B24 |
| | B48 |
| Contact numbering | 1 - 24 |

Contact insert - HC-B24-I-TPT-F - 1423022

Technical data

General

| | |
|---|---|
| Conductor cross section | 0.25 mm ² ... 1.5 mm ² |
| Connection cross section AWG | 24 ... 16 |
| Stripping length of the individual wire | 8 mm ±1 mm |
| Assembly instructions | To ensure correct use, installation in housing with IP54 protection or better is required |

Ambient conditions

| | |
|---------------------------------|-------------------|
| Ambient temperature (operation) | -40 °C ... 125 °C |
|---------------------------------|-------------------|

Material data

| | |
|--------------------------|--------------|
| Contact material | Copper alloy |
| Contact surface material | Ag |
| Contact carrier material | PC |

Electrical characteristics

| | |
|-----------------------|-------|
| Rated voltage (III/3) | 500 V |
| Rated surge voltage | 6 kV |
| Rated current | 16 A |

Standards and Regulations

| | |
|--|--------------|
| Constructional and testing regulations | DIN EN 61984 |
| | DIN EN 60664 |
| | IEC 60352 |
| Flammability rating according to UL 94 | V0 |

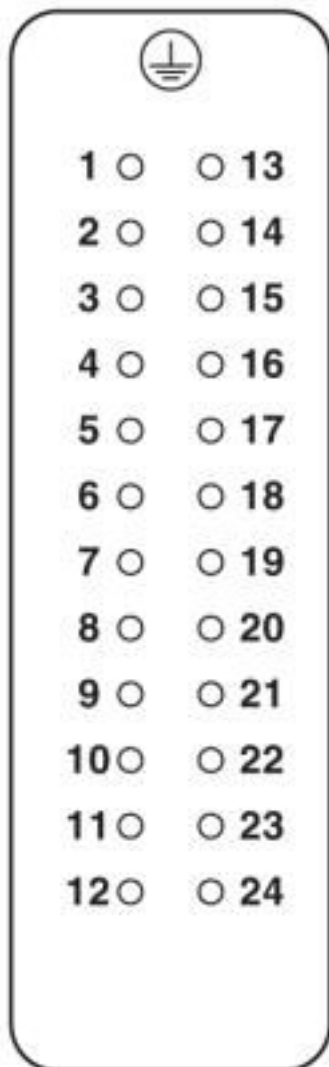
Environmental Product Compliance

| | |
|------------|---|
| China RoHS | Environmentally Friendly Use Period = 50 years |
| | For details about hazardous substances go to tab "Downloads", Category "Manufacturer's declaration" |

Drawings

Contact insert - HC-B24-I-TPT-F - 1423022

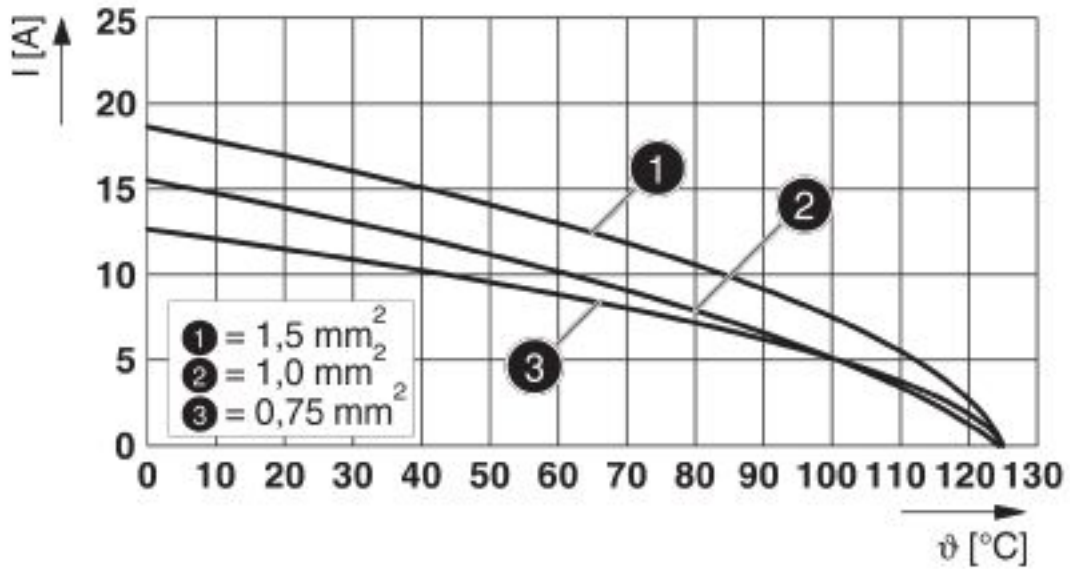
Schematic diagram



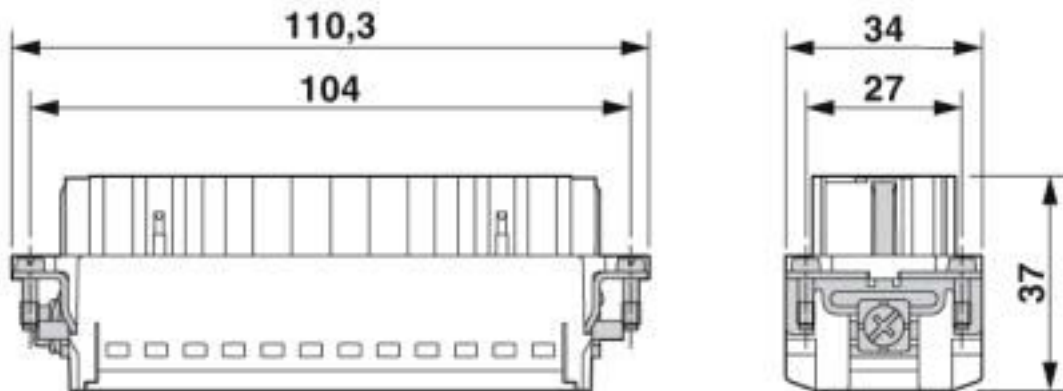
Connector pin assignment, connection side

Contact insert - HC-B24-I-TPT-F - 1423022

Diagram

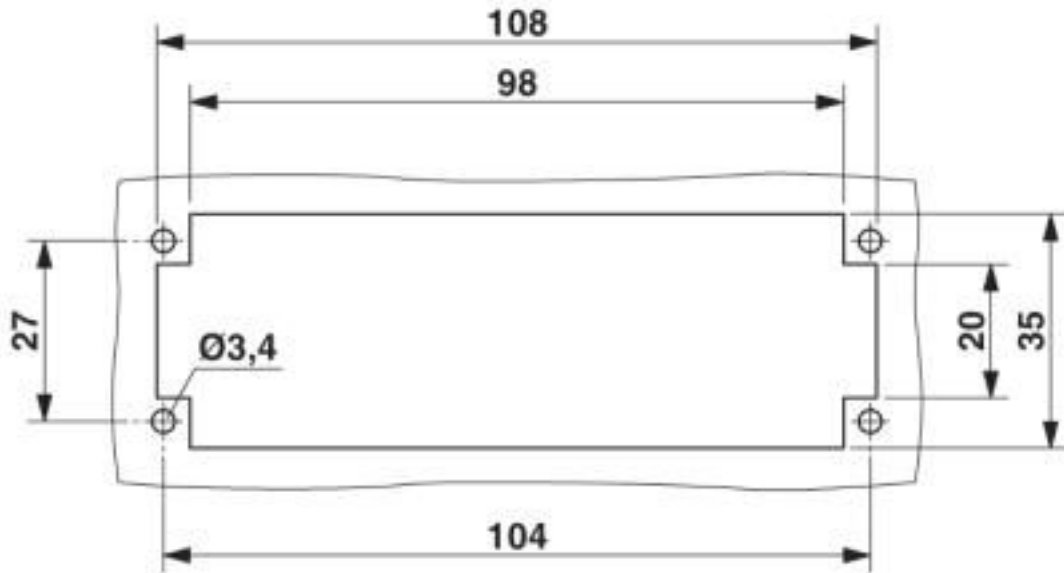


Dimensional drawing



Contact insert - HC-B24-I-TPT-F - 1423022

Dimensional drawing



Mounting cutout when used without housing

Classifications

eCl@ss

| | |
|---------------|----------|
| eCl@ss 10.0.1 | 27440205 |
| eCl@ss 5.1 | 27261200 |
| eCl@ss 6.0 | 27261200 |
| eCl@ss 7.0 | 27440205 |
| eCl@ss 8.0 | 27440205 |
| eCl@ss 9.0 | 27440205 |

ETIM

| | |
|----------|----------|
| ETIM 5.0 | EC000438 |
| ETIM 6.0 | EC000438 |
| ETIM 7.0 | EC000438 |

Approvals

Approvals

Approvals

CSA / UL Recognized / EAC / EAC

Ex Approvals

Contact insert - HC-B24-I-TPT-F - 1423022

Approvals

Approval details

| | | | |
|----------------------------|--|---|-------|
| CSA | | http://www.csagroup.org/services-industries/product-listing/ | 13631 |
| Nominal voltage UN | | 600 V | |
| Nominal current IN | | 10 A | |
| mm ² /AWG/kcmil | | 16 | |

| | | | |
|----------------------------|--|---|---------|
| UL Recognized | | http://database.ul.com/cgi-bin/XYV/template/LISEXT/1FRAME/index.htm | E118976 |
| Nominal voltage UN | | 600 V | |
| Nominal current IN | | 13 A | |
| mm ² /AWG/kcmil | | 16 | |

| | | |
|-----|--|---------------|
| EAC | | EAC-Zulassung |
|-----|--|---------------|

| | | |
|-----|--|--------------------------|
| EAC | | RU C- DE.BL08.B.00511 |
|-----|--|--------------------------|

Accessories

Accessories

Coding element

Coding profile - CP-HC - 1686478



Coding profile, 4 coding profiles per strip, for insertion in coding keyways

Contact insert - HC-B24-I-TPT-F - 1423022

Accessories

Coding element - HC-CBU - 1676860



Coding socket for coding up to 16 connectors

Coding bolt - HC-CB - 1772722



Coding pin, prevents mismatching of up to six connectors with an identical number of positions

Coding element - HC-CST - 1676857



Coding peg for coding up to 16 connectors

Crimping tool

Crimping pliers - CRIMPFOX 6 - 1212034



Crimping pliers, for ferrules without insulating collar according to DIN 46228 Part 1 and ferrules with insulating collar according to DIN 46228 Part 4, 0.25 mm² ... 6.0 mm², lateral entry, trapezoidal crimp

Docking frame

Docking frames - HC-B 24-ANDOCK - 1586141



Docking frame for racks, for contact inserts of B24 type, with four M5 flat headed screws, rack balance x/y axis +/- 1.5 mm

Mounting material

Contact insert - HC-B24-I-TPT-F - 1423022

Accessories

Screw - HC-B-PES - 1604997



PE screw, for contact inserts HC-B / HC-BB / HC-DD / HC-D40 / HC-D64

PE multiplier - HC-B-3PE - 1644326



PE multiplier, for three PE connections, for HC-B (besides HC-B..E..ZZ) / HC-BB / HC-DD / HC-D40 / HC-D64 contact inserts

Strain relief clamp - HC-B-ZG - 1685327



Strain relief clamps contact inserts of series: B-, BB-, D 40, D 64, DD and HV, straight cable exit

Strain relief clamp - HC-B-ZS - 1685330



Strain relief clamps contact inserts of series: B-, BB-, D 40, D 64, DD and HV, lateral cable exit

Additional products

Contact insert - HC-B24-I-TPT-M - 1423021



Contact insert, number of positions: 24+PE, size: B24, number of connections per position: 2, Pin, Push-in connection, 500 V, 16 A, 0.25 mm² ... 1.5 mm², application: Power

Phoenix Contact 2020 © - all rights reserved
<http://www.phoenixcontact.com>

PHOENIX CONTACT GmbH & Co. KG
Flachmarktstr. 8
32825 Blomberg
Germany
Tel. +49 5235 300
Fax +49 5235 3 41200
<http://www.phoenixcontact.com>

X-ON Electronics

Largest Supplier of Electrical and Electronic Components

Click to view similar products for [Heavy Duty Power Connectors](#) category:

Click to view products by [Phoenix Contact](#) manufacturer:

Other Similar products are found below :

[647757-1](#) [6643411-1](#) [6646058-2](#) [6646137-1](#) [6646138-1](#) [6646479-1](#) [6646608-1](#) [6646786-1](#) [6646940-1](#) [6651091-1](#) [6651525-1](#) [6651529-1](#)
[6651788-1](#) [696475-1](#) [702-32-01109](#) [703-25-02205](#) [73000005059](#) [73000005642](#) [73080255059](#) [73080965046](#) [765-15-0080A](#) [765-16-0080B](#)
[765-18-0080D](#) [829992-1](#) [902-77-02113](#) [PS00/A0620/6300](#) [PS25/A0420/63](#) [129-1J](#) [1409400](#) [AN0024023](#) [E6374G1](#) [e6389g2](#) [157-43GW8](#)
[MS3117-14AC](#) [1643543-1](#) [1650540-1](#) [1651811-2](#) [1766260-1](#) [1766282-1](#) [1766966-1](#) [1791340000](#) [NLDFT-3-BL-L-S120-M40A](#) [NLDFT-N-](#)
[W-L-C240-M40B](#) [NLS-2-R-C240-M40B](#) [NLS-N-W-C240-M40B](#) [NPS-3-BL-T6](#) [1986615-1](#) [2-1589900-8](#) [2199314-1](#) [KA8102](#)