

Adapter insert - HC-CIF-D15-AIWS-SM-NI - 1424340


Please be informed that the data shown in this PDF Document is generated from our Online Catalog. Please find the complete data in the user's documentation. Our General Terms of Use for Downloads are valid (<http://phoenixcontact.com/download>)



Adapter insert, type: D15



Key Commercial Data

Packing unit	1 pc
GTIN	 4 055626 370774
GTIN	4055626370774

Technical data

Ambient conditions

Ambient temperature (operation)	-40 °C ... 125 °C
---------------------------------	-------------------

General

Note	Protection against electric shock must be ensured by the user. The continuity of the PE connection must be verified and satisfied by the user. The PE connection must be implemented equilaterally.
Material	Steel, galvanized
Note	Protection against electric shock must be ensured by the user. The continuity of the PE connection must be verified and satisfied by the user. The PE connection must be implemented equilaterally.

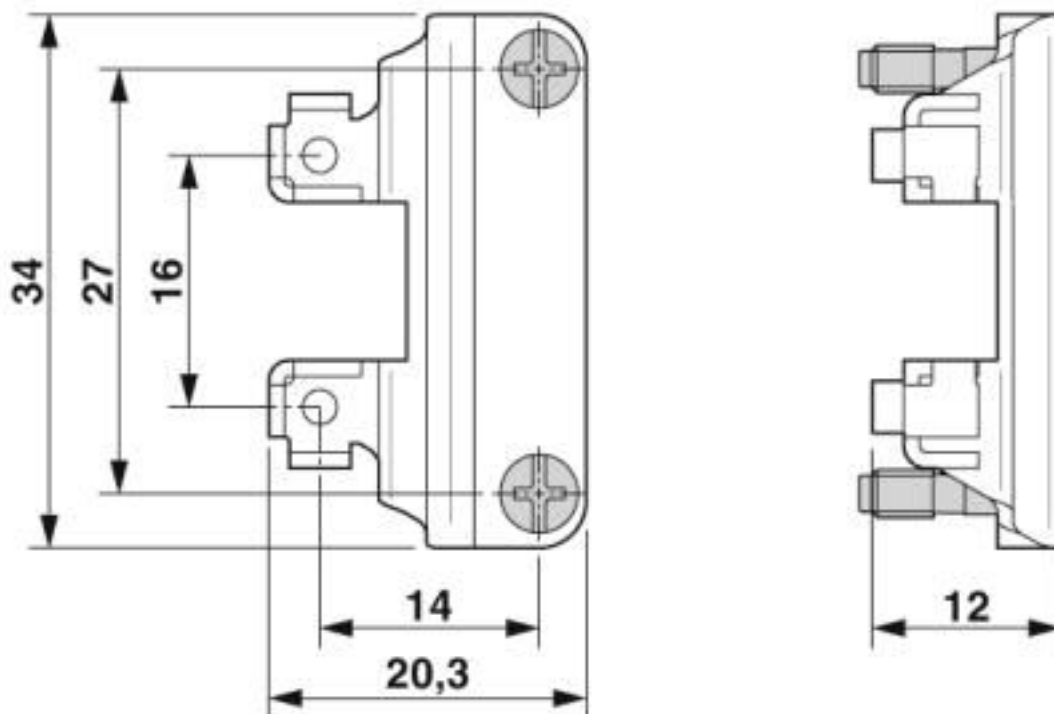
Environmental Product Compliance

China RoHS	Environmentally friendly use period: unlimited = EFUP-e
	No hazardous substances above threshold values

Drawings

Adapter insert - HC-CIF-D15-AIWS-SM-NI - 1424340

Dimensional drawing



Dimensional drawing

Classifications

eCl@ss

eCl@ss 10.0.1	27440192
eCl@ss 5.1	27143424
eCl@ss 6.0	27143424
eCl@ss 7.0	27440209
eCl@ss 9.0	27440192

ETIM

ETIM 5.0	EC000018
ETIM 6.0	EC000018
ETIM 7.0	EC000018

Approvals

Approvals

Approvals


EAC

Adapter insert - HC-CIF-D15-AIWS-SM-NI - 1424340

Approvals

Ex Approvals

Approval details

EAC		EAC-Zulassung
-----	---	---------------

Accessories

Accessories

DIN rail mounting frame

DIN rail mounting frame - HC-CIF-B06-24-BFAFL-PL - 1424338



DIN rail mounting frame, type: B6 - B24, for contact inserts

DIN rail mounting frame - HC-CIF-B16-HFWL-PL - 1424336



HEAVYCON DIN rail mounting frame, for type B16 contact inserts

DIN rail mounting frame - HC-CIF-B16-BFFD-FH-AL - 1404216



HEAVYCON DIN rail mounting frame, lower part for double locking latch, for sleeve housing with double locking latch or HC-CIF..HFFD.., for type B16 contact inserts, for NS35/7,5 DIN rails

DIN rail mounting frame - HC-CIF-B16-HFFD-WH-AL - 1404218



HEAVYCON DIN rail mounting frame, upper part for double locking latch, for HC-CIF...BFWD.. lower parts with double locking latch or for HC-CIF...BFFD.. lower parts, for type B16 contact inserts, with M4 screws with 3 mm Allen screw head, for NS35/7,5 DIN rails

Phoenix Contact 2020 © - all rights reserved
<http://www.phoenixcontact.com>

PHOENIX CONTACT GmbH & Co. KG
Flachsmarktstr. 8
32825 Blomberg
Germany
Tel. +49 5235 300
Fax +49 5235 3 41200
<http://www.phoenixcontact.com>

X-ON Electronics

Largest Supplier of Electrical and Electronic Components

Click to view similar products for [Heavy Duty Power Connectors](#) category:

Click to view products by [Phoenix Contact](#) manufacturer:

Other Similar products are found below :

[647757-1](#) [6643411-1](#) [6646058-2](#) [6646137-1](#) [6646138-1](#) [6646479-1](#) [6646608-1](#) [6646786-1](#) [6646940-1](#) [6651091-1](#) [6651525-1](#) [6651529-1](#)
[6651788-1](#) [696475-1](#) [702-32-01109](#) [703-25-02205](#) [73000005059](#) [73000005642](#) [765-15-0080A](#) [765-16-0080B](#) [765-18-0080D](#) [829992-1](#)
[902-77-02113](#) [PS00/A0620/6300](#) [129-1J](#) [1409400](#) [AN0024023](#) [E6374G1](#) [e6389g2](#) [157-43GW8](#) [MS3117-14AC](#) [1643543-1](#) [1650540-1](#)
[1651811-2](#) [1766260-1](#) [1766282-1](#) [1766966-1](#) [1791340000](#) [NLDFT-3-BL-L-S120-M40A](#) [NLDFT-N-W-L-C240-M40B](#) [NLS-2-R-C240-](#)
[M40B](#) [NLS-N-W-C240-M40B](#) [NPS-3-BL-T6](#) [1986615-1](#) [2-1589900-8](#) [2199314-1](#) [KA8102](#) [9300480317](#) [SBS50BRN#6](#) [29131](#)