

# Connector set - HC-STA-A16PT-BWS-HT-M25-ELCAL - 1424461


Please be informed that the data shown in this PDF Document is generated from our Online Catalog. Please find the complete data in the user's documentation. Our General Terms of Use for Downloads are valid (<http://phoenixcontact.com/download>)



Connector set, degree of protection: IP67, number of positions: 16, material: Die-cast aluminum, salt water resistant, connection method: Push-in connection, connection cross section: AWG 26- 14



## Key Commercial Data

|                                      |   |
|--------------------------------------|---|
| Packing unit                         | 1 pc  |
| GTIN                                 | <br>4 055626 372907 |
| GTIN                                 | 4055626372907   |
| Weight per Piece (excluding packing) | 0.387 kg  |
| Custom tariff number                 | 85366990  |
| Country of origin                    | China   |
| Note                                 | Made to Order (non-returnable)  |

## Technical data

### General

|                                  |   |
|----------------------------------|---|
| Type                             | D25   |
| Connection method                | Push-in connection  |
| Degree of protection for housing | IP66  |
|                                  | IP67  |
|                                  | 4 (UL 50e)  |
|                                  | 4X (UL 50e)   |
|                                  | 12 (UL 50e)   |
| Connection method                | Push-in connection  |
| Rated voltage (III/3)            | 250 V   |
| Rated surge voltage              | 4 kV  |
| Rated current                    | 16 A  |
| Conductor cross section          | 0.14 mm² ... 2.5 mm² (applies to stranded conductors with ferrules) |

# Connector set - HC-STA-A16PT-BWS-HT-M25-ELCAL - 1424461

## Technical data

### General

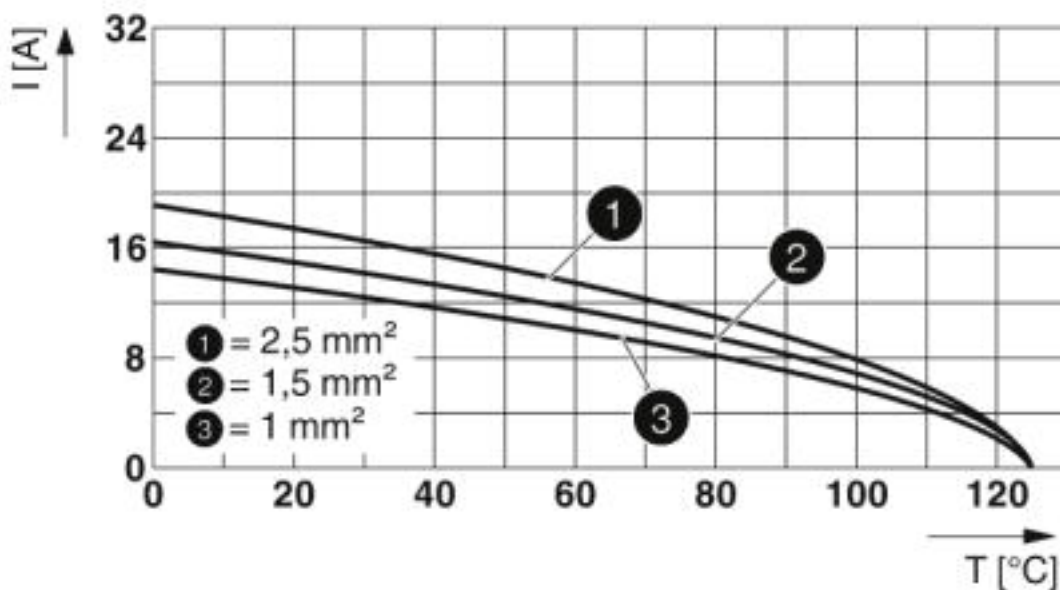
|                                 |   |
|---------------------------------|---|
| Connection cross section AWG    | 26 ... 14                               |
| External cable diameter         | 11 mm ... 17 mm                         |
| Ambient temperature (operation) | -40 °C ... 100 °C                       |
| Length of the assembly cutout   | 74 mm                                   |
| Width of the assembly cutout    | 24 mm                                   |
| Housing material                | Die-cast aluminum, salt water resistant |
| Contact carrier material        | PC                                      |
| Locking latch material          | PA                                      |
| Integrated protective cover     | no                                      |

### Standards and Regulations

|  |    |
|--|----|
| Flammability rating according to UL 94 | V0 |
|--|----|

## Drawings

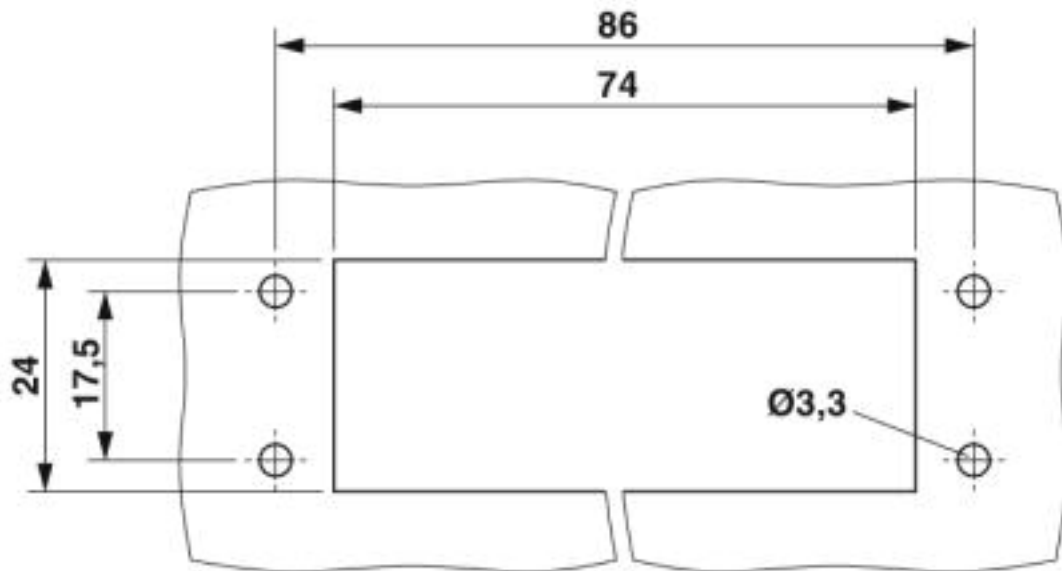
Diagram



Derating diagram

## Connector set - HC-STA-A16PT-BWS-HT-M25-ELCAL - 1424461

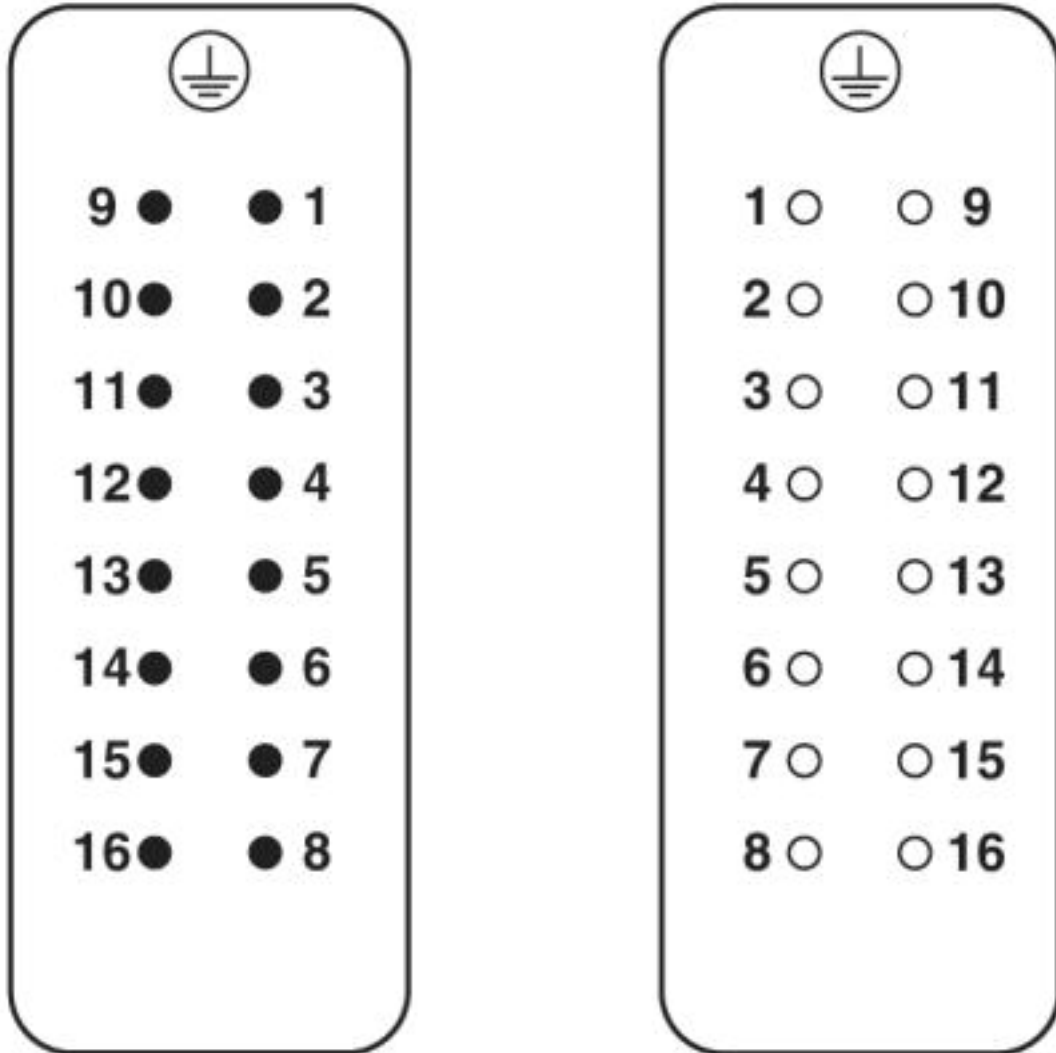
Dimensional drawing



Mounting cutout

# Connector set - HC-STA-A16PT-BWS-HT-M25-ELCAL - 1424461

Schematic diagram



Pin assignment, connection side, pin left, socket right

## Articles in set

Contact insert - HC-A16-I-PT-M - 1585375



Contact insert, number of positions: 16+PE, size: D25, number of connections per position: 1, Pin, Push-in connection, 250 V, 16 A, 0.14 mm<sup>2</sup> ... 2.5 mm<sup>2</sup>

# Connector set - HC-STA-A16PT-BWS-HT-M25-ELCAL - 1424461

## Articles in set

Contact insert - HC-A16-I-PT-F - 1585388



Contact insert, number of positions: 16+PE, size: D25, number of connections per position: 1, Socket, Push-in connection, 250 V, 16 A, 0.14 mm<sup>2</sup> ... 2.5 mm<sup>2</sup>

Housing - HC-STA-D25-BWS-EL-AL - 1424391



Panel mounting base D25, with single locking latch, material: Die-cast aluminum, salt water resistant, height: 26 mm, cable gland: none, support sleeve: no, Standard

Housing - HC-STA-D25-HHFS-1TTM25-ELC-AL - 1424382



Sleeve housing D25, for single locking latch, material: Die-cast aluminum, salt water resistant, cable outlets: 1, straight, height: 72 mm, cable gland: none, support sleeve: no, 1x M25, Standard

Cable gland - G-INS-M25-M68N-NNES-S - 1411165



Cable gland, cable gland material: Nickel-plated brass, external cable diameter 11 mm ... 17 mm, shielding: no, connecting thread: M25 x 1.5, color: silver, with O-ring

## Classifications

eCl@ss

|            |          |
|------------|----------|
| eCl@ss 9.0 | 27440101 |
|------------|----------|

ETIM

|          |          |
|----------|----------|
| ETIM 6.0 | EC002636 |
| ETIM 7.0 | EC002636 |

## Approvals

Approvals

# Connector set - HC-STA-A16PT-BWS-HT-M25-ELCAL - 1424461

## Approvals

Approvals

DNV GL

---

Ex Approvals

---

## Approval details

|        |   |   |            |
|--------|---|---|------------|
| DNV GL |  | <a href="https://approvalfinder.dnvgl.com/">https://approvalfinder.dnvgl.com/</a> | TAE000037S |
|--------|---|---|------------|

---

## X-ON Electronics

Largest Supplier of Electrical and Electronic Components

*Click to view similar products for [Heavy Duty Power Connectors](#) category:*

*Click to view products by [Phoenix Contact](#) manufacturer:*

Other Similar products are found below :

[1424439](#) [1424438](#) [09330062652](#) [2-8675P1](#) [580129-2](#) [605601-1](#) [6340G1](#) [6341G1](#) [6360G1](#) [6373G1](#) [6374g2](#) [6396G1](#) [647757-1](#) [66394-4](#)  
[6643411-1](#) [6646058-2](#) [6646137-1](#) [6646138-1](#) [6646348-1](#) [6646479-1](#) [6646608-1](#) [6646786-1](#) [6646940-1](#) [6651091-1](#) [6651525-1](#) [6651529-1](#)  
[6651778-1](#) [6651788-1](#) [696465-1](#) [696475-1](#) [73000005059](#) [73000005349](#) [73000005642](#) [73080255059](#) [73080965046](#) [765-15-0080A](#)  
[765-16-0080B](#) [789.700-44](#) [789.700-54](#) [80-1010](#) [80-9](#) [827381-1](#) [829992-1](#) [902-77-02113](#) [PL00U-301-10D10](#) [PM103MOOLOO](#)  
[PM16S1620S32-50](#) [PM212MOOLOO](#) [PM309FOOLOO](#) [PM324FOOLCH](#)