

## Bus system cable - SAC-5P-M12MSB/0,13-900/M12FSB - 1578528


Please be informed that the data shown in this PDF Document is generated from our Online Catalog. Please find the complete data in the user's documentation. Our General Terms of Use for Downloads are valid (<http://phoenixcontact.com/download>)



Bus system cable, INTERBUS, 5-position, PUR halogen-free, green RAL 6017, shielded, Plug straight M12, B-coded, on Socket straight M12, B-coded, cable length: 0.13 m



### Key Commercial Data

Packing unit	1 pc
Minimum order quantity	50 pc
GTIN	 4 046356 465380
GTIN	4046356465380

### Technical data

#### Dimensions

Length of cable	0.13 m
-----------------	--------

#### Ambient conditions

Degree of protection	IP65
	IP67
	IP68

#### General

Rated current at 40°C	4 A
Rated voltage	48 V AC
	60 V DC
Number of positions	5
Insulation resistance	≥ 100 MΩ
Coding	B - inverse
Signal type/category	INTERBUS
Status display	No
Overvoltage category	II
Degree of pollution	3

# Bus system cable - SAC-5P-M12MSB/0,13-900/M12FSB - 1578528

## Technical data

### General

Insertion/withdrawal cycles	≥ 100
-----------------------------	-------

### Material

Flammability rating according to UL 94	V0
Contact material	CuSn
Contact surface material	Ni/Au
Contact carrier material	PA 6.6
Material of grip body	TPU, hardly inflammable, self-extinguishing
Material, knurls	Zinc die-cast, nickel-plated
Sealing material	NBR

### Standards and Regulations

Flammability rating according to UL 94	V0
--	----

### Cable

Cable type	INTERBUS
Cable type (abbreviation)	900
Cable structure	3 x 2 x 0.22 mm <sup>2</sup>
Conductor cross section	3x 2x 0.22 mm <sup>2</sup>
AWG signal line	24
Conductor structure signal line	32x 0.10 mm
Wire colors	Green-yellow, white-brown, gray-pink
Twisted pairs	2 cores to the pair
Overall twist	3 pairs to the core
Shielding	Braided copper wires
External sheath, color	may green RAL 6017
External cable diameter D	8 mm
Minimum bending radius, fixed installation	7.5 x D
Minimum bending radius, flexible installation	15 x D
Number of bending cycles	5000000
Bending radius	120 mm
Traversing path	10 m
Traversing rate	1.6 m/s
Acceleration	3.2 m/s <sup>2</sup>
Cable weight	70 kg/km
Outer sheath, material	PUR
Material conductor insulation	PE
Conductor material	Bare Cu litz wires
Insulation resistance	≥ 5 GΩ*km
Loop resistance	≤ 159.80 Ω/km
Cable capacity	≤ 60 nF/km (At 800 Hz)
Wave impedance	120 Ω ±20 % (at 64 kHz)

# Bus system cable - SAC-5P-M12MSB/0,13-900/M12FSB - 1578528

## Technical data

### Cable

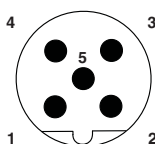
	100 Ω ±15 % (with 1 MHz)
Near end crosstalk attenuation (NEXT)	≥ 61 dB (at 772 kHz)
	≥ 59 dB (with 1 MHz)
	≥ 55 dB (at 2 MHz)
	≥ 50 dB (at 4 MHz)
	≥ 46 dB (at 8 MHz)
	≥ 44 dB (at 10 MHz)
	≥ 41 dB (at 16 MHz)
	≥ 40 dB (at 20 MHz)
Attenuation	≤ 15 dB/km (at 256 kHz)
	≤ 24 dB/km (at 772 kHz)
	≤ 27 dB/km (with 1 MHz)
	≤ 52 dB/km (at 4 MHz)
	≤ 84 dB/km (at 10 MHz)
	≤ 112 dB/km (at 16 MHz)
	≤ 119 dB/km (at 20 MHz)
Signal speed	0.66 c
Coupling resistance	< 250.00 mΩ/m (at 30 MHz)
Nominal voltage, cable	250 V (Peak value, not for high-power applications)
Test voltage Core/Core	1500 V <sub>rms</sub>
Test voltage Core/Shield	1000 V <sub>rms</sub>
Flame resistance	according to VDE 0472, Part 4, test type B
	according to IEC 60332-1
Ambient temperature (operation)	-40 °C ... 80 °C (cable, fixed installation)
	-30 °C ... 70 °C (cable, flexible installation)

### Environmental Product Compliance

China RoHS	Environmentally friendly use period: unlimited = EFUP-e
	No hazardous substances above threshold values

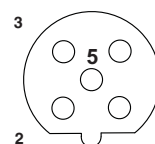
## Drawings

Schematic diagram



Pin assignment M12 male connector, 5-pos., B-coded, male side

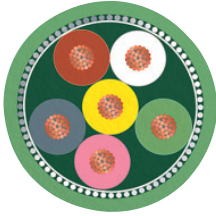
Schematic diagram



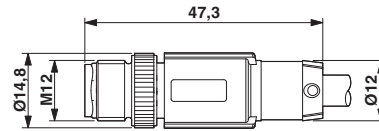
Pin assignment M12 socket, 5-pos., B-coded, female side

## Bus system cable - SAC-5P-M12MSB/0,13-900/M12FSB - 1578528

Cable cross section



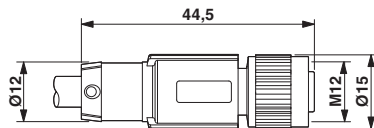
Dimensional drawing



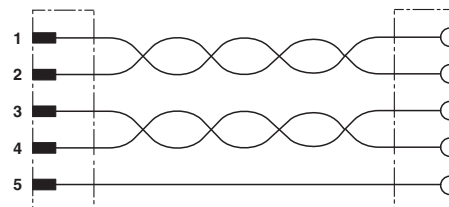
INTERBUS [900]

Plug, M12 x 1, straight, shielded

Dimensional drawing



Circuit diagram



M12 x 1 socket, straight, shielded

Contact assignment of the M12 connector and the M12 socket

Phoenix Contact 2018 © - all rights reserved  
<http://www.phoenixcontact.com>

PHOENIX CONTACT GmbH & Co. KG  
Flachsmarktstr. 8  
32825 Blomberg  
Germany  
Tel. +49 5235 300  
Fax +49 5235 3 41200  
<http://www.phoenixcontact.com>

## X-ON Electronics

Largest Supplier of Electrical and Electronic Components

*Click to view similar products for [Sensor Cables / Actuator Cables](#) category:*

*Click to view products by [Phoenix Contact](#) manufacturer:*

Other Similar products are found below :

[60963](#) [60964](#) [703000D02F2002](#) [703001D02F0602](#) [703001D02F300](#) [704000D02F120](#) [773032K02F030](#) [802027107404-1](#) [802027213811-1](#)  
[804001A09M150](#) [805001A09M0502](#) [84914-0235](#) [84914-0237](#) [885030A09M020](#) [8R4J30E03C3003](#) [1200651332](#) [1200651713](#) [1200660844](#)  
[1200660845](#) [1200661173](#) [1200680071](#) [1200720053](#) [1200720081](#) [1200720099](#) [1200720217](#) [1200800231](#) [1200860125](#) [1200870123](#)  
[1200980102](#) [1200650267](#) [1200650298](#) [1200660183](#) [1200660782](#) [1200660849](#) [1200661295](#) [1200661297](#) [1200661342](#) [1200661343](#)  
[1200670080](#) [1200670220](#) [1200680331](#) [1200720252](#) [1200730184](#) [1200860344](#) [1200870359](#) [1200870643](#) [1200980008](#) [1200980031](#)  
[1210502211](#) [1210400542](#)