

# Contact insert - HC-B 24-I-CT-M-48 - 1584978

Please be informed that the data shown in this PDF Document is generated from our Online Catalog. Please find the complete data in the user's documentation. Our General Terms of Use for Downloads are valid (<http://phoenixcontact.com/download>)



HEAVYCON pin insert, B24 series, 24-pos., 25 ... 48 printed, crimp connection

## Your advantages

- For fast coding with plastic profile



## Key Commercial Data

Packing unit	1 pc
GTIN	
GTIN	4046356156189

## Technical data

### General

Note	For HEAVYCON ADVANCE housing of B24 type and HEAVYCON housing of B24/B48 type, crimp contacts CK 2,5-ED (crimp contacts not included in the scope of supply).
	Connectors may be operated only when there is no load/voltage.
Connection method	Crimp connection
Torque	0.8 Nm ... 1.2 Nm (PE connection)
	0.5 Nm ... 0.8 Nm (Mounting screws for mounting in the HEAVYCON housing)
Degree of pollution	3
Overvoltage category	III
Number of positions	24+PE
Insertion/withdrawal cycles	≥ 500
Size	B24
	B48
Contact numbering	25 - 48
Conductor cross section	0.5 mm <sup>2</sup> ... 4 mm <sup>2</sup>

# Contact insert - HC-B 24-I-CT-M-48 - 1584978

## Technical data

### General

Connection cross section AWG	20 ... 12
Stripping length of the individual wire	7.5 mm
Assembly instructions	To ensure correct use, installation in housing with IP54 protection or better is required
Connection	Remove the crimp contact using a screwdriver. The opening for the screwdriver is next to the opening where the conductor is inserted.

### Ambient conditions

Degree of protection (IP)	IP20
Ambient temperature (operation)	-40 °C ... 125 °C (including heating up of contacts)

### Material data

Contact material	Copper alloy
Contact surface material	Ag (alternatively Au)
Contact carrier material	PA
Standards/regulations	PA: Fire protection in rail vehicles - requirement sets R22 and R23 acc. to DIN EN 45545-2 (Risk level HL1 - HL2)
	PA: Fire protection in rail vehicles - requirement set R24 acc. to DIN EN 45545-2 (Risk level HL1 - HL3)

### Electrical characteristics

Rated voltage (III/3)	500 V
Rated surge voltage	6 kV
Rated current	16 A

### Standards and Regulations

Connection in acc. with standard	CSA
Constructional and testing regulations	DIN EN 61984
	DIN EN 60664
	IEC 60352
Flammability rating according to UL 94	V0
Standards/regulations	acc. to DIN EN 45545-2


### Environmental Product Compliance

China RoHS	Environmentally friendly use period: unlimited = EFUP-e
	No hazardous substances above threshold values

## Drawings

## Contact insert - HC-B 24-I-CT-M-48 - 1584978

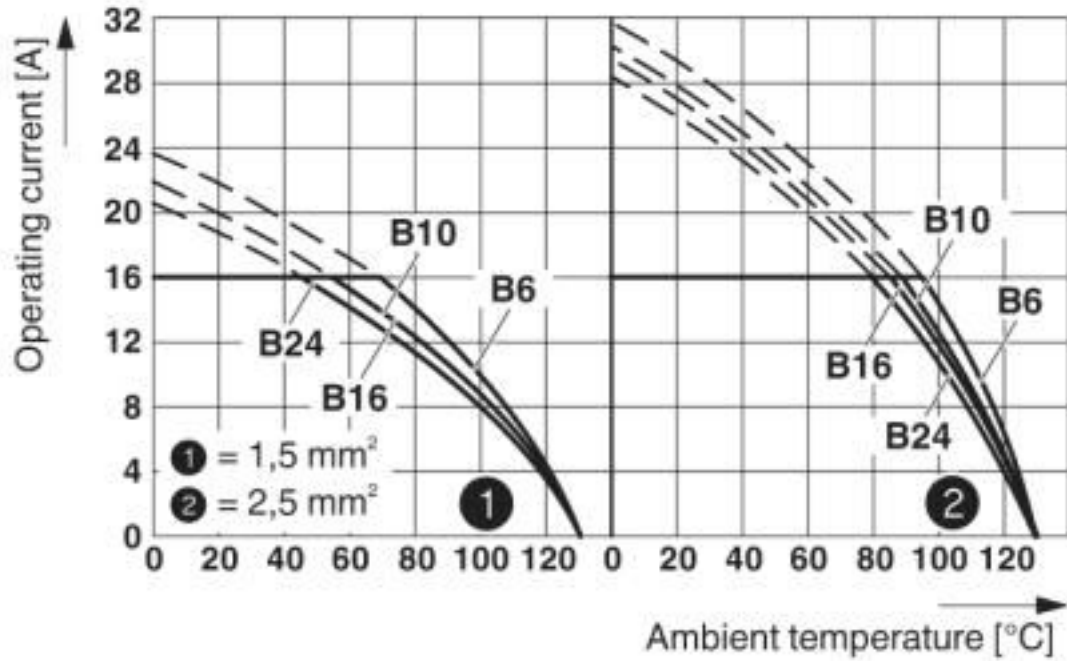
Schematic diagram



Connector pin assignment, connection side

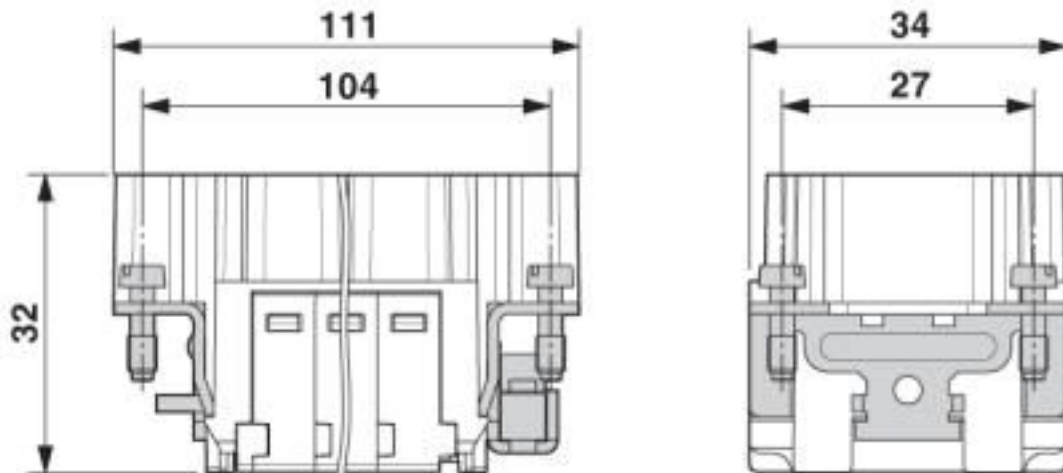
# Contact insert - HC-B 24-I-CT-M-48 - 1584978

Diagram



Derating diagram

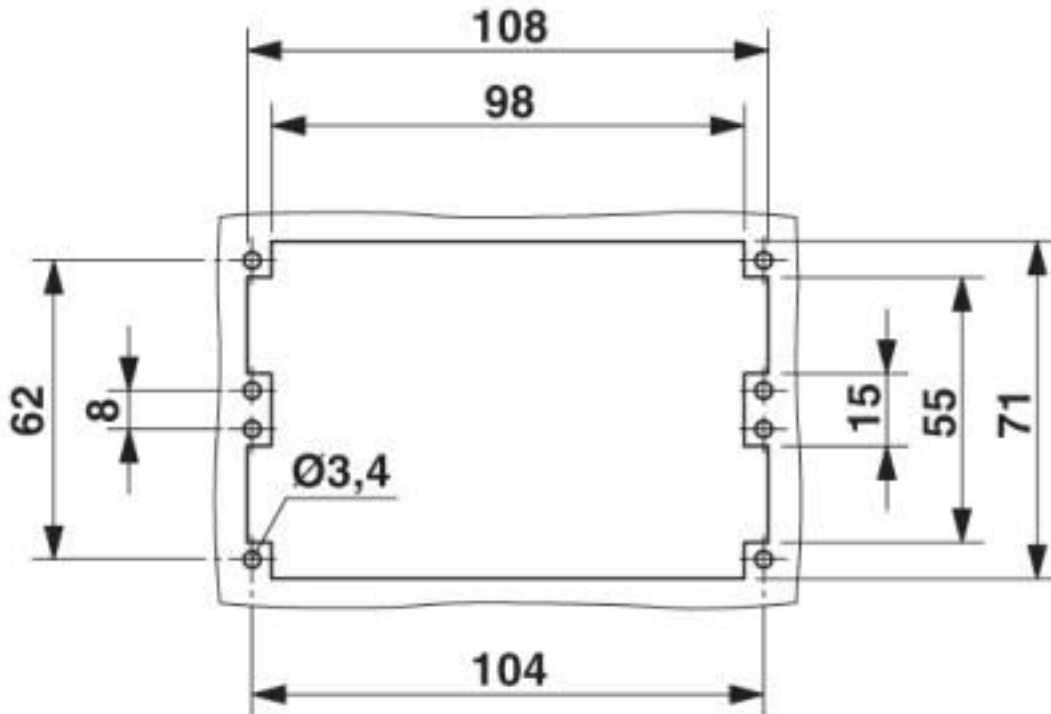
Dimensional drawing



Male insert

# Contact insert - HC-B 24-I-CT-M-48 - 1584978

Dimensional drawing



Mounting cutout when used without housing

## Classifications

### eCl@ss

eCl@ss 10.0.1	27440205
eCl@ss 4.0	27140800
eCl@ss 4.1	27140800
eCl@ss 5.0	27143400
eCl@ss 5.1	27261200
eCl@ss 6.0	27261200
eCl@ss 7.0	27440205
eCl@ss 8.0	27440205
eCl@ss 9.0	27440205

### ETIM

ETIM 3.0	EC000438
ETIM 4.0	EC000438
ETIM 5.0	EC000438
ETIM 6.0	EC000438
ETIM 7.0	EC000438

# Contact insert - HC-B 24-I-CT-M-48 - 1584978

## Classifications

### UNSPSC

UNSPSC 6.01	30211923
UNSPSC 7.0901	39121522
UNSPSC 11	39121522
UNSPSC 12.01	39121522
UNSPSC 13.2	39121522
UNSPSC 18.0	39121522
UNSPSC 19.0	39121522
UNSPSC 20.0	39121522
UNSPSC 21.0	39121522

## Approvals


### Approvals


#### Approvals

CSA / UL Recognized / cUL Recognized / EAC / DNV GL / EAC / cULus Recognized

#### Ex Approvals

### Approval details

CSA		<a href="http://www.csagroup.org/services-industries/product-listing/">http://www.csagroup.org/services-industries/product-listing/</a>	013631_6233_01
Nominal voltage UN	600 V		
Nominal current IN	20 A		
mm²/AWG/kcmil	20-12		

UL Recognized		<a href="http://database.ul.com/cgi-bin/XYV/template/LISEXT/1FRAME/index.htm">http://database.ul.com/cgi-bin/XYV/template/LISEXT/1FRAME/index.htm</a>	FILE E 118976
Nominal voltage UN	600 V		
Nominal current IN	13 A		
mm²/AWG/kcmil	22-14		

# Contact insert - HC-B 24-I-CT-M-48 - 1584978

## Approvals

cUL Recognized		<a href="http://database.ul.com/cgi-bin/XYV/template/LISEXT/1FRAME/index.htm">http://database.ul.com/cgi-bin/XYV/template/LISEXT/1FRAME/index.htm</a>	FILE E 118976
Nominal voltage UN		600 V	
Nominal current IN		13 A	
mm²/AWG/kcmil		22-14	

EAC		RU C- DE.AI30.B.01102
-----	--	--------------------------

DNV GL		<a href="https://approvalfinder.dnvgl.com/">https://approvalfinder.dnvgl.com/</a>	TAE000037S
--------	--	---	------------

EAC		RU C- DE.BL08.B.00511
-----	--	--------------------------

cULus Recognized	
------------------	--

## Accessories

Accessories

Assembly tool

Assembly tool - UNIFOX MT-CK 1.6/2.5 - 1089092



Assembly tool, for CK 1.6... crimp contacts for small conductor cross sections

Coding element

## Contact insert - HC-B 24-I-CT-M-48 - 1584978

### Accessories

Coding profile - CP-HC - 1686478



Coding profile, 4 coding profiles per strip, for insertion in coding keyways

---

Coding element - HC-CBU - 1676860



Coding socket for coding up to 16 connectors

---

Coding bolt - HC-CB - 1772722



Coding pin, prevents mismatching of up to six connectors with an identical number of positions

---

Coding element - HC-CST - 1676857



Coding peg for coding up to 16 connectors

---

### Crimp contact

Crimp contact - CK2,5-ED-0,50ST AG - 1663572



Turned 2.5 crimp contact, individual male contact, core diameter 0.5 mm<sup>2</sup>, silver-plated

---



## Contact insert - HC-B 24-I-CT-M-48 - 1584978

### Accessories

Crimp contact - CK2,5-ED-0,75ST AG - 1663585



Turned 2.5 crimp contact, individual male contact, core diameter 0.75 mm<sup>2</sup>, silver-plated

---

Crimp contact - CK2,5-ED-1,00ST AG - 1663598



Turned 2.5 crimp contact, individual male contact, core diameter 0.75 to 1.00 mm<sup>2</sup>, silver-plated

---

Crimp contact - CK2,5-ED-1,50ST AG - 1663608



Turned 2.5 crimp contact, individual male contact, core diameter 1.5 mm<sup>2</sup>, silver-plated

---

Crimp contact - CK2,5-ED-2,50ST AG - 1663611



Turned 2.5 crimp contact, individual male contact, core diameter 2.5 mm<sup>2</sup>, silver-plated

---

Crimp contact - CK2,5-ED-3,00ST AG - 1663624



Turned 2.5 crimp contact, individual male contact, core diameter 3.00 mm<sup>2</sup>, silver-plated

---

## Contact insert - HC-B 24-I-CT-M-48 - 1584978

### Accessories

Crimp contact - CK2,5-ED-4,00ST AG - 1663637



Turned 2.5 crimp contact, individual male contact, core diameter 4.00 mm<sup>2</sup>, silver-plated

---

Crimp contact - CK2,5-ED-0,50ST AU - 1674804



Turned 2.5 crimp contact, individual male contact, core diameter 0.5 mm<sup>2</sup>, gold-plated

---

Crimp contact - CK2,5-ED-1,00ST AU - 1674781



Turned 2.5 crimp contact, individual male contact, core diameter 0.75 to 1.0 mm<sup>2</sup>, gold-plated

---

Crimp contact - CK2,5-ED-1,50ST AU - 1674778



Turned 2.5 crimp contact, individual male contact, core diameter 1.5 mm<sup>2</sup>, gold-plated

---

Crimp contact - CK2,5-ED-2,50ST AU - 1674817



Turned 2.5 crimp contact, individual male contact, core diameter 2.5 mm<sup>2</sup>, gold-plated

---

## Contact insert - HC-B 24-I-CT-M-48 - 1584978

### Accessories

Crimp contact - CK2,5-ED-4,00ST AU - 1674794



Turned 2.5 crimp contact, individual male contact, core diameter 4.00 mm<sup>2</sup>, gold-plated

---

### Crimping tool

Crimping pliers - CRIMPFOX-1,6/2,5-ED-4,0 - 1687419



Crimping pliers, for turned contacts, CK 1.6 ED... and CK 2.5 ED...

---

### Docking frame

Docking frames - HC-B 24-ANDOCK - 1586141



Docking frame for racks, for contact inserts of B24 type, with four M5 flat headed screws, rack balance x/y axis +/- 1.5 mm

---

### Mounting material

Screw - HC-B-PES - 1604997



PE screw, for contact inserts HC-B / HC-BB / HC-DD / HC-D40 / HC-D64

---

PE multiplier - HC-B-3PE - 1644326



PE multiplier, for three PE connections, for HC-B (besides HC-B..E..ZZ) / HC-BB / HC-DD / HC-D40 / HC-D64 contact inserts

## Contact insert - HC-B 24-I-CT-M-48 - 1584978

### Accessories

Strain relief clamp - HC-B-ZG - 1685327



Strain relief clamps contact inserts of series: B-, BB-, D 40, D 64, DD and HV, straight cable exit

---

Strain relief clamp - HC-B-ZS - 1685330



Strain relief clamps contact inserts of series: B-, BB-, D 40, D 64, DD and HV, lateral cable exit

---

### Additional products

Contact insert - HC-B 24-I-CT-F-48 - 1584981



HEAVYCON female insert, B24 series, 24-pos., 25 ... 48 printed, crimp connection

---

Phoenix Contact 2020 © - all rights reserved  
<http://www.phoenixcontact.com>

PHOENIX CONTACT GmbH & Co. KG  
Flachsmarktstr. 8  
32825 Blomberg  
Germany  
Tel. +49 5235 300  
Fax +49 5235 3 41200  
<http://www.phoenixcontact.com>

## X-ON Electronics

Largest Supplier of Electrical and Electronic Components

*Click to view similar products for [Heavy Duty Power Connectors](#) category:*

*Click to view products by [Phoenix Contact](#) manufacturer:*

Other Similar products are found below :

[647757-1](#) [6643411-1](#) [6646058-2](#) [6646137-1](#) [6646138-1](#) [6646479-1](#) [6646608-1](#) [6646786-1](#) [6646940-1](#) [6651091-1](#) [6651525-1](#) [6651529-1](#)  
[6651788-1](#) [696475-1](#) [702-32-01109](#) [703-25-02205](#) [73000005059](#) [73000005642](#) [73080255059](#) [73080965046](#) [765-15-0080A](#) [765-16-0080B](#)  
[765-18-0080D](#) [829992-1](#) [902-77-02113](#) [PS00/A0620/6300](#) [PS25/A0420/63](#) [129-1J](#) [1409400](#) [AN0024023](#) [E6374G1](#) [e6389g2](#) [157-43GW8](#)  
[MS3117-14AC](#) [1643543-1](#) [1650540-1](#) [1651811-2](#) [1766260-1](#) [1766282-1](#) [1766966-1](#) [1791340000](#) [NLDFT-3-BL-L-S120-M40A](#) [NLDFT-N-](#)  
[W-L-C240-M40B](#) [NLS-2-R-C240-M40B](#) [NLS-N-W-C240-M40B](#) [NPS-3-BL-T6](#) [1986615-1](#) [2-1589900-8](#) [2199314-1](#) [KA8102](#)