

Contact insert module - HC-M-04-MOD-STC - 1585618


Please be informed that the data shown in this PDF Document is generated from our Online Catalog. Please find the complete data in the user's documentation. Our General Terms of Use for Downloads are valid (<http://phoenixcontact.com/download>)



HEAVYCON contact insert module, shock-proof pins, 4-pos. to 40 A, crimp connection



Key Commercial Data

Packing unit	2 pc
Minimum order quantity	2 pc
GTIN	 4 046356 290036
GTIN	4046356290036

Technical data

Dimensions

Height	44.6 mm
Width	34.2 mm
Length	14.6 mm

Electrical characteristics

Rated voltage (III/3)	830 V
Rated current	40 A
Rated surge voltage	8 kV
Connection profile	4

Ambient conditions

Ambient temperature (operation)	-40 °C ... 125 °C
---------------------------------	-------------------

Mechanical characteristics

Conductor cross section	1.5 mm ² ... 6 mm ²
Connection cross section AWG	16 ... 10
Stripping length of the individual wire	9 mm (for 1.5 ... 2.5 mm ²) 9.6 mm (4 mm ² ... 6 mm ²)

Contact insert module - HC-M-04-MOD-STC - 1585618

Technical data

Mechanical characteristics

Contact diameter	4 mm
Insertion/withdrawal cycles	≥ 500

General

Note	For HEAVYCON HC-B6 to B48 housing, HC-M-MHR... hinged retaining frame required, crimp connection (crimp contacts not supplied as standard)
Series	HC-M-04
Number of module slots	1
Connection method	Crimp connection
Contact type	turned
Flammability rating according to UL 94	V0
Degree of pollution	3
Overvoltage category	III
Assembly instructions	For housing heights ≥ 52 mm. Plug-in connections may only be operated only when there is no load/voltage.
Connection	The module cannot be used simultaneously with the HC-B...-TMB-SD-IP65 and HC-B...-TMS-SD-IP65 protective covers.

Material data

Contact material	Copper alloy
Contact surface material	Ag
Contact carrier material	PC

Standards and Regulations

Connection in acc. with standard	UL
Flammability rating according to UL 94	V0

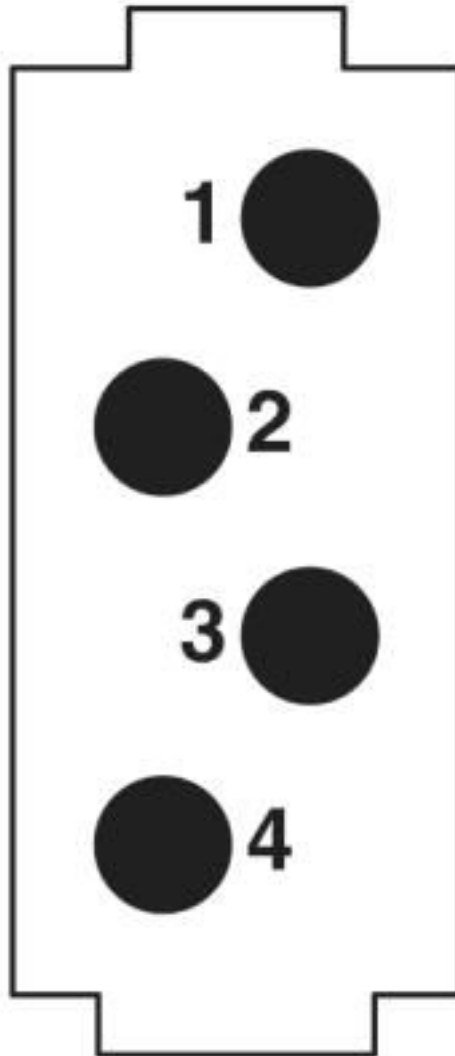
Environmental Product Compliance

China RoHS	Environmentally friendly use period: unlimited = EFUP-e
	No hazardous substances above threshold values

Drawings

Contact insert module - HC-M-04-MOD-STC - 1585618

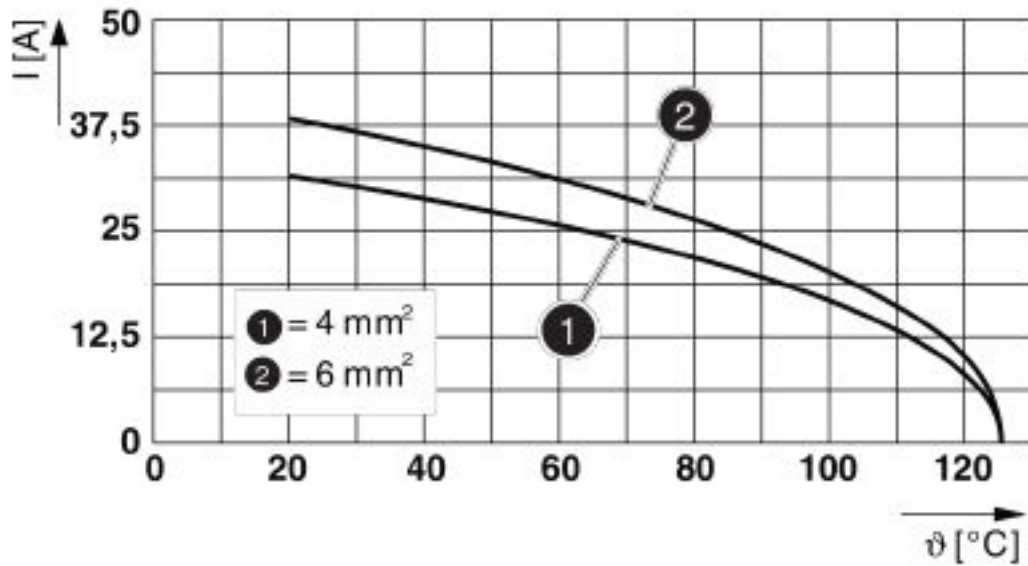
Schematic diagram



Connector pin assignment, connection side

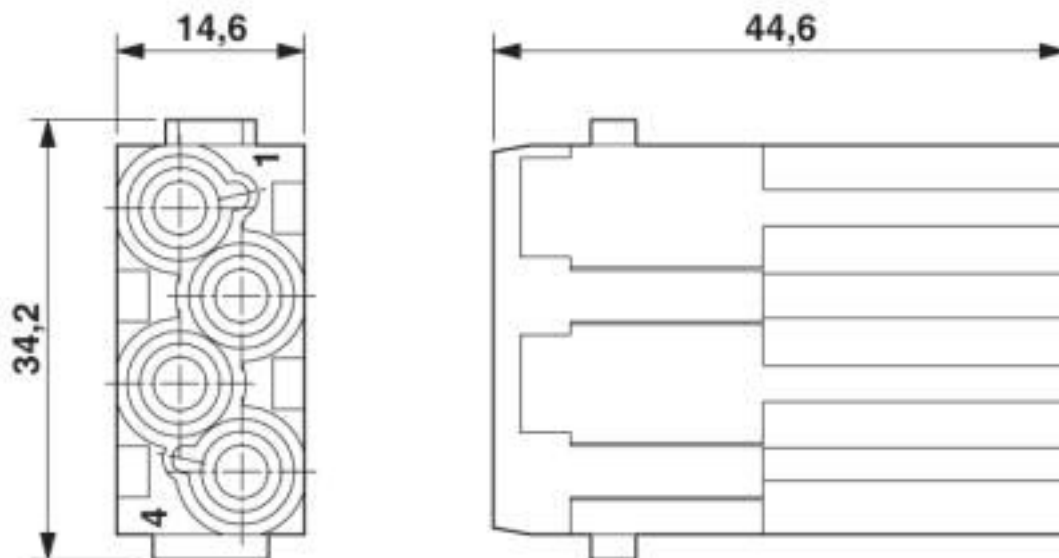
Contact insert module - HC-M-04-MOD-STC - 1585618

Diagram



Derating diagram (6 modules in HC-B 24 housing)

Dimensional drawing



Pin module

Classifications

eCl@ss

eCl@ss 4.0	272607xx
eCl@ss 4.1	27260701
eCl@ss 5.0	27143424

Contact insert module - HC-M-04-MOD-STC - 1585618

Classifications

eCl@ss

eCl@ss 5.1	27261200
eCl@ss 6.0	27261200
eCl@ss 7.0	27440205
eCl@ss 8.0	27440205
eCl@ss 9.0	27440217

ETIM

ETIM 3.0	EC000438
ETIM 4.0	EC000438
ETIM 5.0	EC000438
ETIM 6.0	EC000438

UNSPSC

UNSPSC 6.01	30211923
UNSPSC 7.0901	39121522
UNSPSC 11	39121522
UNSPSC 12.01	39121522
UNSPSC 13.2	39121522
UNSPSC 19.0	39121522

Accessories

Accessories

Crimp contact

Crimp contact - CK4,0-ED-1,50ST AG - 1663239



Turned 4.0 crimp contact, individual male contact, core diameter 1.5 mm², silver-plated

Crimp contact - CK4,0-ED-2,50ST AG - 1663242



Turned 4.0 crimp contact, individual male contact, core diameter 2.50 mm², silver-plated

Contact insert module - HC-M-04-MOD-STC - 1585618

Accessories

Crimp contact - CK4,0-ED-4,00ST AG - 1663255



Turned 4.0 crimp contact, individual male contact, core diameter 4.00 mm², silver-plated

Crimp contact - CK4,0-ED-6,00ST AG - 1663268



Turned 4.0 crimp contact, individual male contact, core diameter 6.00 mm², silver-plated

Crimp contact - CK4,0-ED-10,00ST AG - 1586198



Turned 4.0 crimp contact, single male contact, 10 mm² conductor cross section, silver-plated

Crimping tool

Crimping pliers - CRIMPFOX-TC 4 - 1212113



Crimping pliers, for CK 1,6-ED..., CK 2,5-ED..., CK 4,0-ED... turned contacts, 4 marked die stations, unlockable pressure lock, lateral entry, incl. positioning tool

Crimping pliers - CRIMPFOX-TC 10 - 1212114



Crimping pliers, for turned contacts with a pin diameter of 4.0 mm, two marked die stations, pressure lock can be released, lateral entry, incl. positioning help

Universal tools

Contact insert module - HC-M-04-MOD-STC - 1585618

Accessories

Contact removal tool - UNIFOX RT-CK 4.0 - 1072064



Contact removal tool, for rotated CK-4,0-... contacts

Phoenix Contact 2020 © - all rights reserved
<http://www.phoenixcontact.com>

PHOENIX CONTACT GmbH & Co. KG
Flachsmarktstr. 8
32825 Blomberg
Germany
Tel. +49 5235 300
Fax +49 5235 3 41200
<http://www.phoenixcontact.com>

X-ON Electronics

Largest Supplier of Electrical and Electronic Components

Click to view similar products for [Heavy Duty Power Connectors](#) category:

Click to view products by [Phoenix Contact](#) manufacturer:

Other Similar products are found below :

[647757-1](#) [6643411-1](#) [6646058-2](#) [6646137-1](#) [6646138-1](#) [6646479-1](#) [6646608-1](#) [6646786-1](#) [6646940-1](#) [6651091-1](#) [6651525-1](#) [6651529-1](#)
[6651788-1](#) [696475-1](#) [702-32-01109](#) [703-25-02205](#) [73000005059](#) [73000005642](#) [765-15-0080A](#) [765-16-0080B](#) [765-18-0080D](#) [829992-1](#)
[902-77-02113](#) [PS00/A0620/6300](#) [129-1J](#) [1409400](#) [AN0024023](#) [E6374G1](#) [e6389g2](#) [157-43GW8](#) [MS3117-14AC](#) [1643543-1](#) [1650540-1](#)
[1651811-2](#) [1766260-1](#) [1766282-1](#) [1766966-1](#) [1791340000](#) [NLDFT-3-BL-L-S120-M40A](#) [NLDFT-N-W-L-C240-M40B](#) [NLS-2-R-C240-](#)
[M40B](#) [NLS-N-W-C240-M40B](#) [NPS-3-BL-T6](#) [1986615-1](#) [2-1589900-8](#) [2199314-1](#) [KA8102](#) [9300480317](#) [SBS50BRN#6](#) [29131](#)