

# Contact insert - HC-HS 2-D7-ESTS - 1586277


Please be informed that the data shown in this PDF Document is generated from our Online Catalog. Please find the complete data in the user's documentation. Our General Terms of Use for Downloads are valid (<http://phoenixcontact.com/download>)



HEAVYCON female insert, HS2 series, 2+PE-pos., axial screw connection



## Key Commercial Data

Packing unit	10 pc
GTIN	 4 046356 410229
GTIN	4046356410229

## Technical data

### General

Note	for HC-D7 housing, axial connection 2.0 mm, Allen key
	Connectors may be operated only when there is no load/voltage.
	The axial screw connection must be established using a 2 mm Allen key (for stranded conductors only)
Connection method	Axial screw connection
Tightening torque	1.8 Nm
Degree of pollution	3
Overvoltage category	III
Number of positions	2+PE
No. of power contacts	2
No. of control contacts	0
Insertion/withdrawal cycles	≥ 500
Size	D7
Contact numbering	1 - 2
Conductor cross section	4 mm <sup>2</sup> ... 10 mm <sup>2</sup> (The cross section specification refers to the geometric cross section of the cable used)
Connection cross section AWG	10 ... 8
Stripping length of the individual wire	8 mm +1

# Contact insert - HC-HS 2-D7-ESTS - 1586277

## Technical data

### General

Assembly instructions	To ensure correct use, installation in housing with IP54 protection or better is required
Connection	<p>Note regarding axial connection technology:                      Only for stranded wires. The specified conductor cross sections refer to the geometric cross section of the cable used.                      Cables with a geometric cross section which deviates significantly from the nominal cable cross section must be checked before use.                      The axial connection technology connection space is designed for fine strand cables according to VDE 0295 Class 5. Deviating cable structures (e.g., Class 6 cables) must be checked before use.                      Assembly instructions                      Before assembly, ensure that the tapered screw is fully loosened (chamber is open). Cables must not be twisted. The wires must be pushed into the contact chamber as far as they will go (until the insulation touches the contact). Hold the wires in position and tighten using an Allen key. The used wire end must be cut off before reconnection. The terminal screw must only be retightened once to prevent the litz wires from breaking. To prevent damage to the contact, the wire/cable must be mechanically held at an appropriate distance from the connection point (e.g., when used in a plate cut out). For notes on correct execution, see DIN VDE 0100-520:2003-06. Unused connections must be tightened with maximum torque.</p>

### Ambient conditions

Ambient temperature (operation)	-40 °C ... 125 °C (including heating up of contacts)
---------------------------------	--

### Material data

Contact material	Copper alloy
Contact surface material	Ag
Contact carrier material	PC

### Electrical characteristics

Rated voltage (III/3)	400 V
Rated surge voltage	6 kV
Rated current	40 A

### Standards and Regulations

Connection in acc. with standard	CUL
Constructional and testing regulations	DIN VDE 0627/86
	DIN VDE 0110/02.79
	DIN VDE 0110-1/04.97
	IEC 60664-1, DIN IEC 60512
	IEC 60352
Flammability rating according to UL 94	V0

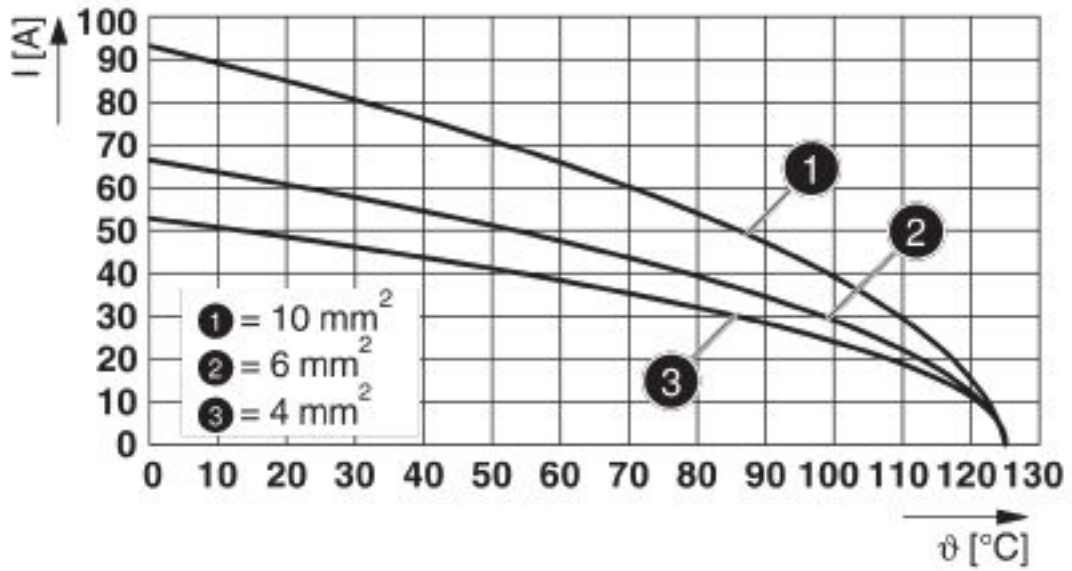
### Environmental Product Compliance

REACH SVHC	Lead 7439-92-1
China RoHS	Environmentally Friendly Use Period = 50 years
	For details about hazardous substances go to tab "Downloads", Category "Manufacturer's declaration"

# Contact insert - HC-HS 2-D7-ESTS - 1586277

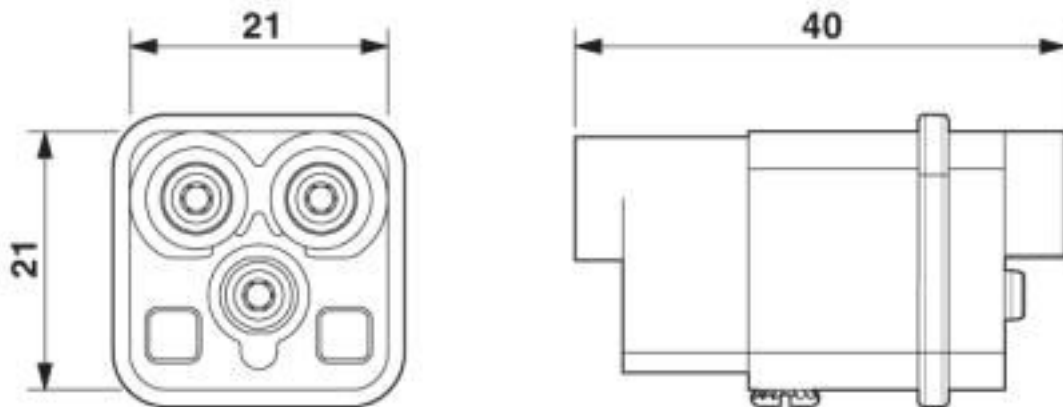
## Drawings

Diagram



Derating diagram

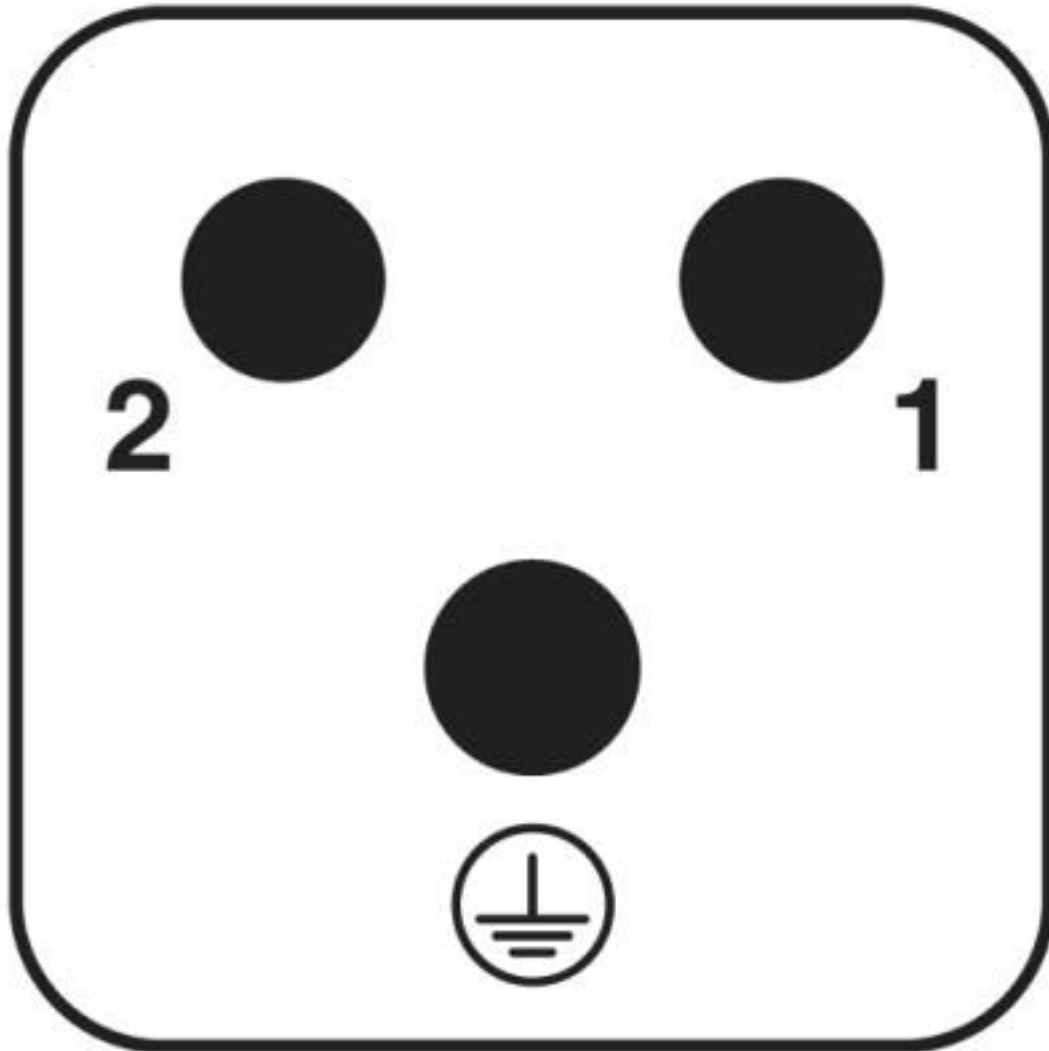
Dimensional drawing



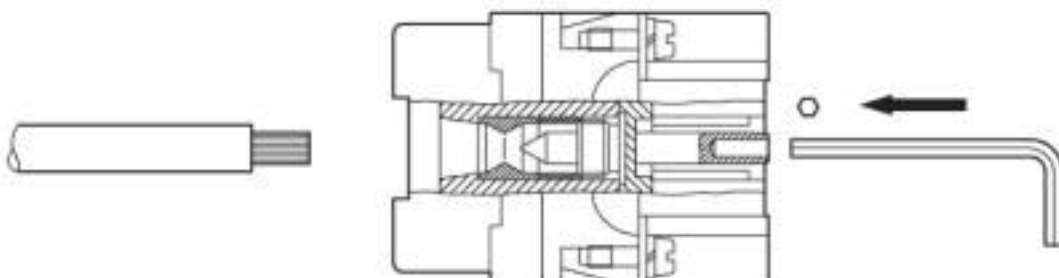
Male insert

# Contact insert - HC-HS 2-D7-ESTS - 1586277

Schematic diagram



Schematic diagram



Axial connection

# Contact insert - HC-HS 2-D7-ESTS - 1586277

## Classifications

### eCl@ss

eCl@ss 10.0.1	27440205
eCl@ss 4.0	27140800
eCl@ss 4.1	27140800
eCl@ss 5.0	27143400
eCl@ss 5.1	27261200
eCl@ss 6.0	27261200
eCl@ss 7.0	27440205
eCl@ss 8.0	27440205
eCl@ss 9.0	27440205

### ETIM

ETIM 3.0	EC000438
ETIM 4.0	EC000438
ETIM 5.0	EC000438
ETIM 6.0	EC000438
ETIM 7.0	EC000438

### UNSPSC

UNSPSC 6.01	30211923
UNSPSC 7.0901	39121522
UNSPSC 11	39121522
UNSPSC 12.01	39121522
UNSPSC 13.2	39121522
UNSPSC 18.0	39121522
UNSPSC 19.0	39121522
UNSPSC 20.0	39121522
UNSPSC 21.0	39121522

## Approvals

### Approvals

---

Approvals

EAC / EAC / DNV GL

---

Ex Approvals

---

### Approval details

# Contact insert - HC-HS 2-D7-ESTS - 1586277

## Approvals

EAC		RU C- DE.AI30.B.01102
-----	--	--------------------------

EAC		RU C- DE.BL08.B.00511
-----	--	--------------------------

DNV GL		<a href="https://approvalfinder.dnvgl.com/">https://approvalfinder.dnvgl.com/</a>	TAE000037S
--------	--	---	------------

## Accessories

### Accessories

#### Coding element

Coding profile - HC-HS 2-CP - 1586280



Coding profile, for coding HC-HS 2-D7-E...S, 4 coding profiles per strip (40 strips per unit pack)

## Mounting material

Sealing screw - HC-D 7-DS-IP65 - 1686229



Sealing screw, size: Countersunk head, IP67, replacement part for D7 size HEAVYCON housing

## Screwdriver tools

Screwdriver - SF-BIT-HEX 2-50 - 1212645



Screw bit, hexagon, E6.3-1/4" drive, size: Hex 2 x 50 mm, hardened, suitable for holder according to DIN 3126-F6.3/ISO 1173

## Seal

## Contact insert - HC-HS 2-D7-ESTS - 1586277

### Accessories

Profile gasket - HC-D07-SP-RBK - 1419622



Profile gasket, type: D7, for pin inserts

---

### Torque tool

Torque screwdriver - TSD-M 3NM - 1212225



Torque screw driver, accuracy as per EN ISO 6789 standard, adjustable from 1.2 - 3 Nm

---

### Additional products

Contact insert - HC-HS 2-D7-EBUS - 1586264



HEAVYCON female insert, HS2 series, 2+PE-pos., axial screw connection

---

Phoenix Contact 2020 © - all rights reserved  
<http://www.phoenixcontact.com>

PHOENIX CONTACT GmbH & Co. KG  
Flachsmarktstr. 8  
32825 Blomberg  
Germany  
Tel. +49 5235 300  
Fax +49 5235 3 41200  
<http://www.phoenixcontact.com>

## X-ON Electronics

Largest Supplier of Electrical and Electronic Components

*Click to view similar products for [Heavy Duty Power Connectors](#) category:*

*Click to view products by [Phoenix Contact](#) manufacturer:*

Other Similar products are found below :

[647757-1](#) [6643411-1](#) [6646058-2](#) [6646137-1](#) [6646138-1](#) [6646479-1](#) [6646608-1](#) [6646786-1](#) [6646940-1](#) [6651091-1](#) [6651525-1](#) [6651529-1](#)  
[6651788-1](#) [696475-1](#) [702-32-01109](#) [703-25-02205](#) [73000005059](#) [73000005642](#) [73080255059](#) [73080965046](#) [765-15-0080A](#) [765-16-0080B](#)  
[765-18-0080D](#) [829992-1](#) [902-77-02113](#) [PS00/A0620/6300](#) [PS25/A0420/63](#) [129-1J](#) [1409400](#) [AN0024023](#) [E6374G1](#) [e6389g2](#) [157-43GW8](#)  
[MS3117-14AC](#) [1643543-1](#) [1650540-1](#) [1651811-2](#) [1766260-1](#) [1766282-1](#) [1766966-1](#) [1791340000](#) [NLDFT-3-BL-L-S120-M40A](#) [NLDFT-N-](#)  
[W-L-C240-M40B](#) [NLS-2-R-C240-M40B](#) [NLS-N-W-C240-M40B](#) [NPS-3-BL-T6](#) [1986615-1](#) [2-1589900-8](#) [2199314-1](#) [KA8102](#)