

Cable connector - SF-7ES1N8A8LB2 - 1605607

Please be informed that the data shown in this PDF Document is generated from our Online Catalog. Please find the complete data in the user's documentation. Our General Terms of Use for Downloads are valid (<http://phoenixcontact.com/download>)




Cable connector, straight long, Screw locking, M23, number of positions: 4+3+PE, type of contact: Socket, shielded: yes, cable diameter range: 12 mm ... 15 mm, number of positions: 8, connection method: Crimp connection

Your advantages

- ✓ Consistent EMC protection for reliable connection solutions in the industrial environment
- ✓ Crimping connection: vibration- and temperature-resistant assembly
- ✓ Flexible use: reliably connect various cable diameters
- ✓ Molded designs with pre-assembled cables on one or both sides



Key Commercial Data

| | |
|--------------|---|
| Packing unit | 1 pc |
| GTIN |  4 046356 253949 |
| GTIN | 4046356253949 |

Technical data

General

| | |
|-------------------------------------|---|
| Note | Order information: Order crimp contacts 4 x Ø 1 mm, 4 x Ø 2 mm separately |
| Type of locking | Screw locking |
| Coding | N |
| Contact connection method | Crimp connection |
| Type of contacts | Socket |
| Number of positions | 8 |
| Contact diameter of power contacts | 2 mm |
| Rated current for power contacts | 30 A |
| Contact diameter of signal contacts | 1 mm |
| Nominal current per signal contact | 9 A |
| Conductor entry | 12 mm ... 15 mm |
| Pg housing screw connection | none |

Cable connector - SF-7ES1N8A8LB2 - 1605607

Technical data

Ambient conditions

| | |
|----------------------|-------------------|
| Ambient temperature | -40 °C ... 125 °C |
| Degree of protection | IP67 |

Material

| | |
|----------------------------|--|
| Housing material | Turned parts: copper zinc alloy (CuZn), die-cast parts: zinc (GD-Zn) |
| Insulator material | PA 6.6 |
| Gasket and O-ring material | FPM |

Specifications according to DIN EN 61984:2001

| | |
|--|--------|
| Installation height max. | 3000 m |
| Nominal / operating voltage of power contacts | 630 V |
| Rated surge voltage of power contacts | 6 kV |
| Overvoltage category of power contacts | III |
| Degree of pollution of power contacts | 3 |
| Nominal / operating voltage of signal contacts | 250 V |
| Rated surge voltage of signal contacts | 4 kV |
| Overvoltage category of signal contacts | III |
| Degree of pollution of signal contacts | 3 |

Standards and Regulations

| | |
|-------------|--|
| Safety note | WARNING: The connectors may not be plugged in or disconnected under load. Ignoring the warning or improper use may damage persons and/or property. |
| | <ul style="list-style-type: none"> • WARNING: Commission properly functioning products only. The products must be regularly inspected for damage. Decommission defective products immediately. Replace damaged products. Repairs are not possible. |
| | <ul style="list-style-type: none"> • WARNING: Only electrically qualified personnel may install and operate the product. They must observe the following safety notes. The qualified personnel must be familiar with the basics of electrical engineering. They must be able to recognize and prevent danger. The relevant symbol on the packaging indicates that only personnel familiar with electrical engineering are allowed to install and operate the product. |
| | <ul style="list-style-type: none"> • The products are suitable for applications in plant, controller, and electrical device engineering. |
| | <ul style="list-style-type: none"> • When operating the connectors in outdoor applications, they must be separately protected against environmental influences. |
| | <ul style="list-style-type: none"> • Assembled products may not be manipulated or improperly opened. |
| | <ul style="list-style-type: none"> • Only use mating connectors that are specified in the technical data of the standards listed (e.g. the ones listed in the product accessories online at phoenixcontact.com/products). |
| | <ul style="list-style-type: none"> • When using the product in direct connection with third-party manufacturers, the user is responsible. |
| | <ul style="list-style-type: none"> • For operating voltages > 50 V AC, conductive connector housings must be grounded |
| | <ul style="list-style-type: none"> • Ensure that the protective or functional ground has been properly connected. |

Cable connector - SF-7ES1N8A8LB2 - 1605607

Technical data

Standards and Regulations

| | |
|--|--|
| | <ul style="list-style-type: none"> • VDE 0100/1.97 § 411.1.3.2 and DIN EN 60 204/11.98 § 14.1.3 are applicable when combining several circuits in a cable and/or connector |
| | <ul style="list-style-type: none"> • Only use tools recommended by Phoenix Contact |
| | <ul style="list-style-type: none"> • The installation notes/Design In documents online on the download page at phoenixcontact.com/products must be observed for this product. |
| | <ul style="list-style-type: none"> • Operate the connector only when it is fully plugged in and interlocked. |
| | <ul style="list-style-type: none"> • Ensure that when laying the cable, the tensile load on the connectors does not exceed the upper limit specified in the standards. |
| | <ul style="list-style-type: none"> • Observe the minimum bending radius of the cable. Lay the cable without twisting it. |
| | <ul style="list-style-type: none"> • The connector warms up in normal operation. Depending on the ambient conditions, the surface of the connector can continue to warm up. In this case, the user is responsible for posting warnings (e.g. DIN EN ISO 13732-1:2008-12). |

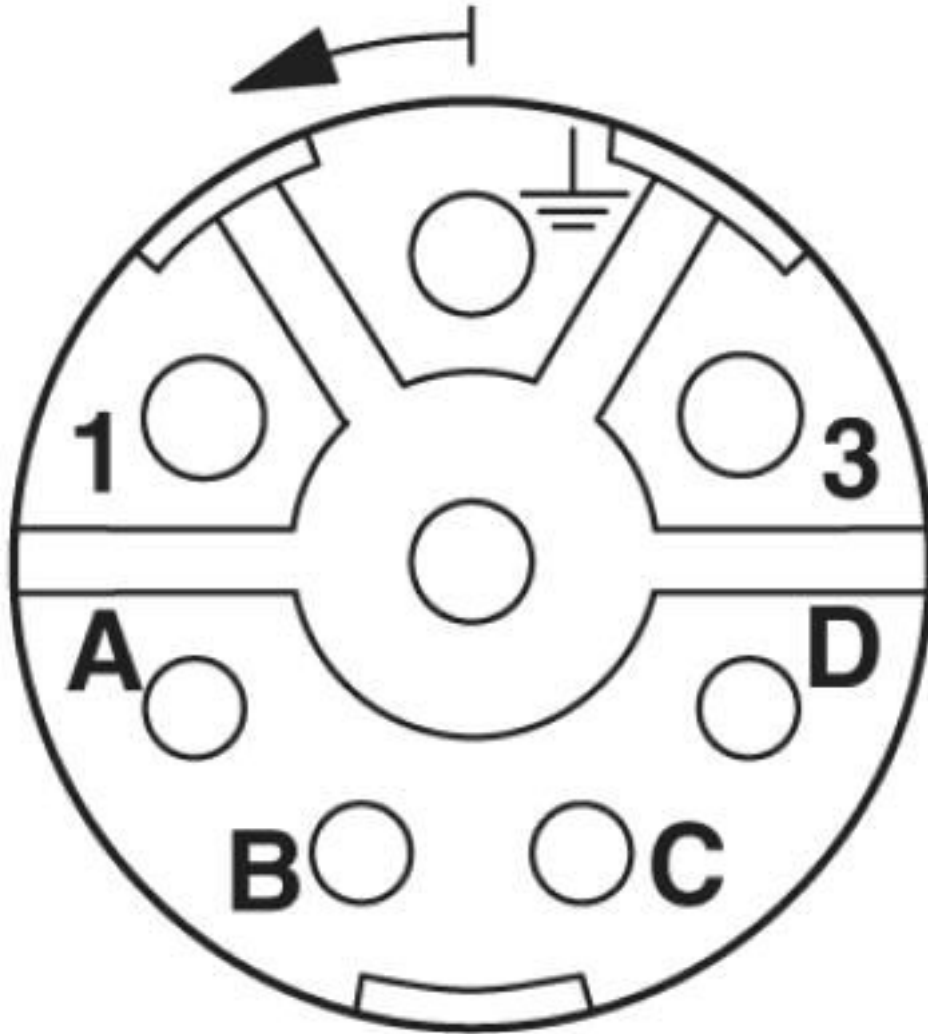
Environmental Product Compliance

| | |
|------------|---|
| REACH SVHC | Lead 7439-92-1 |
| China RoHS | Environmentally Friendly Use Period = 50 years |
| | For details about hazardous substances go to tab "Downloads", Category "Manufacturer's declaration" |

Drawings

Cable connector - SF-7ES1N8A8LB2 - 1605607

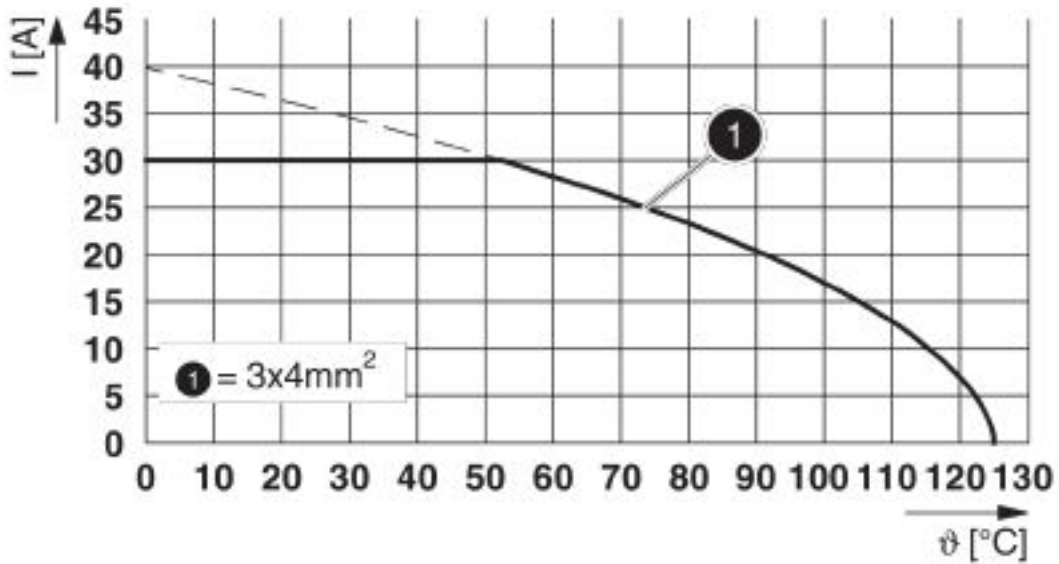
Schematic diagram



Connector pin assignment

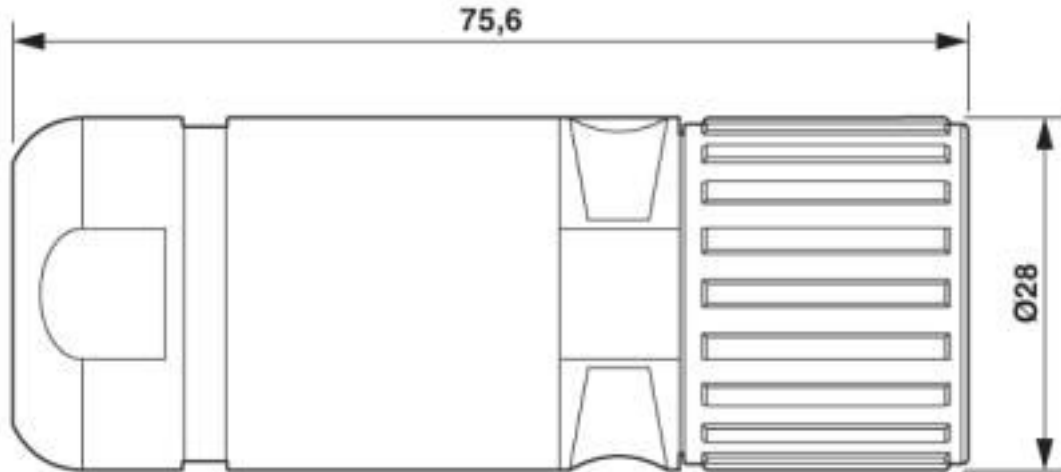
Cable connector - SF-7ES1N8A8LB2 - 1605607

Diagram



I = current strength, T = ambient temperature

Dimensional drawing



Dimensional drawing

Classifications

eCl@ss

| | |
|---------------|----------|
| eCl@ss 10.0.1 | 27440102 |
| eCl@ss 4.0 | 27260700 |
| eCl@ss 4.1 | 27260700 |
| eCl@ss 5.0 | 27260700 |
| eCl@ss 5.1 | 27260700 |

Cable connector - SF-7ES1N8A8LB2 - 1605607

Classifications

eCl@ss

| | |
|------------|----------|
| eCl@ss 6.0 | 27260700 |
| eCl@ss 7.0 | 27440102 |
| eCl@ss 8.0 | 27440102 |
| eCl@ss 9.0 | 27440102 |

ETIM

| | |
|----------|----------|
| ETIM 3.0 | EC001121 |
| ETIM 4.0 | EC001121 |
| ETIM 5.0 | EC002635 |
| ETIM 6.0 | EC002061 |

UNSPSC

| | |
|---------------|----------|
| UNSPSC 6.01 | 43172015 |
| UNSPSC 7.0901 | 43201404 |
| UNSPSC 11 | 43172015 |
| UNSPSC 12.01 | 43201404 |
| UNSPSC 13.2 | 39121413 |
| UNSPSC 18.0 | 39121413 |
| UNSPSC 19.0 | 39121413 |
| UNSPSC 20.0 | 39121413 |
| UNSPSC 21.0 | 39121413 |

Approvals


Approvals

Approvals

UL Recognized / cUL Recognized / EAC / cULus Recognized

Ex Approvals

Approval details

| | | |
|----------------------------|---|--|
| UL Recognized |  | http://database.ul.com/cgi-bin/XYV/template/LISEXT/1FRAME/index.htm E153698-20041116 |
| Nominal voltage UN | 600 V | |
| Nominal current IN | 27 A | |
| mm ² /AWG/kcmil | 12 | |

Cable connector - SF-7ES1N8A8LB2 - 1605607

Approvals

| | | |
|----------------------------|-------|--|
| cUL Recognized | | http://database.ul.com/cgi-bin/XYV/template/LISEXT/1FRAME/index.htm E153698-20041116 |
| Nominal voltage UN | 600 V | |
| Nominal current IN | 18 A | |
| mm ² /AWG/kcmil | 12 | |

| | | |
|-----|--|---------|
| EAC | | B.01687 |
|-----|--|---------|

| | |
|------------------|--|
| cULus Recognized | |
|------------------|--|

Accessories

Accessories

Circular connectors (device side)

Hook wrench - SF-Z0027 - 1607455



Hook wrench

Crimp contact

Crimp contact - SF-7PS2000 - 1605636



Crimp contact, turned, Single contact, contact diameter: 2 mm, crimp range: 0.25 mm² ... 1 mm²

Crimp contact - SF-7NS2000 - 1605631



Crimp contact, turned, Single contact, contact diameter: 2 mm, crimp range: 0.75 mm² ... 1.5 mm²

Cable connector - SF-7ES1N8A8LB2 - 1605607

Accessories

Crimp contact - SF-7QS2000 - 1605643



Crimp contact, turned, Single contact, contact diameter: 2 mm, crimp range: 1 mm² ... 2.5 mm²

Crimp contact - SF-7MS2000 - 1605628



Crimp contact, turned, Single contact, contact diameter: 2 mm, crimp range: 4 mm² ... 4 mm²

Crimp contact - SF-6CS2000 - 1605562



Crimp contact, turned, Single contact, contact diameter: 1 mm, crimp range: 0.06 mm² ... 0.25 mm²

Crimp contact - SF-6FS2000 - 1605566



Crimp contact, turned, Single contact, contact diameter: 1 mm, crimp range: 0.5 mm² ... 1.5 mm²

Crimp contact - SF-10KS004 - 1607356



Crimp contact, turned, Single contact, contact diameter: 1 mm, crimp range: 0.14 mm² ... 0.5 mm²

Cable connector - SF-7ES1N8A8LB2 - 1605607

Accessories

Crimp contact - SF-6AS2000 - 1605557



Crimp contact, turned, Single contact, contact diameter: 1 mm, crimp range: 0.25 mm² ... 1 mm²

Mounting material

Color-coding - SF-Z0064 - 1620585



Color-coding, color: green

Color-coding - SF-Z0065 - 1620586



Color-coding, color: orange

Color-coding - SF-Z0066 - 1620587



Color-coding, color: black

Torque screwdriver - SF-Z0028 - 1607456



Torque screwdriver

Cable connector - SF-7ES1N8A8LB2 - 1605607

Accessories

Square mounting flange - SF-Z0068 - 1620927



Square mounting flange, 4xM3, flange dimensions: 38 mm x 38 mm

Protective cover

Protective cap - RC-Z2058 - 1604223



Plastic protection cap for connectors with M23 knurled nut

Plastic anti-static dust protection cap - RC-Z2468 - 1611796



Plastic protection cap, antistatic, for connectors with M23 knurled nut

Metal protective cap - SC-Z2322 - 1605459



Metal dust protection cap with steel wire for power plugs with M23 knurled nuts

Phoenix Contact 2020 © - all rights reserved
<http://www.phoenixcontact.com>

PHOENIX CONTACT GmbH & Co. KG
Flachsmarktstr. 8
32825 Blomberg
Germany
Tel. +49 5235 300
Fax +49 5235 3 41200
<http://www.phoenixcontact.com>

X-ON Electronics

Largest Supplier of Electrical and Electronic Components

Click to view similar products for [Circular Metric Connectors](#) category:

Click to view products by [Phoenix Contact](#) manufacturer:

Other Similar products are found below :

[600X518037X](#) [6STD15PCR99B70A](#) [8R4000A16M020](#) [8R5000A16M005](#) [1200910002](#) [1203580030](#) [1200910008](#) [1200910011](#) [1300140094](#)
[130203-0054](#) [1300140026](#) [1300150099](#) [RF-12S1N8A90DU](#) [1-3637-600-5205](#) [1612618](#) [21036836414](#) [8R4006A16M010](#) [1604232](#)
[1R3006A20M005](#) [RF-12P1N8A90DU](#) [41-40011](#) [42-00006](#) [42-01015](#) [4-22279-4](#) [4-22281-1](#) [4-22284-9](#) [43-00113](#) [43-01088](#) [43-01203](#) [41-](#)
[40013](#) [42-00008](#) [43-00343](#) [43-01026](#) [43-01162](#) [43-01173](#) [43-10000](#) [XS3P-M421-2](#) [600X518050X](#) [SACC-DSI-FS-5P-PG9-L180 SC](#)
[8R5006A16M020](#) [8R5006A16M005](#) [8R4000A16M010](#) [6-22279-3](#) [1605332](#) [N03FA03144](#) [1300140077](#) [43-16213](#) [43-01338](#) [XS2RD4265](#)
[XS2R-D426-1](#)