

# Coupler connector - SL-5EP1N8A9002 - 1607500

Please be informed that the data shown in this PDF Document is generated from our Online Catalog. Please find the complete data in the user's documentation. Our General Terms of Use for Downloads are valid (<http://phoenixcontact.com/download>)



Coupler connector, straight, Screw locking, M58, number of positions: 2+3+PE, type of contact: Pin, shielded: yes, cable diameter range: 17 mm ... 25 mm, number of positions: 6, connection method: Crimp connection


The figure shows the 8-pos. (4+3+PE) product version

## Your advantages

- Consistent EMC protection for reliable connection solutions in the industrial environment
- Crimping connection: vibration- and temperature-resistant assembly
- Reliable transmission of high electrical power



## Key Commercial Data

Packing unit	1 pc
GTIN	 4 046356 271653
GTIN	4046356271653

## Technical data

### General

Note	Order information: Order crimp contacts 2 x Ø 1.6 mm, 4 x Ø 10 mm separately
Type of locking	Screw locking
Coding	N
Contact connection method	Crimp connection
Type of contacts	Pin
Number of positions	6
Contact diameter of power contacts	10 mm
Rated current for power contacts	150 A
Contact diameter of signal contacts	1.6 mm
Nominal current per signal contact	12 A
Conductor entry	17 mm ... 25 mm

# Coupler connector - SL-5EP1N8A9002 - 1607500

## Technical data

### General

Pg housing screw connection	none
-----------------------------	------

### Ambient conditions

Ambient temperature	-40 °C ... 120 °C
Degree of protection	IP67

### Material

Housing material	Aluminum
Insulator material	PA 6.6
Gasket and O-ring material	FPM

### Specifications according to DIN EN 61984:2001

Installation height max.	2000 m
Nominal / operating voltage of power contacts	630 V
Rated surge voltage of power contacts	6 kV
Overvoltage category of power contacts	III
Degree of pollution of power contacts	3
Nominal / operating voltage of signal contacts	250 V
Rated surge voltage of signal contacts	4 kV
Overvoltage category of signal contacts	III
Degree of pollution of signal contacts	3

### Standards and Regulations

Safety note	WARNING: The connectors may not be plugged in or disconnected under load. Ignoring the warning or improper use may damage persons and/or property.
	<ul style="list-style-type: none"> <li>• WARNING: Commission properly functioning products only. The products must be regularly inspected for damage. Decommission defective products immediately. Replace damaged products. Repairs are not possible.</li> </ul>
	<ul style="list-style-type: none"> <li>• WARNING: Only electrically qualified personnel may install and operate the product. They must observe the following safety notes. The qualified personnel must be familiar with the basics of electrical engineering. They must be able to recognize and prevent danger. The relevant symbol on the packaging indicates that only personnel familiar with electrical engineering are allowed to install and operate the product.</li> </ul>
	<ul style="list-style-type: none"> <li>• The products are suitable for applications in plant, controller, and electrical device engineering.</li> </ul>
	<ul style="list-style-type: none"> <li>• When operating the connectors in outdoor applications, they must be separately protected against environmental influences.</li> </ul>
	<ul style="list-style-type: none"> <li>• Assembled products may not be manipulated or improperly opened.</li> </ul>
	<ul style="list-style-type: none"> <li>• Only use mating connectors that are specified in the technical data of the standards listed (e.g. the ones listed in the product accessories online at <a href="https://www.phoenixcontact.com/products">phoenixcontact.com/products</a>).</li> </ul>
	<ul style="list-style-type: none"> <li>• When using the product in direct connection with third-party manufacturers, the user is responsible.</li> </ul>
	<ul style="list-style-type: none"> <li>• For operating voltages &gt; 50 V AC, conductive connector housings must be grounded</li> </ul>

# Coupler connector - SL-5EP1N8A9002 - 1607500

## Technical data

### Standards and Regulations

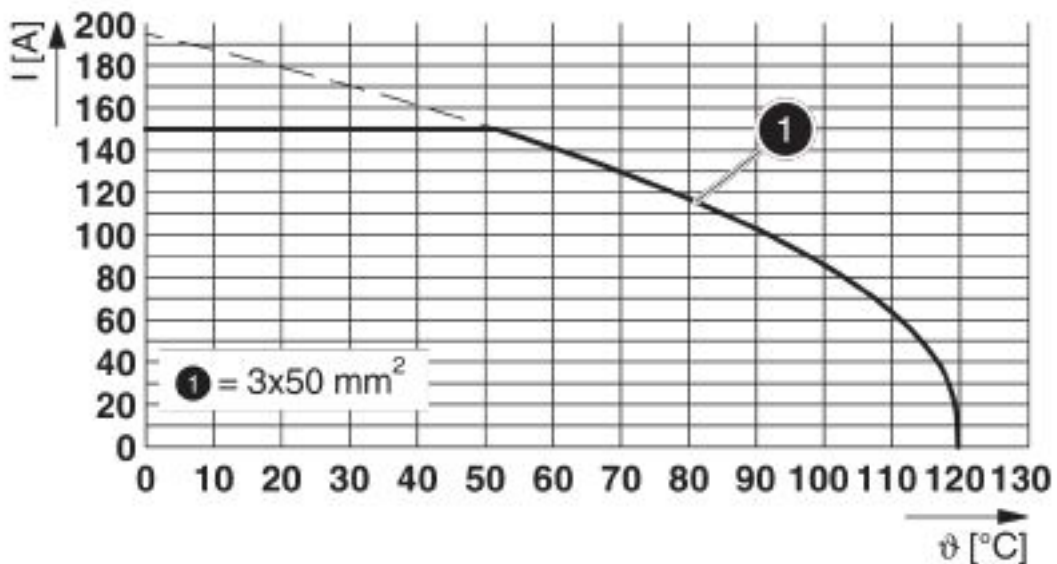
	<ul style="list-style-type: none"> <li>• Ensure that the protective or functional ground has been properly connected.</li> </ul>
	<ul style="list-style-type: none"> <li>• VDE 0100/1.97 § 411.1.3.2 and DIN EN 60 204/11.98 § 14.1.3 are applicable when combining several circuits in a cable and/or connector</li> </ul>
	<ul style="list-style-type: none"> <li>• Only use tools recommended by Phoenix Contact</li> </ul>
	<ul style="list-style-type: none"> <li>• The installation notes/Design In documents online on the download page at phoenixcontact.com/products must be observed for this product.</li> </ul>
	<ul style="list-style-type: none"> <li>• Operate the connector only when it is fully plugged in and interlocked.</li> </ul>
	<ul style="list-style-type: none"> <li>• Ensure that when laying the cable, the tensile load on the connectors does not exceed the upper limit specified in the standards.</li> </ul>
	<ul style="list-style-type: none"> <li>• Observe the minimum bending radius of the cable. Lay the cable without twisting it.</li> </ul>
	<ul style="list-style-type: none"> <li>• The connector warms up in normal operation. Depending on the ambient conditions, the surface of the connector can continue to warm up. In this case, the user is responsible for posting warnings (e.g. DIN EN ISO 13732-1:2008-12).</li> </ul>

### Environmental Product Compliance

REACH SVHC	Lead 7439-92-1
China RoHS	Environmentally Friendly Use Period = 50 years
	For details about hazardous substances go to tab "Downloads", Category "Manufacturer's declaration"

## Drawings

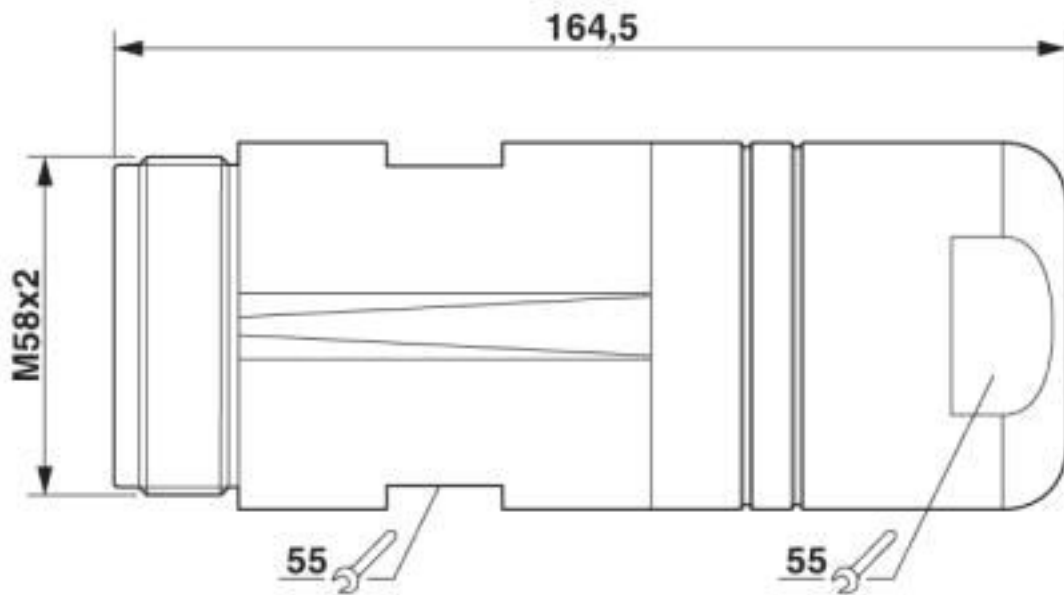
Diagram



I = current strength, T = ambient temperature

## Coupler connector - SL-5EP1N8A9002 - 1607500

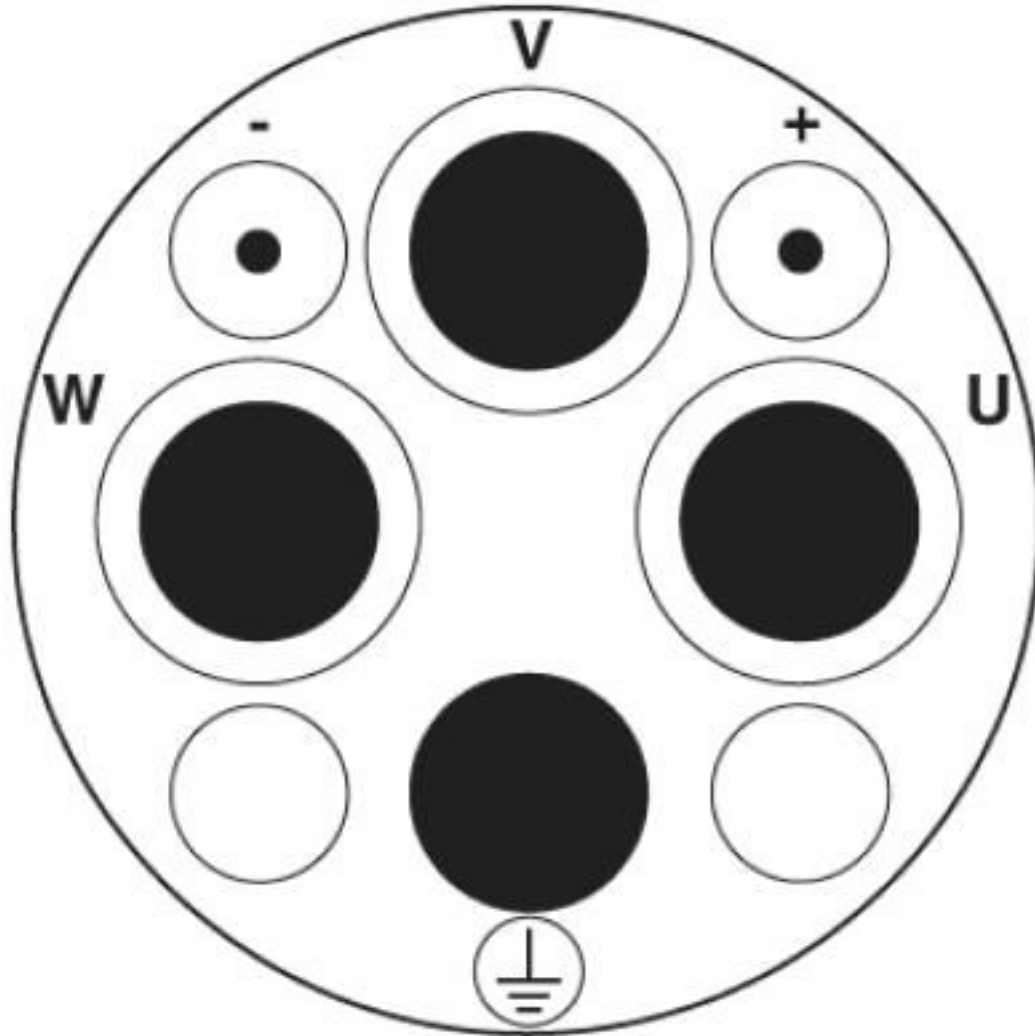
Dimensional drawing



Dimensional drawing

# Coupler connector - SL-5EP1N8A9002 - 1607500

Schematic diagram



Connector pin assignment

## Classifications

eCl@ss

eCl@ss 10.0.1	27440102
eCl@ss 4.0	27260700
eCl@ss 4.1	27260700
eCl@ss 5.0	27260700
eCl@ss 5.1	27260700
eCl@ss 6.0	27260700
eCl@ss 7.0	27440102
eCl@ss 8.0	27440102

# Coupler connector - SL-5EP1N8A9002 - 1607500

## Classifications

### eCl@ss

eCl@ss 9.0	27440102
------------	----------

### ETIM

ETIM 3.0	EC001121
ETIM 4.0	EC001121
ETIM 5.0	EC002635
ETIM 6.0	EC002061

### UNSPSC

UNSPSC 6.01	43172015
UNSPSC 7.0901	43201404
UNSPSC 11	43172015
UNSPSC 12.01	43201404
UNSPSC 13.2	39121413
UNSPSC 18.0	39121413
UNSPSC 19.0	39121413
UNSPSC 20.0	39121413
UNSPSC 21.0	39121413

## Approvals

### Approvals

---

Approvals
-----------

EAC
-----

---

Ex Approvals
--------------

### Approval details

EAC		B.01687
-----	--	---------

## Accessories

### Accessories

Crimp contact

## Coupler connector - SL-5EP1N8A9002 - 1607500

### Accessories

Crimp contact - SL-1CKP010 - 1607911



Crimp contact, turned, contact diameter: 10 mm, crimp range: 10 mm<sup>2</sup> ... 10 mm<sup>2</sup>

---

Crimp contact - SL-1CKP020 - 1607912



Crimp contact, turned, contact diameter: 10 mm, crimp range: 16 mm<sup>2</sup> ... 16 mm<sup>2</sup>

---

Crimp contact - SL-1CKP030 - 1607913



Crimp contact, turned, contact diameter: 10 mm, crimp range: 25 mm<sup>2</sup> ... 25 mm<sup>2</sup>

---

Crimp contact - SL-1CKP040 - 1607914



Crimp contact, turned, contact diameter: 10 mm, crimp range: 35 mm<sup>2</sup> ... 35 mm<sup>2</sup>

---

Crimp contact - SL-1CKP050 - 1607915



Crimp contact, turned, contact diameter: 10 mm, crimp range: 50 mm<sup>2</sup> ... 50 mm<sup>2</sup>

---

## Coupler connector - SL-5EP1N8A9002 - 1607500

### Accessories

Crimp contact - SL-16KP010 - 1607909



Crimp contact, turned, contact diameter: 1.6 mm, crimp range: 0.75 mm<sup>2</sup> ... 1.5 mm<sup>2</sup>

---

Protective cap - SL-Z0005 - 1607926



Plastic protection cap for connectors with M58 external thread

---

---

Phoenix Contact 2020 © - all rights reserved  
<http://www.phoenixcontact.com>

PHOENIX CONTACT GmbH & Co. KG  
Flachsmarktstr. 8  
32825 Blomberg  
Germany  
Tel. +49 5235 300  
Fax +49 5235 3 41200  
<http://www.phoenixcontact.com>



## X-ON Electronics

Largest Supplier of Electrical and Electronic Components

*Click to view similar products for [Circular Metric Connectors](#) category:*

*Click to view products by [Phoenix Contact](#) manufacturer:*

Other Similar products are found below :

[600X518037X](#) [6STD15PCR99B70A](#) [8R4000A16M020](#) [8R5000A16M005](#) [1200910002](#) [1203580030](#) [1200910008](#) [1200910011](#) [1300140094](#)  
[130203-0054](#) [1300140026](#) [1300150099](#) [RF-12S1N8A90DU](#) [1612618](#) [21036836414](#) [8R4006A16M010](#) [8R5006A18A120](#) [1604232](#)  
[1R3006A20M005](#) [RF-12P1N8A80DU](#) [RF-12P1N8A90DU](#) [41-40011](#) [42-00006](#) [42-01015](#) [4-22279-4](#) [4-22281-1](#) [4-22284-9](#) [43-00113](#) [43-](#)  
[01088](#) [43-01203](#) [41-40013](#) [42-00008](#) [43-00343](#) [43-01032](#) [43-01162](#) [43-01173](#) [43-10000](#) [XS3P-M421-2](#) [600X518050X](#) [SACC-DSI-FS-5P-](#)  
[PG9-L180 SC](#) [8R5006A16M020](#) [8R5006A16M005](#) [8R4000A16M010](#) [6-22279-3](#) [1605332](#) [N03FA03144](#) [1300140077](#) [43-16213](#) [43-01338](#)  
[XS2RD4265](#)