

# Cable plug in molded plastic - K-3E - OE/5,0-A00/M23 F8 - 1619622

Please be informed that the data shown in this PDF Document is generated from our Online Catalog. Please find the complete data in the user's documentation. Our General Terms of Use for Downloads are valid (<http://phoenixcontact.com/download>)



Cable plug in molded plastic, length: 5 m, color of outer sheath: gray RAL 7001

## Your advantages

- ✓ Our standard: robust halogen-free PUR cable
- ✓ Simple and safe: 100% electrically tested and assembled ready for use
- ✓ Designs with pre-assembled cables on one or both sides
- ✓ High flexibility: customer-specific assemblies and cable lengths can be supplied



## Key Commercial Data

Packing unit	1 pc
Minimum order quantity	2 pc
GTIN	
GTIN	4046356638203

## Technical data

Conductor length	5 m
Nominal current	34 A

## Standards and Regulations

Safety note	<p>WARNING: The connectors may not be plugged in or disconnected under load. Ignoring the warning or improper use may damage persons and/or property.</p>
	<p>• WARNING: Commission properly functioning products only. The products must be regularly inspected for damage. Decommission defective products immediately. Replace damaged products. Repairs are not possible.</p>
	<p>• WARNING: Only electrically qualified personnel may install and operate the product. They must observe the following safety notes. The qualified personnel must be familiar with the basics of electrical engineering. They must be able to recognize and prevent danger. The</p>

# Cable plug in molded plastic - K-3E - OE/5,0-A00/M23 F8 - 1619622

## Technical data

### Standards and Regulations

	relevant symbol on the packaging indicates that only personnel familiar with electrical engineering are allowed to install and operate the product.
	<ul style="list-style-type: none"> <li>The products are suitable for applications in plant, controller, and electrical device engineering.</li> </ul>
	<ul style="list-style-type: none"> <li>When operating the connectors in outdoor applications, they must be separately protected against environmental influences.</li> </ul>
	<ul style="list-style-type: none"> <li>Assembled products may not be manipulated or improperly opened.</li> </ul>
	<ul style="list-style-type: none"> <li>Only use mating connectors that are specified in the technical data of the standards listed (e.g. the ones listed in the product accessories online at <a href="https://www.phoenixcontact.com/products">phoenixcontact.com/products</a>).</li> </ul>
	<ul style="list-style-type: none"> <li>When using the product in direct connection with third-party manufacturers, the user is responsible.</li> </ul>
	<ul style="list-style-type: none"> <li>For operating voltages &gt; 50 V AC, conductive connector housings must be grounded</li> </ul>
	<ul style="list-style-type: none"> <li>Ensure that the protective or functional ground has been properly connected.</li> </ul>
	<ul style="list-style-type: none"> <li>VDE 0100/1.97 § 411.1.3.2 and DIN EN 60 204/11.98 § 14.1.3 are applicable when combining several circuits in a cable and/or connector</li> </ul>
	<ul style="list-style-type: none"> <li>Only use tools recommended by Phoenix Contact</li> </ul>
	<ul style="list-style-type: none"> <li>The installation notes/Design In documents online on the download page at <a href="https://www.phoenixcontact.com/products">phoenixcontact.com/products</a> must be observed for this product.</li> </ul>
	<ul style="list-style-type: none"> <li>Operate the connector only when it is fully plugged in and interlocked.</li> </ul>
	<ul style="list-style-type: none"> <li>Ensure that when laying the cable, the tensile load on the connectors does not exceed the upper limit specified in the standards.</li> </ul>
	<ul style="list-style-type: none"> <li>Observe the minimum bending radius of the cable. Lay the cable without twisting it.</li> </ul>
	<ul style="list-style-type: none"> <li>The connector warms up in normal operation. Depending on the ambient conditions, the surface of the connector can continue to warm up. In this case, the user is responsible for posting warnings (e.g. DIN EN ISO 13732-1:2008-12).</li> </ul>

### Connector specifications

Type	straight plastic-sheathed
Thread type	M23
Locking type	Screw locking
Degree of protection	IP67, when in locked state
Number of positions	3+PE
Direction of rotation	Standard
Type of contact	Socket
Insertion/withdrawal cycles	50
Contact resistance	< 0.3 mΩ
Max. current	30 A
Voltage	630 V
Overvoltage category	III
Degree of pollution	3
Rated surge voltage	6 kV

## Cable plug in molded plastic - K-3E - OE/5,0-A00/M23 F8 - 1619622

### Technical data

#### Connector specifications

Ambient temperature (operation)	-40 °C ... 105 °C
---------------------------------	-------------------

#### Cable specifications

Type of cable	Ölflex Control TM
Shielded	yes
Cable structure	4G4
Cable structure (AWG)	Ölflex Control TM CY 4G4
External cable diameter	12.3 mm
Outer sheath, material	PVC
Material wire insulation	PVC
External sheath, color	gray RAL 7001
Nominal voltage, cable	600 V
Test voltage	2 kV
Rated current	34 A
Ambient temperature for fixed installation	-40 °C ... 90 °C
Resistance to oil	UL OIL RES I&II

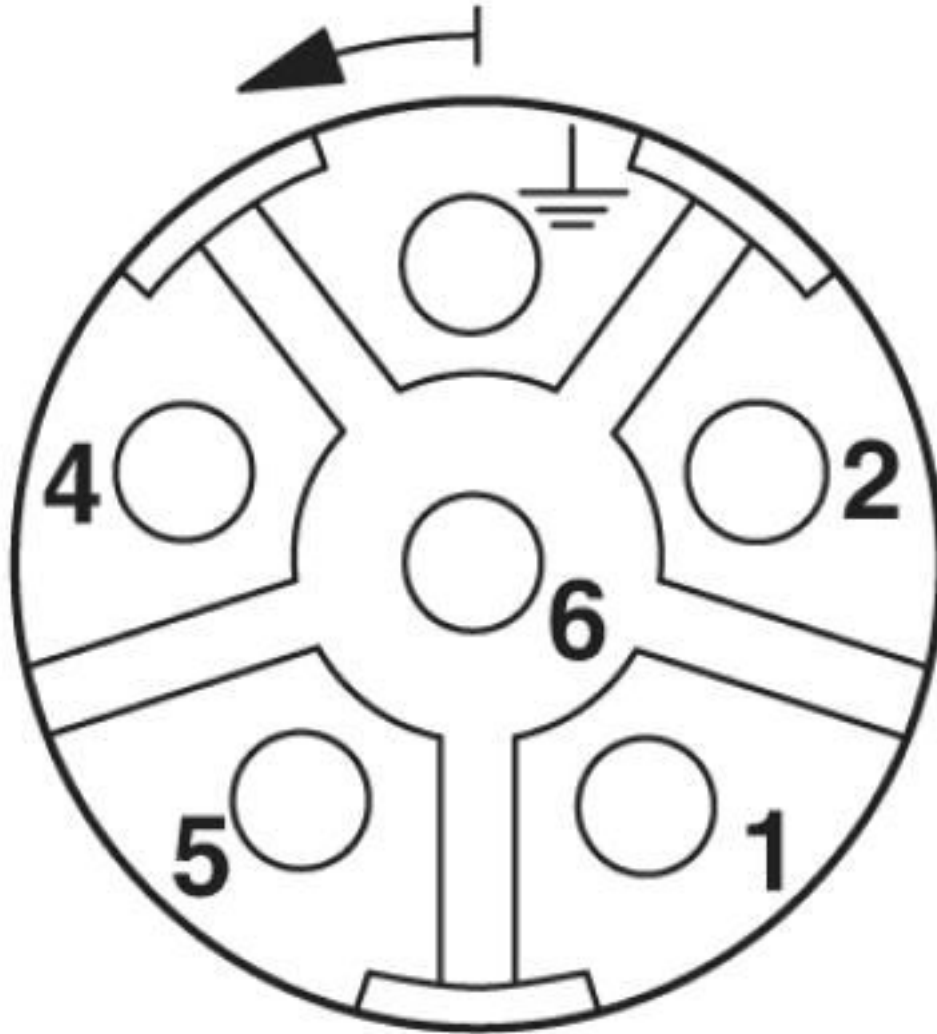
#### Environmental Product Compliance

REACH SVHC	Lead 7439-92-1
China RoHS	Environmentally Friendly Use Period = 50 years
	For details about hazardous substances go to tab "Downloads", Category "Manufacturer's declaration"

### Drawings

# Cable plug in molded plastic - K-3E - OE/5,0-A00/M23 F8 - 1619622

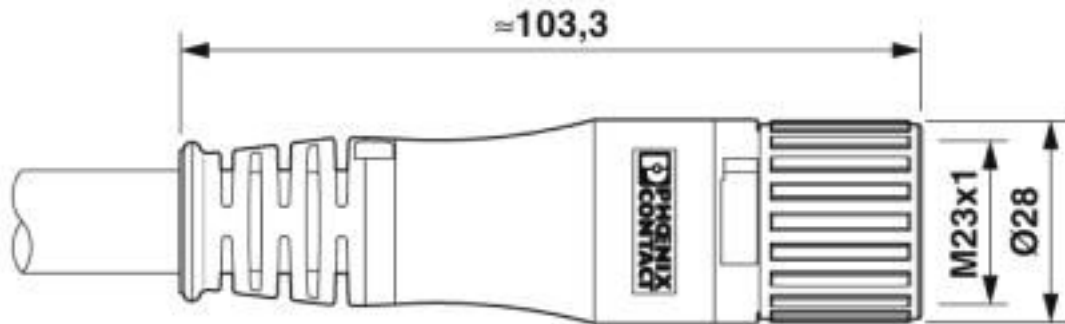
Schematic diagram



Do not use pin 1 and 6


# Cable plug in molded plastic - K-3E - OE/5,0-A00/M23 F8 - 1619622

Dimensional drawing



Dimensional drawing

Circuit diagram



Contact assignment of M23 plugs/sockets

## Classifications

eCl@ss

eCl@ss 10.0.1	27060106
eCl@ss 4.0	27260700
eCl@ss 4.1	27260700
eCl@ss 5.0	27260700
eCl@ss 5.1	27260700
eCl@ss 6.0	27062000
eCl@ss 7.0	27062011
eCl@ss 8.0	27062011
eCl@ss 9.0	27062011

ETIM

ETIM 3.0	EC001121
----------	----------

# Cable plug in molded plastic - K-3E - OE/5,0-A00/M23 F8 - 1619622

## Classifications

### ETIM

ETIM 4.0	EC001121
ETIM 5.0	EC001578
ETIM 6.0	EC001578
ETIM 7.0	EC003250

### UNSPSC

UNSPSC 6.01	43172015
UNSPSC 7.0901	43201404
UNSPSC 11	43172015
UNSPSC 12.01	43201404
UNSPSC 13.2	43201404
UNSPSC 18.0	39121465
UNSPSC 19.0	39121465
UNSPSC 20.0	39121465
UNSPSC 21.0	39121465

## Approvals

### Approvals

---

#### Approvals


UL Listed / cUL Listed / EAC / cULus Listed


---

#### Ex Approvals

---

### Approval details

UL Listed		<a href="http://database.ul.com/cgi-bin/XYV/template/LISEXT/1FRAME/index.htm">http://database.ul.com/cgi-bin/XYV/template/LISEXT/1FRAME/index.htm</a>	FILE E 335019
Nominal voltage UN		600 V	
Nominal current IN		25 A	

cUL Listed		<a href="http://database.ul.com/cgi-bin/XYV/template/LISEXT/1FRAME/index.htm">http://database.ul.com/cgi-bin/XYV/template/LISEXT/1FRAME/index.htm</a>	FILE E 335019
Nominal voltage UN		600 V	
Nominal current IN		25 A	

# Cable plug in molded plastic - K-3E - OE/5,0-A00/M23 F8 - 1619622

## Approvals

EAC		B.00286/19
-----	--	------------

cULus Listed		
--------------	--	--

## Accessories

### Accessories

#### Conductor marking

Insert label - PABA WH/15 - 1013151



Insert label, Strip, white, unlabeled, can be labeled with: CMS-P1-PLOTTER, mounting type: thread on, cable diameter range: 0.6 ... 50 mm, lettering field size: 15 x 4 mm, Number of individual labels: 20

Insert label - PABA YE/15 - 1013698



Insert label, Strip, yellow, unlabeled, can be labeled with: CMS-P1-PLOTTER, mounting type: thread on, cable diameter range: 0.6 ... 50 mm, lettering field size: 15 x 4 mm, Number of individual labels: 20

Insert label - PABA RD/15 - 1013944



Insert label, Strip, red, unlabeled, can be labeled with: CMS-P1-PLOTTER, mounting type: thread on, cable diameter range: 0.6 ... 50 mm, lettering field size: 15 x 4 mm, Number of individual labels: 20

## Cutting tools

Diagonal cutter - CUTFOX-S VDE - 1212207



Diagonal cutter for hard (piano wire) and soft wires, VDE 1000 V AC/1500 V DC tested

## Cable plug in molded plastic - K-3E - OE/5,0-A00/M23 F8 - 1619622

### Accessories

---

#### Marker carrier cable

Conductor marker carrier - PATG 5/23 - 0808024



Conductor marker carrier, transparent, unlabeled, mounting type: slide-on, cable diameter range: 10 ... 14 mm, lettering field size: 23 x 4 mm

---

#### Marker pen

Marker pen - B-STIFT - 1051993



Marker pen, for manual labeling of unprinted Zack strips, smear-proof and waterproof, line thickness 0.5 mm

---

#### Stripping tool

Stripping tool - WIREFOX 16 - 1212155



Stripping tool, for cables and conductors from 4 - 16 mm<sup>2</sup>, self-adjusting, stripping length of up to 18 mm, cutting capacity of up to 10 mm<sup>2</sup> stranded/1.5 mm<sup>2</sup> solid, replaceable stripping blade

---

Phoenix Contact 2020 © - all rights reserved  
<http://www.phoenixcontact.com>

PHOENIX CONTACT GmbH & Co. KG  
Flachsmarktstr. 8  
32825 Blomberg  
Germany  
Tel. +49 5235 300  
Fax +49 5235 3 41200  
<http://www.phoenixcontact.com>



## X-ON Electronics

Largest Supplier of Electrical and Electronic Components

*Click to view similar products for [Sensor Cables / Actuator Cables](#) category:*

*Click to view products by [Phoenix Contact](#) manufacturer:*

Other Similar products are found below :

[60963](#) [60964](#) [703000D02F2002](#) [703001D02F0602](#) [703001D02F300](#) [704000D02F120](#) [773032K02F030](#) [802027107404-1](#) [802027213811-1](#)  
[804001A09M150](#) [805001A09M0502](#) [84914-0235](#) [84914-0237](#) [885030A09M020](#) [8R4J30E03C3003](#) [1200651332](#) [1200651713](#) [1200660844](#)  
[1200660845](#) [1200661173](#) [1200680071](#) [1200720053](#) [1200720081](#) [1200720099](#) [1200720217](#) [1200800231](#) [1200860125](#) [1200870123](#)  
[1200980102](#) [1200650267](#) [1200650298](#) [1200660183](#) [1200660782](#) [1200660849](#) [1200661295](#) [1200661297](#) [1200661342](#) [1200661343](#)  
[1200670080](#) [1200670220](#) [1200680331](#) [1200720252](#) [1200730184](#) [1200860344](#) [1200870359](#) [1200870643](#) [1200980008](#) [1200980031](#)  
[1210502211](#) [1210400542](#)