

Device connector, front mounting - CA-06S1NC22S00 - 1619916

Please be informed that the data shown in this PDF Document is generated from our Online Catalog. Please find the complete data in the user's documentation. Our General Terms of Use for Downloads are valid (<http://phoenixcontact.com/download>)



Device connector for front wall, CA, straight, shielded: yes, for standard and SPEEDCON interlock, M23, No. of pos.: 6, type of contact: Socket, Solder-in connection, Flat gasket, 4x Ø 3.2, flange dimensions: 25 mm x 25 mm

Your advantages

- ✓ Safe use in the field, thanks to high degree of protection
- ✓ Consistent EMC protection for reliable transmission of signals
- ✓ Easy device integration: solder-in contacts available in different lengths

Key Commercial Data

Packing unit	1 pc
GTIN	
GTIN	4046356820516

Technical data

Temperature range

Ambient temperature	-40 °C ... 125 °C
---------------------	-------------------

Dimensions

free solder pin length	17.5 mm
------------------------	---------

Data of the insulating body

Coding	N
Insulator material	PBT
Contact material	CuZn
Contact surface material	Ni/Au
Contact connection method	Solder-in connection
Type of contacts	Socket
Application	Signal
Number of positions	6

Device connector, front mounting - CA-06S1NC22S00 - 1619916

Technical data

Data of the insulating body

Direction of rotation	Standard
Contact diameter of power contacts	2 mm
Rated current for power contacts	20 A
Rated voltage of power contact	300 V
Rated surge voltage	2.5 kV
Overvoltage category	II
Degree of pollution	3
Overvoltage category	II
Degree of pollution	3

Housing data

Housing material	GD-Zn
Flange dimensions	25 mm x 25 mm
Type of locking	for standard and SPEEDCON interlock
Degree of protection (when plugged in)	IP67
Thread type	M23

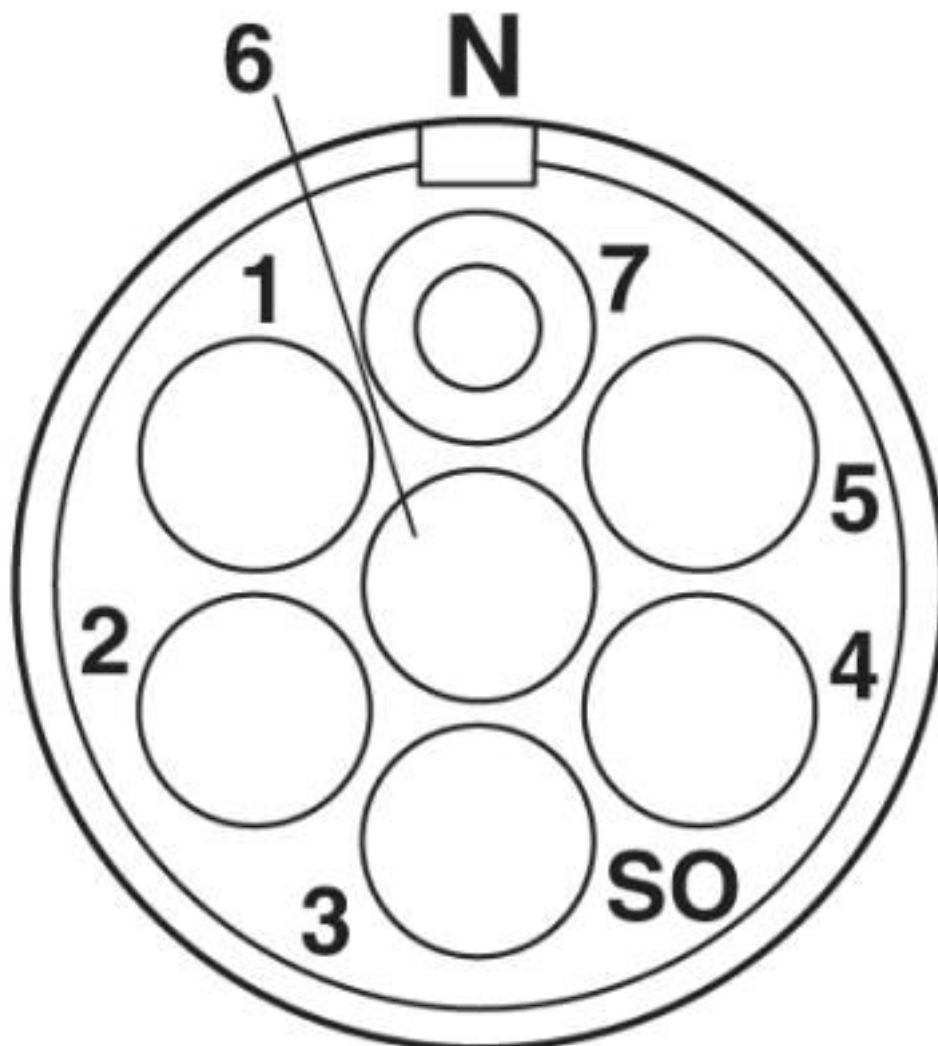
Environmental Product Compliance

REACH SVHC	Lead 7439-92-1
China RoHS	Environmentally Friendly Use Period = 50 years
	For details about hazardous substances go to tab "Downloads", Category "Manufacturer's declaration"

Drawings

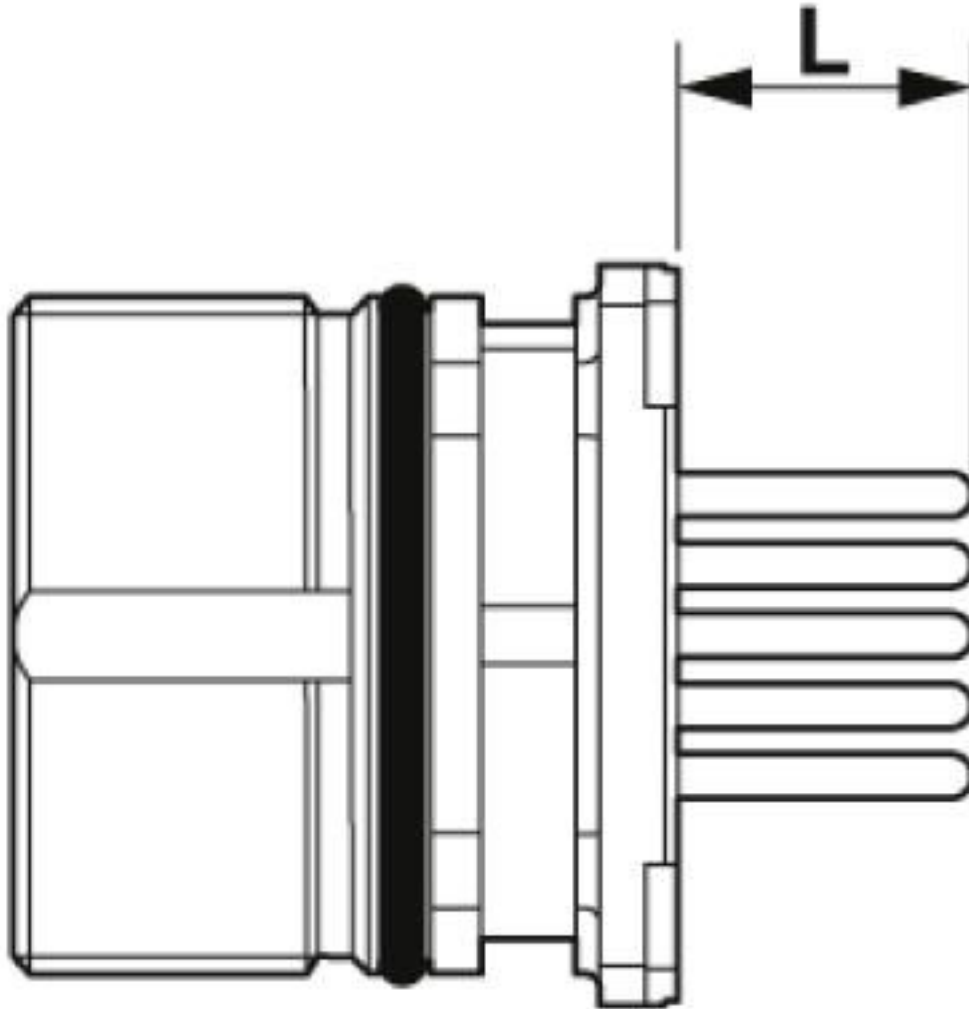
Device connector, front mounting - CA-06S1NC22S00 - 1619916

Schematic diagram



Device connector, front mounting - CA-06S1NC22S00 - 1619916

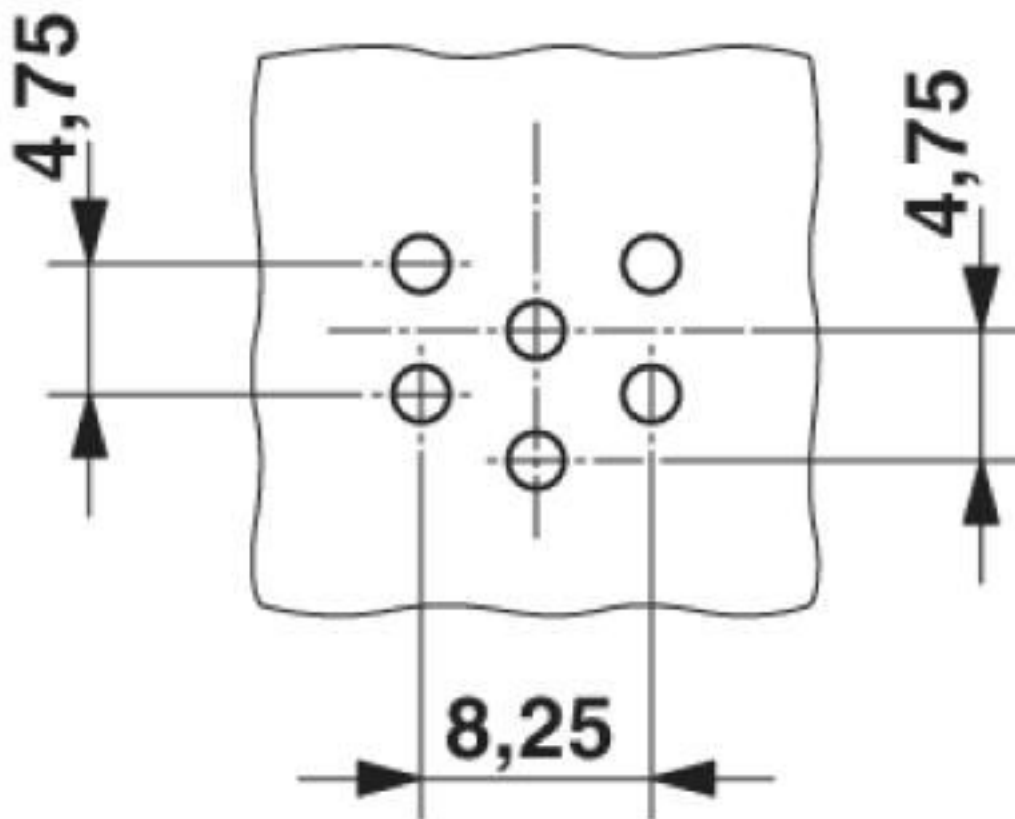
Dimensional drawing



free solder pin length L=17,5 mm

Device connector, front mounting - CA-06S1NC22S00 - 1619916

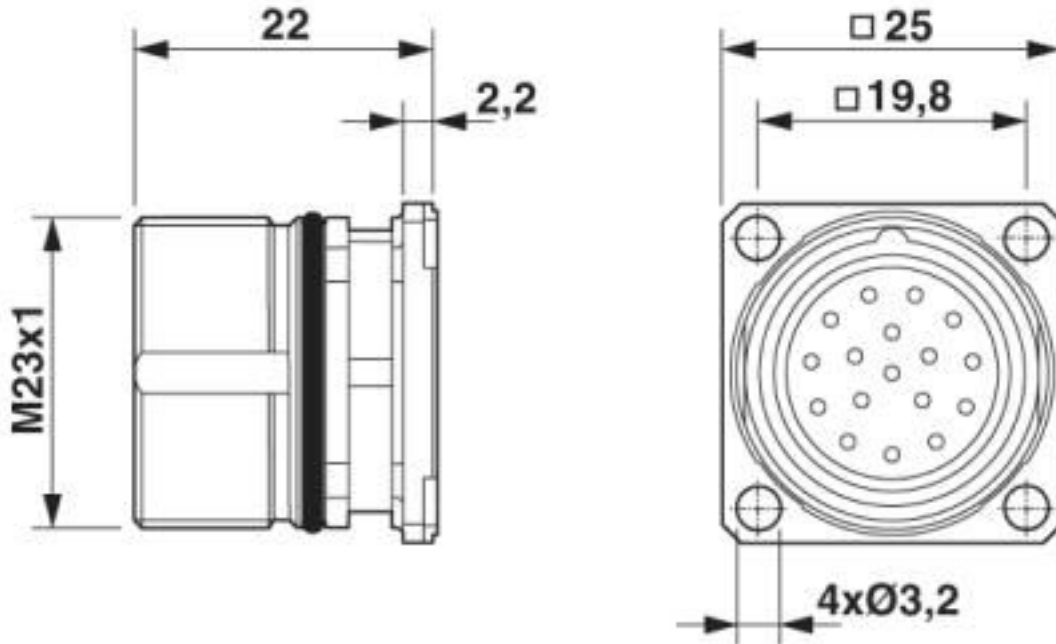
Drilling diagram



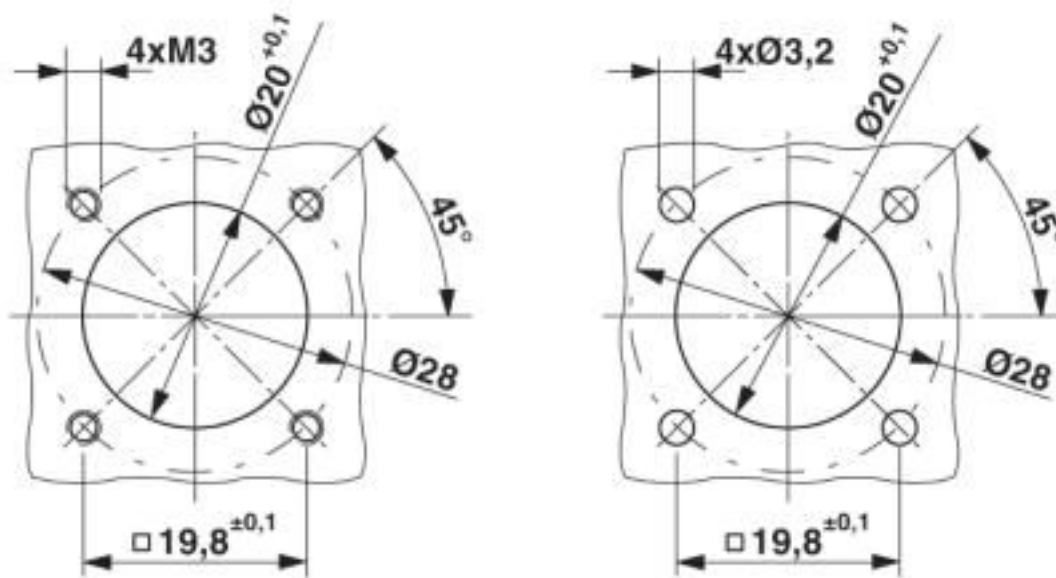
6-pos.

Device connector, front mounting - CA-06S1NC22S00 - 1619916

Dimensional drawing



Dimensional drawing



Installation dimensions

Classifications

eCl@ss

eCl@ss 10.0.1	27440102
eCl@ss 4.0	27140800

Device connector, front mounting - CA-06S1NC22S00 - 1619916

Classifications

eCl@ss

eCl@ss 4.1	27140800
eCl@ss 5.0	27143400
eCl@ss 5.1	27143400
eCl@ss 6.0	27279200
eCl@ss 7.0	27440103
eCl@ss 8.0	27440103
eCl@ss 9.0	27440102

ETIM

ETIM 3.0	EC001121
ETIM 4.0	EC002635
ETIM 5.0	EC002061
ETIM 6.0	EC002061

UNSPSC

UNSPSC 6.01	43172015
UNSPSC 7.0901	43201404
UNSPSC 11	43172015
UNSPSC 12.01	43201404
UNSPSC 13.2	39121413
UNSPSC 18.0	39121413
UNSPSC 19.0	39121413
UNSPSC 20.0	39121413
UNSPSC 21.0	39121413

Approvals

Approvals

Approvals

UL Recognized / cUL Recognized / EAC / cULus Recognized

Ex Approvals

Approval details

Device connector, front mounting - CA-06S1NC22S00 - 1619916

Approvals

UL Recognized		http://database.ul.com/cgi-bin/XYV/template/LISEXT/1FRAME/index.htm E335019-20141210
Nominal voltage UN		300 V
Nominal current IN		20 A
mm ² /AWG/kcmil		14

cUL Recognized		http://database.ul.com/cgi-bin/XYV/template/LISEXT/1FRAME/index.htm E335019-20141210
Nominal voltage UN		300 V
Nominal current IN		10 A
mm ² /AWG/kcmil		14

EAC		B.01687
-----	--	---------

cULus Recognized	
------------------	--

Accessories

Accessories

Mounting material

Color-coding - CA-Z0120 - 1620704



Color-coding, color: green

Color-coding - CA-Z0121 - 1620705



Color-coding, color: orange

Device connector, front mounting - CA-06S1NC22S00 - 1619916

Accessories

Color-coding - CA-Z0122 - 1620706



Color-coding, color: black

Contact removal tool - CA-Z0001 - 1620699



Unlocking tool for contact carriers for snapping in the M23 signal device connectors

Protective cover

Protective cap - SF-Z0019 - 1607449



Plastic protection cap, with eye, IP40 for connectors with M23 external thread, RF, SF series

Protective cap - RC-Z2059 - 1604225



Plastic protection cap for connectors with M23 external thread

Plastic anti-static dust protection cap - RC-Z2469 - 1611797



Plastic protection cap, antistatic, for RF, SF, CA, RC series connectors, with M23 external thread

Device connector, front mounting - CA-06S1NC22S00 - 1619916

Accessories

Metal protective cap - RC-Z2104 - 1604260



Metal protection cap for signal connectors with M23 external thread

Metal protective cap - RC-Z2068 - 1604236



Metal protection cap with steel wire for signal connectors with M23 external thread

Phoenix Contact 2020 © - all rights reserved
<http://www.phoenixcontact.com>

PHOENIX CONTACT GmbH & Co. KG
Flachsmarktstr. 8
32825 Blomberg
Germany
Tel. +49 5235 300
Fax +49 5235 3 41200
<http://www.phoenixcontact.com>

X-ON Electronics

Largest Supplier of Electrical and Electronic Components

Click to view similar products for [Circular Metric Connectors](#) category:

Click to view products by [Phoenix Contact](#) manufacturer:

Other Similar products are found below :

[600X518037X](#) [6STD15PCR99B70A](#) [8R4000A16M020](#) [8R5000A16M005](#) [1200910002](#) [1203580030](#) [1200910008](#) [1200910011](#) [1300140094](#)
[130203-0054](#) [1300140026](#) [1300150099](#) [RF-12S1N8A90DU](#) [1-3637-600-5205](#) [1612618](#) [21036836414](#) [8R4006A16M010](#) [1604232](#)
[1R3006A20M005](#) [RF-12P1N8A90DU](#) [41-40011](#) [42-00006](#) [42-01015](#) [4-22279-4](#) [4-22281-1](#) [4-22284-9](#) [43-00113](#) [43-01088](#) [43-01203](#) [41-](#)
[40013](#) [42-00008](#) [43-00343](#) [43-01026](#) [43-01162](#) [43-01173](#) [43-10000](#) [XS3P-M421-2](#) [600X518050X](#) [SACC-DSI-FS-5P-PG9-L180 SC](#)
[8R5006A16M020](#) [8R5006A16M005](#) [8R4000A16M010](#) [6-22279-3](#) [1605332](#) [N03FA03144](#) [1300140077](#) [43-16213](#) [43-01338](#) [XS2RD4265](#)
[XS2R-D426-1](#)