

Cable connector - SH-8ESC58A8LB1S - 1621523

Please be informed that the data shown in this PDF Document is generated from our Online Catalog. Please find the complete data in the user's documentation. Our General Terms of Use for Downloads are valid (<http://phoenixcontact.com/download>)




Cable connector, SH, straight long, shielded: yes, SPEEDCON locking, M23, No. of pos.: 4+4+4+PE / 3+N +PE, type of contact: Socket, Crimp connection, cable diameter range: 15 mm ... 18 mm

Your advantages

- ✓ Transmission of signals, data, and power in just a single connector
- ✓ CAT5 data interface for up to 100 Mbps
- ✓ Reduced connection time with optional SPEEDCON fast locking system
- ✓ Safe use in the field, thanks to high degree of protection
- ✓ Consistent EMC protection for reliable connection solutions in the industrial environment



Key Commercial Data

Packing unit	1 pc
GTIN	 4 046356 936361
GTIN	4046356936361

Technical data

Temperature range

Ambient temperature	-40 °C ... 130 °C
---------------------	-------------------

Standards and Regulations

Safety note	WARNING: The connectors may not be plugged in or disconnected under load. Ignoring the warning or improper use may damage persons and/or property.
	• WARNING: Commission properly functioning products only. The products must be regularly inspected for damage. Decommission defective products immediately. Replace damaged products. Repairs are not possible.
	• WARNING: Only electrically qualified personnel may install and operate the product. They must observe the following safety notes. The qualified personnel must be familiar with the basics of electrical engineering. They must be able to recognize and prevent danger. The

Cable connector - SH-8ESC58A8LB1S - 1621523

Technical data

Standards and Regulations

	relevant symbol on the packaging indicates that only personnel familiar with electrical engineering are allowed to install and operate the product.
	<ul style="list-style-type: none"> The products are suitable for applications in plant, controller, and electrical device engineering.
	<ul style="list-style-type: none"> When operating the connectors in outdoor applications, they must be separately protected against environmental influences.
	<ul style="list-style-type: none"> Assembled products may not be manipulated or improperly opened.
	<ul style="list-style-type: none"> Only use mating connectors that are specified in the technical data of the standards listed (e.g. the ones listed in the product accessories online at phoenixcontact.com/products).
	<ul style="list-style-type: none"> When using the product in direct connection with third-party manufacturers, the user is responsible.
	<ul style="list-style-type: none"> For operating voltages > 50 V AC, conductive connector housings must be grounded
	<ul style="list-style-type: none"> Ensure that the protective or functional ground has been properly connected.
	<ul style="list-style-type: none"> VDE 0100/1.97 § 411.1.3.2 and DIN EN 60 204/11.98 § 14.1.3 are applicable when combining several circuits in a cable and/or connector
	<ul style="list-style-type: none"> Only use tools recommended by Phoenix Contact
	<ul style="list-style-type: none"> The installation notes/Design In documents online on the download page at phoenixcontact.com/products must be observed for this product.
	<ul style="list-style-type: none"> Operate the connector only when it is fully plugged in and interlocked.
	<ul style="list-style-type: none"> Ensure that when laying the cable, the tensile load on the connectors does not exceed the upper limit specified in the standards.
	<ul style="list-style-type: none"> Observe the minimum bending radius of the cable. Lay the cable without twisting it.
	<ul style="list-style-type: none"> The connector warms up in normal operation. Depending on the ambient conditions, the surface of the connector can continue to warm up. In this case, the user is responsible for posting warnings (e.g. DIN EN ISO 13732-1:2008-12).

Data of the insulating body

Note	Order information: Crimp contacts, 4x Ø 0.8 mm, 4x Ø 1 mm, 5x Ø 2 mm, order separately
Protection against electric shock	IEC 61984 and VDE 0623
Data rate	100 Mbps
Coding	N
Insulator material	PA 6.6
Insertion/withdrawal cycles mechanical	100
Contact connection method	Crimp connection
Type of contacts	Socket
Application	Hybrid
Number of positions	13
Direction of rotation	Standard
Contact diameter of power contacts	2 mm
Litz wire cross section of power contacts min.	0.25 mm ²
Litz wire cross section of power contacts max.	4 mm ²

Cable connector - SH-8ESC58A8LB1S - 1621523

Technical data

Data of the insulating body

Rated current for power contacts	30 A
Note	for max. connection cross section
Rated surge voltage	6 kV
Rated voltage (II/3) power contact	850 V DC
Rated voltage (III/3) power contact	630 V AC
Contact diameter of signal contacts	1 mm
Litz wire cross section of signal contacts min.	0.06 mm ²
Litz wire cross section of signal contacts max.	1 mm ²
Nominal current per signal contact	8 A
Note	for max. connection cross section
Rated surge voltage	1.5 kV
Rated voltage (III/3) signal contact	50 V
Contact diameter, data contacts	0.8 mm
Litz wire cross section, data contacts, min.	0.08 mm ²
Litz wire cross section, data contacts, max.	0.5 mm ²
Rated current of each data contact at 25°C	3.6 A
Note	for max. connection cross section
Rated voltage of data contact	50 V
Rated surge voltage	1.5 kV
Installation height	2000 m

Housing data

Note	Notes on operation The suitability for assembly must be checked when fully assigned with maximum wire cross sections.
Housing material	Metal
Type of locking	SPEEDCON locking
Degree of protection (when plugged in)	IP67
	IP68
	IP69K
Thread type	M23

Cable seal data

Cable diameter	15 mm ... 18 mm
----------------	-----------------

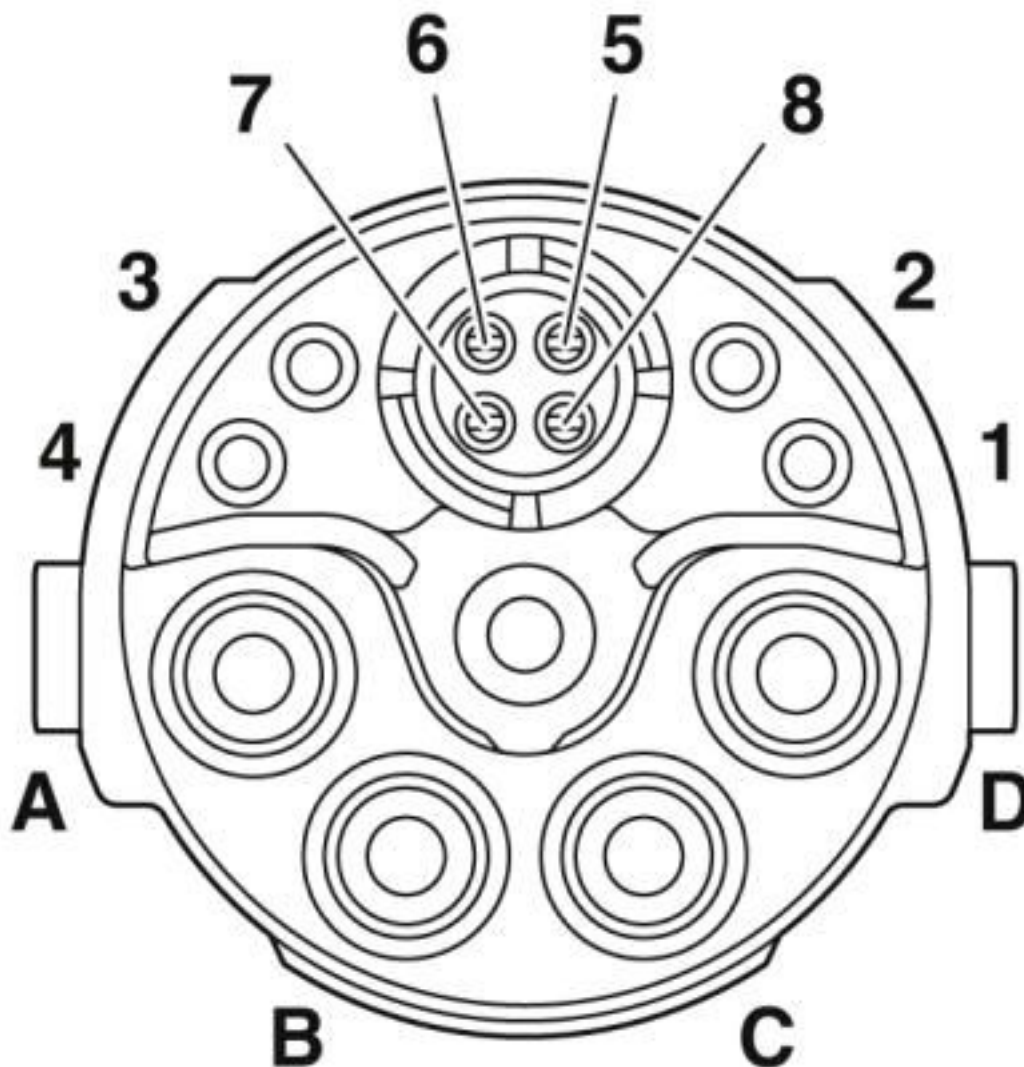
Environmental Product Compliance

REACH SVHC	Lead 7439-92-1
China RoHS	Environmentally Friendly Use Period = 50 years
	For details about hazardous substances go to tab "Downloads", Category "Manufacturer's declaration"

Drawings

Cable connector - SH-8ESC58A8LB1S - 1621523

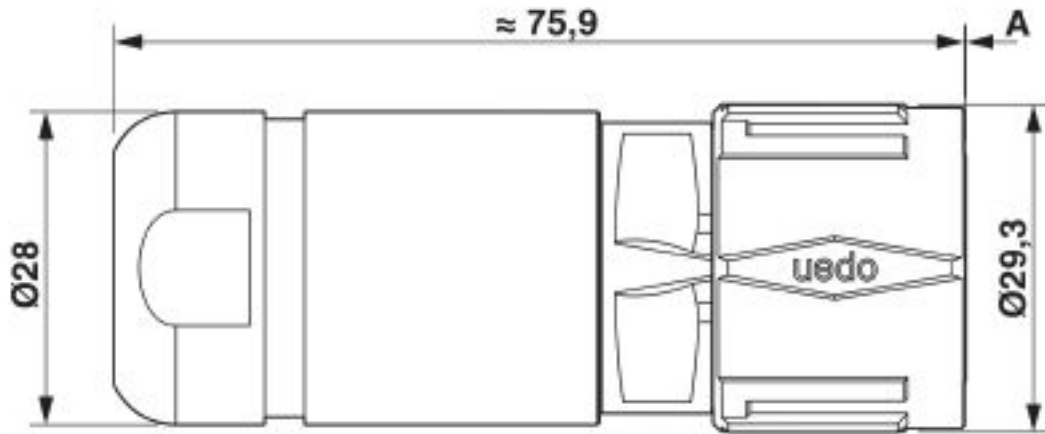
Schematic diagram



Socket pin assignment, CAT5

Cable connector - SH-8ESC58A8LB1S - 1621523

Dimensional drawing



Pin version: dimension A = 0.2 mm, socket version: dimension A = 0 mm

Classifications

eCl@ss

eCl@ss 10.0.1	27440102
eCl@ss 4.0	27260700
eCl@ss 4.1	27260700
eCl@ss 5.0	27260700
eCl@ss 5.1	27260700
eCl@ss 6.0	27260700
eCl@ss 7.0	27440102
eCl@ss 8.0	27440102
eCl@ss 9.0	27440102

ETIM

ETIM 4.0	EC002635
ETIM 5.0	EC002635
ETIM 6.0	EC002061

UNSPSC

UNSPSC 13.2	39121413
UNSPSC 18.0	39121413
UNSPSC 19.0	39121413
UNSPSC 20.0	39121413
UNSPSC 21.0	39121413

Cable connector - SH-8ESC58A8LB1S - 1621523

Approvals

Approvals

Approvals

EAC / UL Recognized / cUL Recognized / cULus Recognized

Ex Approvals

Approval details

EAC		B.01687
-----	--	---------

UL Recognized		http://database.ul.com/cgi-bin/XYV/template/LISEXT/1FRAME/index.htm E153698-20181206
Nominal voltage UN		600 V
Nominal current IN		24 A
mm ² /AWG/kcmil		12

cUL Recognized		http://database.ul.com/cgi-bin/XYV/template/LISEXT/1FRAME/index.htm E153698-20181206
Nominal voltage UN		600 V
Nominal current IN		21.4 A
mm ² /AWG/kcmil		12

cULus Recognized	
------------------	--

Accessories

Accessories

Cable by the meter

Cable connector - SH-8ESC58A8LB1S - 1621523

Accessories

Hybrid cable - KC-88014311/1,00 - 1623127



Hybrid cable, length: 1 m, color of outer sheath: orange RAL 2003

Hybrid cable - KC-88014311/100,00 - 1623039



Hybrid cable, length: 100 m, color of outer sheath: orange RAL 2003

Hybrid cable - KC-88014311/20,00 - 1622080



Hybrid cable, length: 20 m, color of outer sheath: orange RAL 2003

Crimp contact

Crimp contact - SF-08KS010 - 1621571



Crimp contact, turned, contact diameter: 0.8 mm, crimp range: 0.08 mm² ... 0.25 mm²

Crimp contact - SF-08KS020 - 1621573



Crimp contact, turned, contact diameter: 0.8 mm, crimp range: 0.34 mm² ... 0.5 mm²

Cable connector - SH-8ESC58A8LB1S - 1621523

Accessories

Crimp contact - ST-10KS010 - 1618239



Crimp contact, turned, Single contact, contact diameter: 1 mm, crimp range: 0.06 mm² ... 0.25 mm²

Crimp contact - ST-10KS035 - 1618464



Crimp contact, turned, contact diameter: 1 mm, crimp range: 0.25 mm² ... 1 mm²

Crimp contact - SF-20KS021 - 1621576



Crimp contact, turned, contact diameter: 2 mm, crimp range: 0.25 mm² ... 1 mm²

Crimp contact - SF-20KS022 - 1621577



Crimp contact, turned, contact diameter: 2 mm, crimp range: 1.5 mm² ... 2.5 mm²

Crimp contact - SF-20KS023 - 1621578



Crimp contact, turned, contact diameter: 2 mm, crimp range: 2.5 mm² ... 4 mm²

Mounting material

Cable connector - SH-8ESC58A8LB1S - 1621523

Accessories

Square mounting flange - SF-Z0068 - 1620927



Square mounting flange, 4xM3, flange dimensions: 38 mm x 38 mm

Torque screwdriver - SF-Z0028 - 1607456



Torque screwdriver

Color-coding - SF-Z0064 - 1620585



Color-coding, color: green

Color-coding - SF-Z0065 - 1620586



Color-coding, color: orange

Color-coding - SF-Z0066 - 1620587



Color-coding, color: black

Protective cover

Cable connector - SH-8ESC58A8LB1S - 1621523

Accessories

Metal protective cap - SH-Z0077 - 1627226



Metal protection cap with steel wire and loop, for M23 power and hybrid connectors with knurled nut for fastening to the cable

Metal protective cap - SH-Z2300 - 1622141



Metal protection cap with steel wire, for M23 hybrid connectors with knurled nut

Sample set - M23 HYBRID_CONTACT-SAMPLE-SET - 1623252



Sample set consisting of 4x Ø 1.0 mm, 4x Ø 0.8 mm, 5x Ø 2.0 mm socket and pin contacts for M23 hybrid connectors. Contacts included: 1621573, 1618464, 1621577, 1621575, 1618458, 1621580

Phoenix Contact 2020 © - all rights reserved
<http://www.phoenixcontact.com>

PHOENIX CONTACT GmbH & Co. KG
Flachsmarktstr. 8
32825 Blomberg
Germany
Tel. +49 5235 300
Fax +49 5235 3 41200
<http://www.phoenixcontact.com>

X-ON Electronics

Largest Supplier of Electrical and Electronic Components

Click to view similar products for [Circular Metric Connectors](#) category:

Click to view products by [Phoenix Contact](#) manufacturer:

Other Similar products are found below :

[600X518037X](#) [6STD15PCR99B70A](#) [8R4000A16M020](#) [8R5000A16M005](#) [1200910002](#) [1203580030](#) [1200910008](#) [1200910011](#) [1300140094](#)
[130203-0054](#) [1300140026](#) [1300150099](#) [RF-12S1N8A90DU](#) [1-3637-600-5205](#) [1612618](#) [21036836414](#) [8R4006A16M010](#) [1604232](#)
[1R3006A20M005](#) [RF-12P1N8A80DU](#) [RF-12P1N8A90DU](#) [41-40011](#) [42-00006](#) [42-01015](#) [4-22279-4](#) [4-22281-1](#) [4-22284-9](#) [43-00113](#) [43-](#)
[01088](#) [43-01203](#) [41-40013](#) [42-00008](#) [43-00343](#) [43-01026](#) [43-01162](#) [43-01173](#) [43-10000](#) [XS3P-M421-2](#) [600X518050X](#) [SACC-DSI-FS-5P-](#)
[PG9-L180 SC](#) [8R5006A16M020](#) [8R5006A16M005](#) [8R4000A16M010](#) [6-22279-3](#) [1605332](#) [N03FA03144](#) [1300140077](#) [43-16213](#) [43-01338](#)
[XS2RD4265](#)