

DC charging cable - EV-T1L2CC-DC60A-5,0M6ASBK01 - 1623633

Please be informed that the data shown in this PDF Document is generated from our Online Catalog. Please find the complete data in the user's documentation. Our General Terms of Use for Downloads are valid (<http://phoenixcontact.com/download>)



, DC charging cable with vehicle connector, open cable end, CCS type 1, Combined Charging System, SAE J1772, IEC 62196-3, 60 A / 600 V (DC), cable: 5 m, black, straight

Product Description


DC charging cable with Vehicle Connector and open cable end for fast charging of electric vehicles (EV) with direct current (DC) via CCS type 1 Vehicle Inlets, for installation at charging stations for E-Mobility (EVSE)

Your advantages

- ✔ Consistent design of all Phoenix Contact Vehicle Connectors and Infrastructure Plugs
- ✔ Silver-plated surface of the power and signal contacts
- ✔ Certified in accordance with IATF 16949:2016 and ISO 9001:2015
- ✔ Material data available in the IMDS (International Material Data System of the automotive industry)
- ✔ Convenient handling, thanks to the ergonomic handle and additional, rubber grip components
- ✔ Integrated temperature sensors for monitoring the temperature at the power contacts



Key Commercial Data

Packing unit	1 pc
GTIN	 4 055626 274256
GTIN	4055626274256

Technical data

Product definition

Application	DC charging cable with vehicle connector, open cable end
Standards/regulations	SAE J1772
	IEC 62196-3
Charging standard	CCS type 1
	Combined Charging System
Charging mode	Mode 4

Dimensions

DC charging cable - EV-T1L2CC-DC60A-5,0M6ASBK01 - 1623633

Technical data

Dimensions

Vehicle connector width	67.90 mm
Vehicle connector height	140.80 mm
Vehicle connector depth	260.00 mm
Conductor length	5 m
	5 m
Stripping length	130 mm ±20 mm

Ambient conditions

Ambient temperature (operation)	-30 °C ... 50 °C
Ambient temperature (storage/transport)	-40 °C ... 80 °C
Max. altitude	5000 m (above sea level)
Degree of protection	3R (plugged in; when plugged in and ready to operate, the degree of protection is only ensued if both plug-in components are original products from Phoenix Contact or suitable standard-compliant products)

Electrical properties

Maximum charging power	36 kW
Number of power contacts	3 (PE, DC+, DC-)
Rated current of power contacts	60 A
Rated voltage for power contacts	600 V DC
Number of signal contacts	2 (CP, CS)
Rated current for signal contacts	2 A
Rated voltage for signal contacts	30 V AC
Type of signal transmission	Pulse width modulation with modulated Powerline communication according to ISO/IEC 15118 / DIN SPEC 70121
Note on the connection method	Crimp connection, cannot be disconnected
Resistor coding	480 Ω (Lever actuated)
	150 Ω (Lever not actuated)
Temperature monitoring	2x Pt 1000

Mechanical properties

Insertion/withdrawal cycles	> 10000
Insertion force	< 75 N
Withdrawal force	< 75 N

Design

Design line	Standard
Housing color	black
Mating face color	black
Color handle area	gray
Actuating element color	gray
Color protective cap	black
Label	14.1 mm x 44.8 mm (customer logo on request)

Material

DC charging cable - EV-T1L2CC-DC60A-5,0M6ASBK01 - 1623633

Technical data

Material

Housing material	Plastic
Material handle area	Soft plastic
Actuating lever material	Metal
Material mating face	Plastic
Flammability rating	V0
Material surface of contacts	Ag

Cable

Cable structure	3 x 6 AWG + 3 x 2 x 18 AWG
Wiring standards/regulations	UL 62
	FFSO7.E343212
External cable diameter	27 mm ±0.4 mm
Type of conductor	straight
Cable resistance	≤ 0.0014 Ω/m (based on a power core, at an ambient temperature of 20°C)
Outer sheath, material	TPE
External sheath, color	black
Minimum bending radius	405 mm (15 x diameter)
Cable weight	max. 915 kg/km

Temperature sensors

Type of sensor	Pt 1000
Standards/regulations	DIN EN 60751
Recommended measured current	1 mA (1 V at 0°C)
Tolerance at the sensor with the recommended measured current	±1K
Temperature range	-50 °C ... 130 °C
Temperature coefficient (TCR)	3850 ppm/K
Long-term stability (max. R0-Drift)	0.06 % (After 1000 hours at 130°C)
Shutdown temperature	90 °C equivalent to a Pt 1000 value of 1346.5 Ω

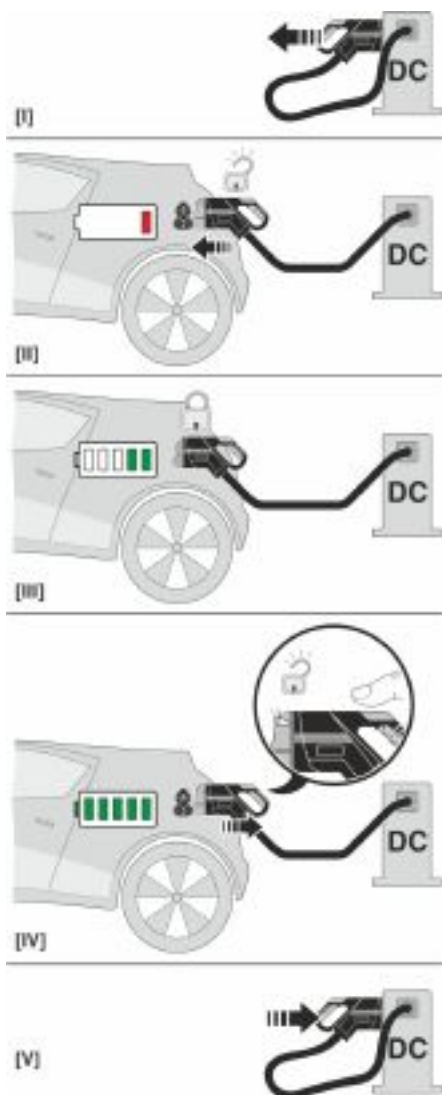
Environmental Product Compliance

China RoHS	Environmentally Friendly Use Period = 10;
	For details about hazardous substances go to tab "Downloads", Category "Manufacturer's declaration"

Drawings

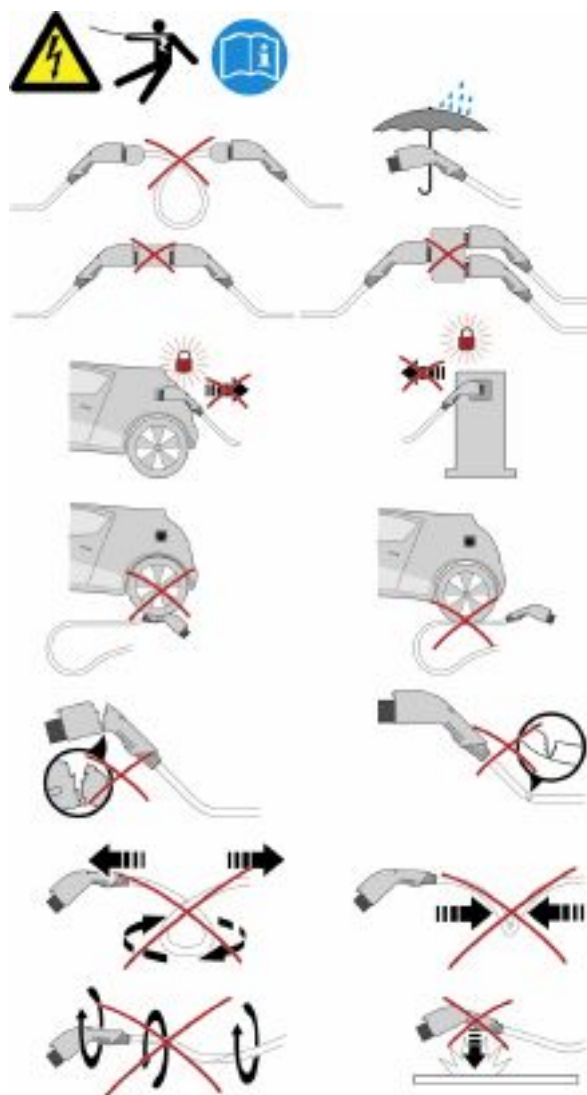
DC charging cable - EV-T1L2CC-DC60A-5,0M6ASBK01 - 1623633

Schematic diagram



Operating instructions

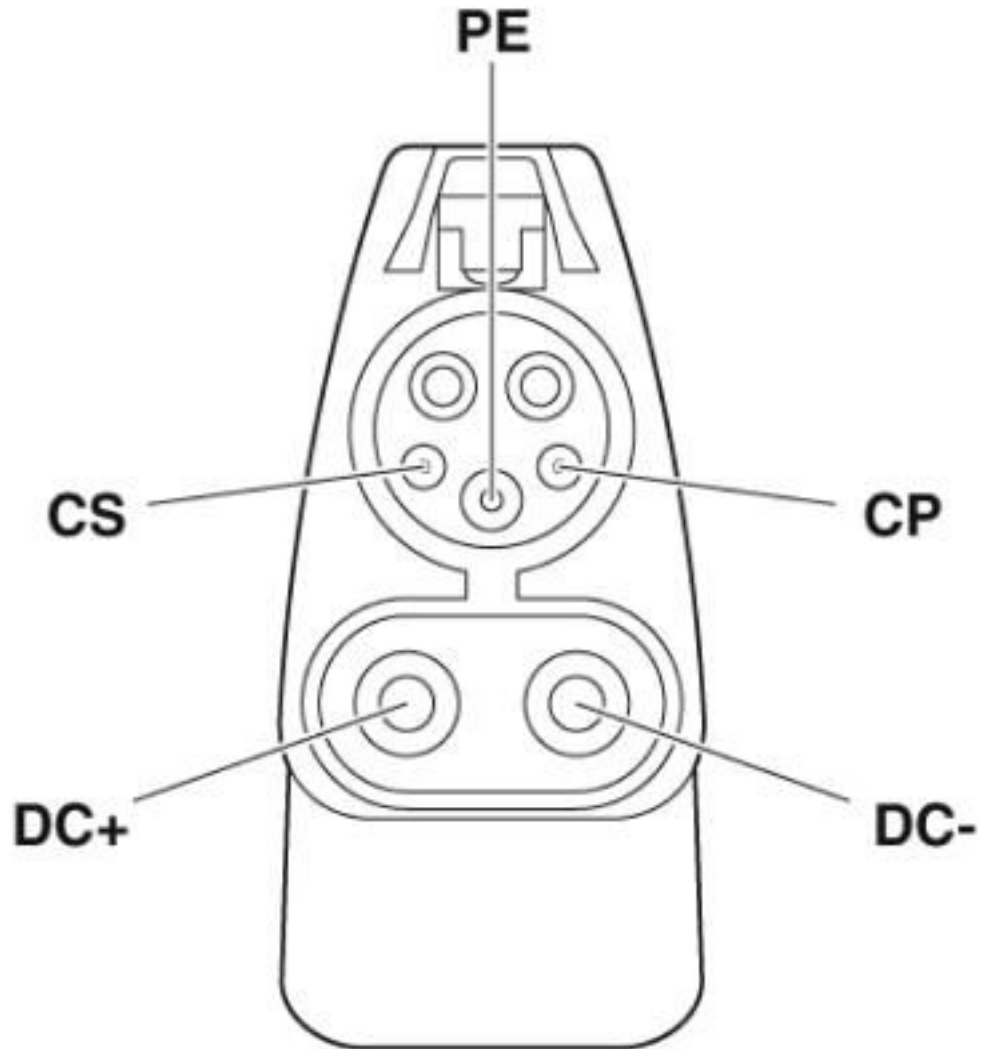
Schematic diagram



Warnings regarding use

DC charging cable - EV-T1L2CC-DC60A-5,0M6ASBK01 - 1623633

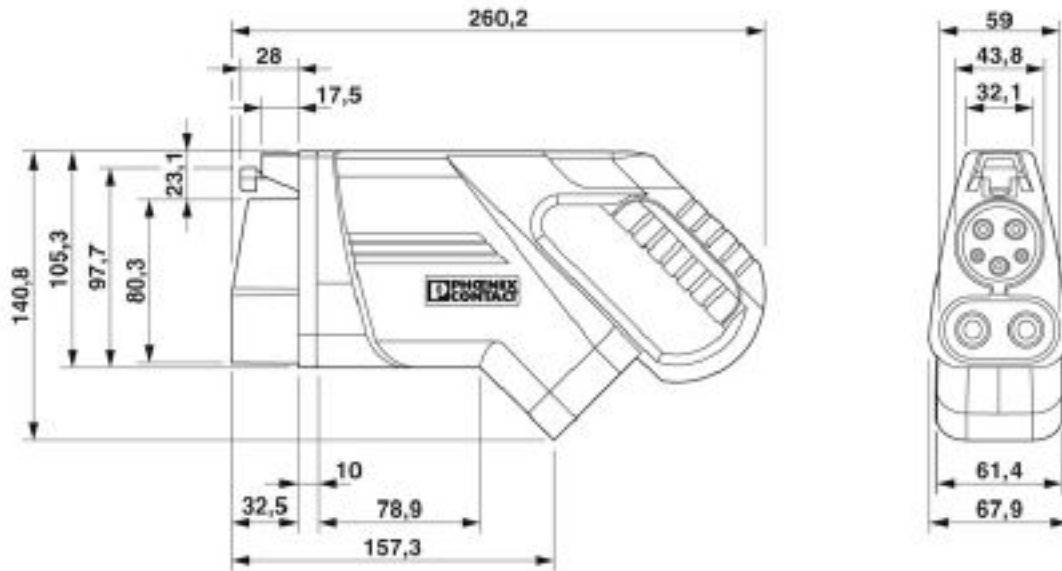
Connection diagram



Pin assignment of the Vehicle Connector

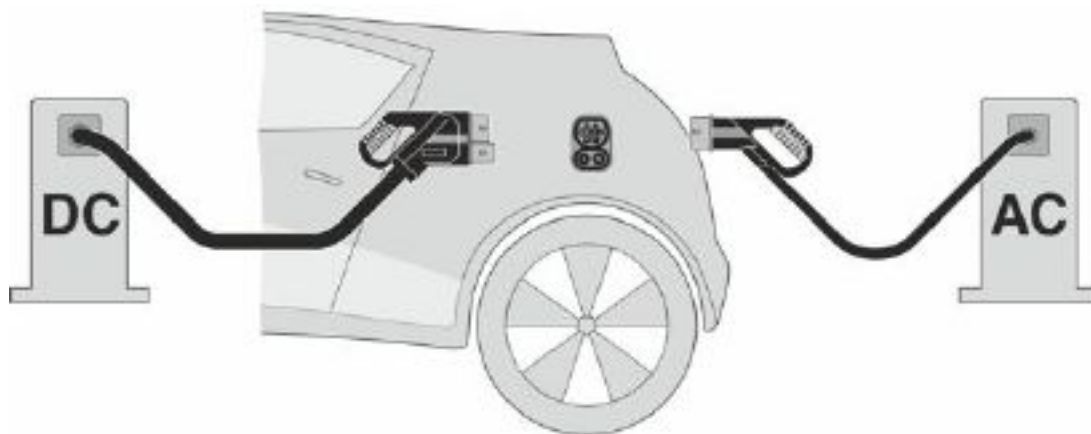
DC charging cable - EV-T1L2CC-DC60A-5,0M6ASBK01 - 1623633

Dimensional drawing



Ensure that the vehicle connector is placed in an appropriate resting position that ensures a minimum protection rating of IP24 in accordance with IEC 61851-1 for the entire time between charging. Use the dimensions of the vehicle connector to create this type of resting position. Detailed specifications can also be found in the download area.

Schematic diagram



"Combined Charging System" principle

Classifications

eCI@ss

eCI@ss 4.0	272607xx
eCI@ss 4.1	27260701
eCI@ss 5.0	27260701
eCI@ss 5.1	27143400
eCI@ss 6.0	27143400

DC charging cable - EV-T1L2CC-DC60A-5,0M6ASBK01 - 1623633

Classifications

eCl@ss

eCl@ss 7.0	27449001
eCl@ss 8.0	27449001

ETIM

ETIM 3.0	EC002061
ETIM 4.0	EC002061
ETIM 5.0	EC002839
ETIM 6.0	EC002897

UNSPSC

UNSPSC 6.01	30211923
UNSPSC 7.0901	39121522
UNSPSC 11	39121522
UNSPSC 12.01	39121522
UNSPSC 13.2	39121522
UNSPSC 19.0	39121522

Accessories

Accessories

Park position

Park position - EV-T1CCS-PARK - 1624143



Park position, Retainer for Vehicle Connector as parking position at charging stations (EVSE), CCS type 1, SAE J1772, Front mounting

X-ON Electronics

Largest Supplier of Electrical and Electronic Components

Click to view similar products for [Specialized Cables](#) category:

Click to view products by [Phoenix Contact](#) manufacturer:

Other Similar products are found below :

[585P5S5S](#) [603PT6](#) [603SS6L](#) [604PT6](#) [604SS6](#) [654PT2](#) [654ST2](#) [M83513/04-H02C](#) [M83513/04-H13C](#) [FFA.3S.787.CN](#) [84914-0235](#) [84914-0237](#) [9-1589475-0](#) [1200650264](#) [1200650355](#) [1200650362](#) [1200650392](#) [1200650442](#) [1200650843](#) [1200650880](#) [1200650968](#) [1200651246](#)
[1200651756](#) [1200680096](#) [1200690050](#) [1200690242](#) [1200700133](#) [1200700176](#) [1200700178](#) [1200700218](#) [120070-0224](#) [1200700267](#)
[1200730058](#) [1200730360](#) [120115-0033](#) [1201150044](#) [1200650368](#) [1200650505](#) [1200651330](#) [1200651454](#) [1200651516](#) [1200651571](#)
[1200651580](#) [1200651601](#) [1200652122](#) [1200680196](#) [1200690085](#) [1200690095](#) [1200700088](#) [1200700167](#)