

Cable connector - M23-7ES198A8L23 - 1628804

Please be informed that the data shown in this PDF Document is generated from our Online Catalog. Please find the complete data in the user's documentation. Our General Terms of Use for Downloads are valid (<http://phoenixcontact.com/download>)




Cable connector, M23 PRO, straight long, shielded: yes, Screw locking, M23, No. of pos.: 4+3+PE, type of contact: Socket, Crimp connection, cable diameter range: 7.5 mm ... 12 mm

Your advantages

- ✓ Solutions with cross-manufacturer compatibility for standard and fast locking systems
- ✓ Reliable under the harshest conditions: cable connectors with vibration brake
- ✓ Modern, consistent design for highly convenient operation
- ✓ Easy, cost-effective cable assembly: uniform shielding of M17 to M40

Key Commercial Data

| | |
|--------------|---|
| Packing unit | 1 pc |
| GTIN |  4 055626 618920 |
| GTIN | 4055626618920 |

Technical data

Temperature range

| | |
|---------------------|-------------------|
| Ambient temperature | -40 °C ... 125 °C |
|---------------------|-------------------|

Standards and Regulations

| | |
|-------------|--|
| Safety note | WARNING: The connectors may not be plugged in or disconnected under load. Ignoring the warning or improper use may damage persons and/or property. |
| | • WARNING: Commission properly functioning products only. The products must be regularly inspected for damage. Decommission defective products immediately. Replace damaged products. Repairs are not possible. |
| | • WARNING: Only electrically qualified personnel may install and operate the product. They must observe the following safety notes. The qualified personnel must be familiar with the basics of electrical engineering. They must be able to recognize and prevent danger. The relevant symbol on the packaging indicates that only personnel familiar with electrical engineering are allowed to install and operate the product. |

Cable connector - M23-7ES198A8L23 - 1628804

Technical data

Standards and Regulations

| | |
|--|--|
| | <ul style="list-style-type: none"> The products are suitable for applications in plant, controller, and electrical device engineering. |
| | <ul style="list-style-type: none"> When operating the connectors in outdoor applications, they must be separately protected against environmental influences. |
| | <ul style="list-style-type: none"> Assembled products may not be manipulated or improperly opened. |
| | <ul style="list-style-type: none"> Only use mating connectors that are specified in the technical data of the standards listed (e.g. the ones listed in the product accessories online at phoenixcontact.com/products). |
| | <ul style="list-style-type: none"> When using the product in direct connection with third-party manufacturers, the user is responsible. |
| | <ul style="list-style-type: none"> For operating voltages > 50 V AC, conductive connector housings must be grounded |
| | <ul style="list-style-type: none"> Ensure that the protective or functional ground has been properly connected. |
| | <ul style="list-style-type: none"> VDE 0100/1.97 § 411.1.3.2 and DIN EN 60 204/11.98 § 14.1.3 are applicable when combining several circuits in a cable and/or connector |
| | <ul style="list-style-type: none"> Only use tools recommended by Phoenix Contact |
| | <ul style="list-style-type: none"> The installation notes/Design In documents online on the download page at phoenixcontact.com/products must be observed for this product. |
| | <ul style="list-style-type: none"> Operate the connector only when it is fully plugged in and interlocked. |
| | <ul style="list-style-type: none"> Ensure that when laying the cable, the tensile load on the connectors does not exceed the upper limit specified in the standards. |
| | <ul style="list-style-type: none"> Observe the minimum bending radius of the cable. Lay the cable without twisting it. |
| | <ul style="list-style-type: none"> The connector warms up in normal operation. Depending on the ambient conditions, the surface of the connector can continue to warm up. In this case, the user is responsible for posting warnings (e.g. DIN EN ISO 13732-1:2008-12). |

Data of the insulating body

| | |
|--|---|
| Note | Order information: Order crimp contacts 4 x Ø 1 mm, 4 x Ø 2 mm separately |
| Insulator material | PA 6.6 |
| Contact connection method | Crimp connection |
| Type of contacts | Socket |
| Application | Power |
| Number of positions | 8 |
| Contact diameter of power contacts | 2 mm |
| Litz wire cross section of power contacts min. | 0.25 mm ² |
| Litz wire cross section of power contacts max. | 4 mm ² |
| Rated current for power contacts | 30 A |
| Note | for max. connection cross section |
| Rated voltage of power contact | 630 V |
| Rated surge voltage | 6 kV |
| Overvoltage category | III |
| Degree of pollution | 3 |

Cable connector - M23-7ES198A8L23 - 1628804

Technical data

Data of the insulating body

| | |
|---|-----------------------------------|
| Contact diameter of signal contacts | 1 mm |
| Litz wire cross section of signal contacts min. | 0.06 mm ² |
| Litz wire cross section of signal contacts max. | 1 mm ² |
| Nominal current per signal contact | 9 A |
| Note | for max. connection cross section |
| Rated voltage of signal contact | 250 V |
| Rated surge voltage | 4 kV |
| Overvoltage category | III |
| Degree of pollution | 3 |
| Note | for max. connection cross section |
| Installation height | 2000 m |

Housing data

| | |
|--|--------------------------------|
| Housing material | GD-Zn |
| Type of locking | Screw locking |
| Degree of protection (when plugged in) | IP66 / IP68 (2m / 24h) / IP69K |
| Thread type | M23 |

Cable seal data

| | |
|------------------|------------------|
| Cable diameter | 7.5 mm ... 12 mm |
| Sealing material | FKM |

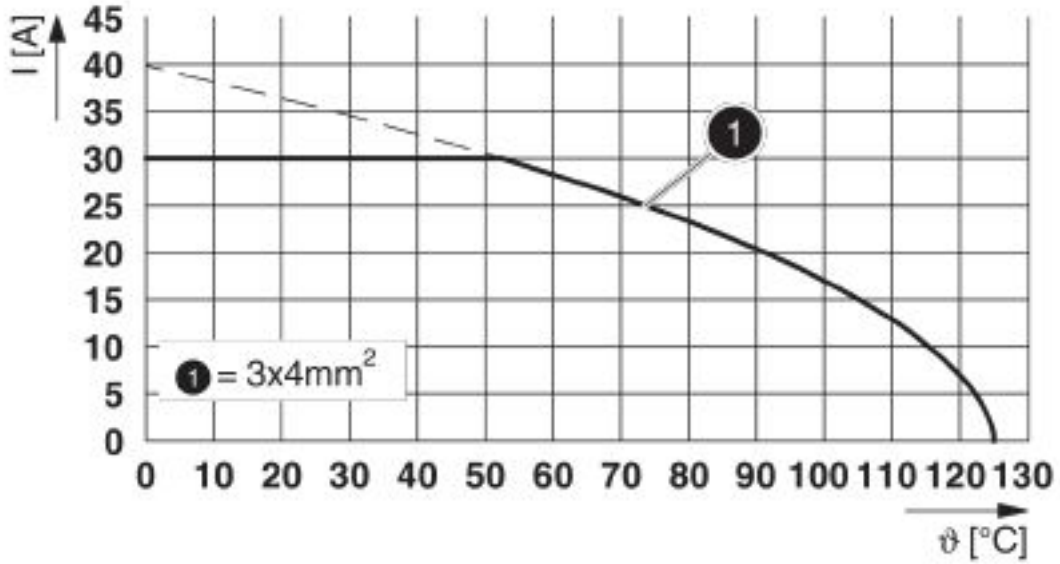
Environmental Product Compliance

| | |
|------------|---|
| China RoHS | Environmentally Friendly Use Period = 50 years |
| | For details about hazardous substances go to tab "Downloads", Category "Manufacturer's declaration" |

Drawings

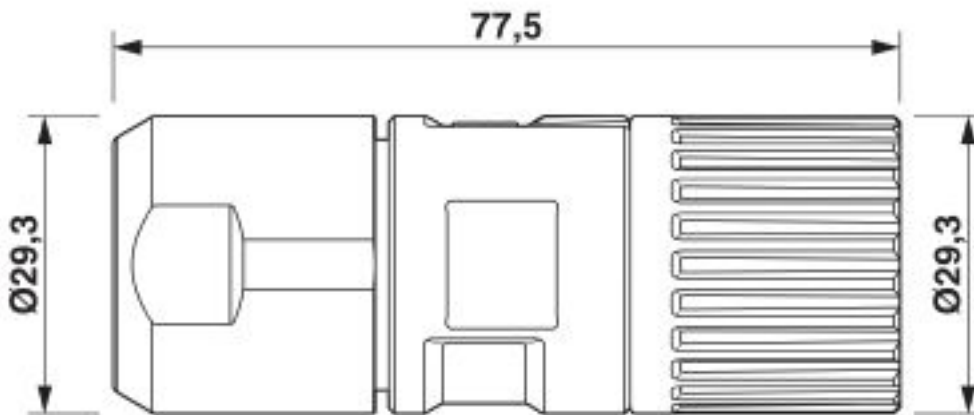
Cable connector - M23-7ES198A8L23 - 1628804

Diagram



I = current strength, T = ambient temperature

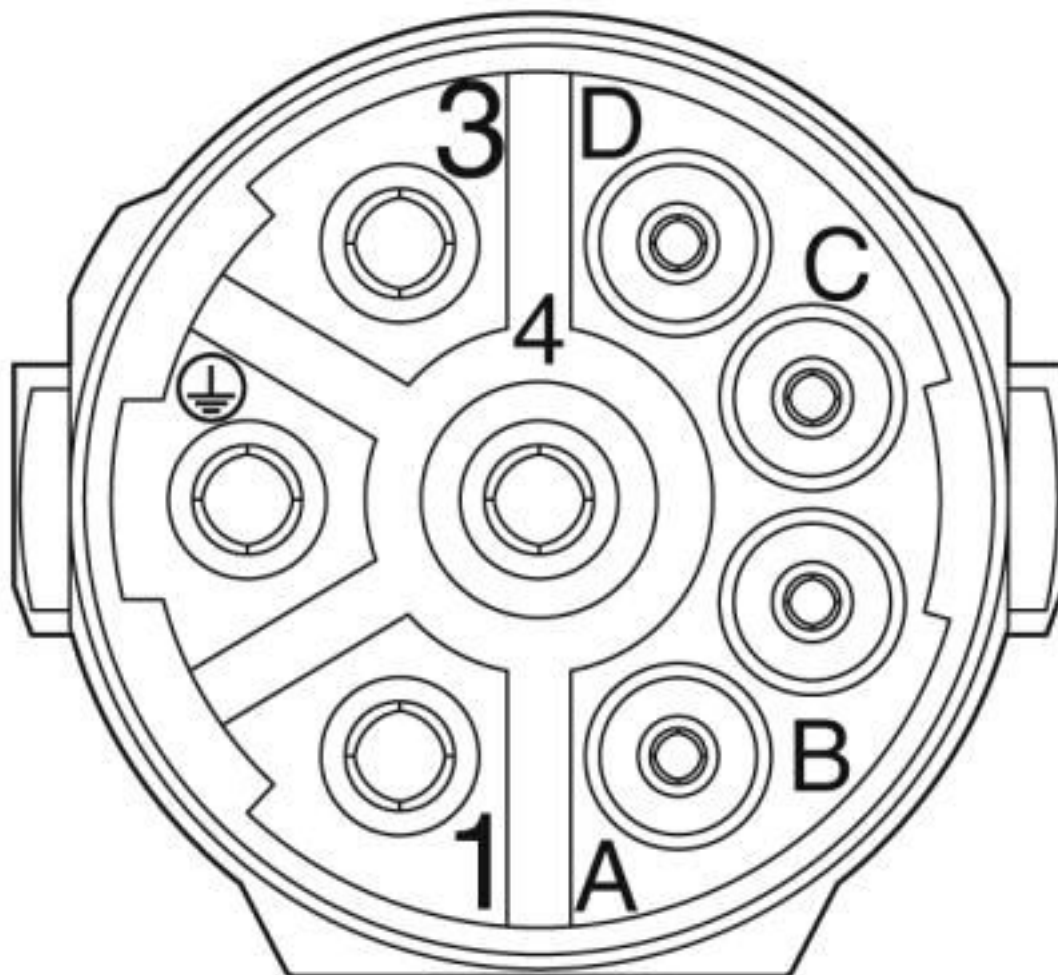
Dimensional drawing



Technical drawings can be found under Downloads

Cable connector - M23-7ES198A8L23 - 1628804

Schematic diagram



Classifications

eCl@ss

| | |
|---------------|----------|
| eCl@ss 10.0.1 | 27440102 |
| eCl@ss 8.0 | 27440102 |
| eCl@ss 9.0 | 27440102 |

ETIM

| | |
|----------|----------|
| ETIM 5.0 | EC002635 |
| ETIM 6.0 | EC002061 |

Approvals

Approvals

Cable connector - M23-7ES198A8L23 - 1628804

Approvals

Approvals

UL Listed / cUL Listed / cULus Listed

Ex Approvals

Approval details

| | | |
|----------------------------|--|--|
| UL Listed | | http://database.ul.com/cgi-bin/XYV/template/LISEXT/1FRAME/index.htm E468743-20190627 |
| Nominal voltage UN | | 600 V |
| Nominal current IN | | 24 A |
| mm ² /AWG/kcmil | | 10 |

| | | |
|----------------------------|--|--|
| cUL Listed | | http://database.ul.com/cgi-bin/XYV/template/LISEXT/1FRAME/index.htm E468743-20190627 |
| Nominal voltage UN | | 600 V |
| Nominal current IN | | 20 A |
| mm ² /AWG/kcmil | | 10 |

| | |
|--------------|--|
| cULus Listed | |
|--------------|--|

Accessories

Accessories

Circular connectors (device side)

Hook wrench - SF-Z0027 - 1607455



Hook wrench

Crimp contact

Cable connector - M23-7ES198A8L23 - 1628804

Accessories

Crimp contact - SF-20KS021 - 1621576



Crimp contact, turned, contact diameter: 2 mm, crimp range: 0.25 mm² ... 1 mm²

Crimp contact - SF-20KS022 - 1621577



Crimp contact, turned, contact diameter: 2 mm, crimp range: 1.5 mm² ... 2.5 mm²

Crimp contact - SF-20KS023 - 1621578



Crimp contact, turned, contact diameter: 2 mm, crimp range: 2.5 mm² ... 4 mm²

Crimp contact - ST-10KS010 - 1618239



Crimp contact, turned, Single contact, contact diameter: 1 mm, crimp range: 0.06 mm² ... 0.25 mm²

Crimp contact - ST-10KS035 - 1618464



Crimp contact, turned, contact diameter: 1 mm, crimp range: 0.25 mm² ... 1 mm²

Mounting material

Cable connector - M23-7ES198A8L23 - 1628804

Accessories

Torque screwdriver - SF-Z0028 - 1607456



Torque screwdriver

Phoenix Contact 2020 © - all rights reserved
<http://www.phoenixcontact.com>

PHOENIX CONTACT GmbH & Co. KG
Flachsmarktstr. 8
32825 Blomberg
Germany
Tel. +49 5235 300
Fax +49 5235 3 41200
<http://www.phoenixcontact.com>

X-ON Electronics

Largest Supplier of Electrical and Electronic Components

Click to view similar products for [Circular Metric Connectors](#) category:

Click to view products by [Phoenix Contact](#) manufacturer:

Other Similar products are found below :

[600X518037X](#) [6STD15PCR99B70A](#) [8R4000A16M020](#) [8R5000A16M005](#) [1200910002](#) [1203580030](#) [1200910008](#) [1200910011](#) [1300140094](#)
[130203-0054](#) [1300140026](#) [1300150099](#) [RF-12S1N8A90DU](#) [1-3637-600-5205](#) [1612618](#) [21036836414](#) [8R4006A16M010](#) [1604232](#)
[1R3006A20M005](#) [RF-12P1N8A90DU](#) [41-40011](#) [42-00006](#) [42-01015](#) [4-22279-4](#) [4-22281-1](#) [4-22284-9](#) [43-00113](#) [43-01088](#) [43-01203](#) [41-](#)
[40013](#) [42-00008](#) [43-00343](#) [43-01026](#) [43-01162](#) [43-01173](#) [43-10000](#) [XS3P-M421-2](#) [600X518050X](#) [SACC-DSI-FS-5P-PG9-L180 SC](#)
[8R5006A16M020](#) [8R5006A16M005](#) [8R4000A16M010](#) [6-22279-3](#) [1605332](#) [N03FA03144](#) [1300140077](#) [43-16213](#) [43-01338](#) [XS2RD4265](#)
[XS2R-D426-1](#)