

Cable connector - M23-12P1N8A8004 - 1629209

Please be informed that the data shown in this PDF Document is generated from our Online Catalog. Please find the complete data in the user's documentation. Our General Terms of Use for Downloads are valid (<http://phoenixcontact.com/download>)



Cable connector, M23 PRO, straight, shielded: yes, Screw locking, M23, No. of pos.: 12, type of contact: Pin, Crimp connection, cable diameter range: 9 mm ... 15 mm

Your advantages

- ✓ Solutions with cross-manufacturer compatibility for standard and fast locking systems
- ✓ Reliable under the harshest conditions: cable connectors with vibration brake
- ✓ Modern, consistent design for highly convenient operation
- ✓ Easy, cost-effective cable assembly: uniform shielding of M17 to M40



Key Commercial Data

Packing unit	1 pc
GTIN	
GTIN	4055626618425

Technical data

Temperature range

Ambient temperature	-40 °C ... 125 °C
---------------------	-------------------

Standards and Regulations

Safety note	WARNING: The connectors may not be plugged in or disconnected under load. Ignoring the warning or improper use may damage persons and/or property.
	• WARNING: Commission properly functioning products only. The products must be regularly inspected for damage. Decommission defective products immediately. Replace damaged products. Repairs are not possible.
	• WARNING: Only electrically qualified personnel may install and operate the product. They must observe the following safety notes. The qualified personnel must be familiar with the basics of electrical engineering. They must be able to recognize and prevent danger. The relevant symbol on the packaging indicates that only personnel familiar with electrical engineering are allowed to install and operate the product.

Cable connector - M23-12P1N8A8004 - 1629209

Technical data

Standards and Regulations

	<ul style="list-style-type: none"> The products are suitable for applications in plant, controller, and electrical device engineering.
	<ul style="list-style-type: none"> When operating the connectors in outdoor applications, they must be separately protected against environmental influences.
	<ul style="list-style-type: none"> Assembled products may not be manipulated or improperly opened.
	<ul style="list-style-type: none"> Only use mating connectors that are specified in the technical data of the standards listed (e.g. the ones listed in the product accessories online at phoenixcontact.com/products).
	<ul style="list-style-type: none"> When using the product in direct connection with third-party manufacturers, the user is responsible.
	<ul style="list-style-type: none"> For operating voltages > 50 V AC, conductive connector housings must be grounded
	<ul style="list-style-type: none"> Ensure that the protective or functional ground has been properly connected.
	<ul style="list-style-type: none"> VDE 0100/1.97 § 411.1.3.2 and DIN EN 60 204/11.98 § 14.1.3 are applicable when combining several circuits in a cable and/or connector
	<ul style="list-style-type: none"> Only use tools recommended by Phoenix Contact
	<ul style="list-style-type: none"> The installation notes/Design In documents online on the download page at phoenixcontact.com/products must be observed for this product.
	<ul style="list-style-type: none"> Operate the connector only when it is fully plugged in and interlocked.
	<ul style="list-style-type: none"> Ensure that when laying the cable, the tensile load on the connectors does not exceed the upper limit specified in the standards.
	<ul style="list-style-type: none"> Observe the minimum bending radius of the cable. Lay the cable without twisting it.
	<ul style="list-style-type: none"> The connector warms up in normal operation. Depending on the ambient conditions, the surface of the connector can continue to warm up. In this case, the user is responsible for posting warnings (e.g. DIN EN ISO 13732-1:2008-12).

Data of the insulating body

Note	Order information: Order crimp contacts Ø 1 mm separately
Coding	N
Insulator material	PA 6.6
Contact connection method	Crimp connection
Type of contacts	Pin
Application	Signal
Number of positions	12
Direction of rotation	Standard
Contact diameter of signal contacts	1 mm
Litz wire cross section of signal contacts min.	0.08 mm ²
Litz wire cross section of signal contacts max.	1 mm ²
Nominal current per signal contact	8 A
Note	for max. connection cross section
Rated voltage of signal contact	150 V
Rated surge voltage	2.5 kV
Overvoltage category	III

Cable connector - M23-12P1N8A8004 - 1629209

Technical data

Data of the insulating body

Degree of pollution	3
Note	for max. connection cross section

Housing data

Housing material	GD-Zn
Type of locking	Screw locking
Degree of protection (when plugged in)	IP66 / IP68 (2 m / 24 h)
Thread type	M23

Cable seal data

Cable diameter	9 mm ... 15 mm
Sealing material	FKM

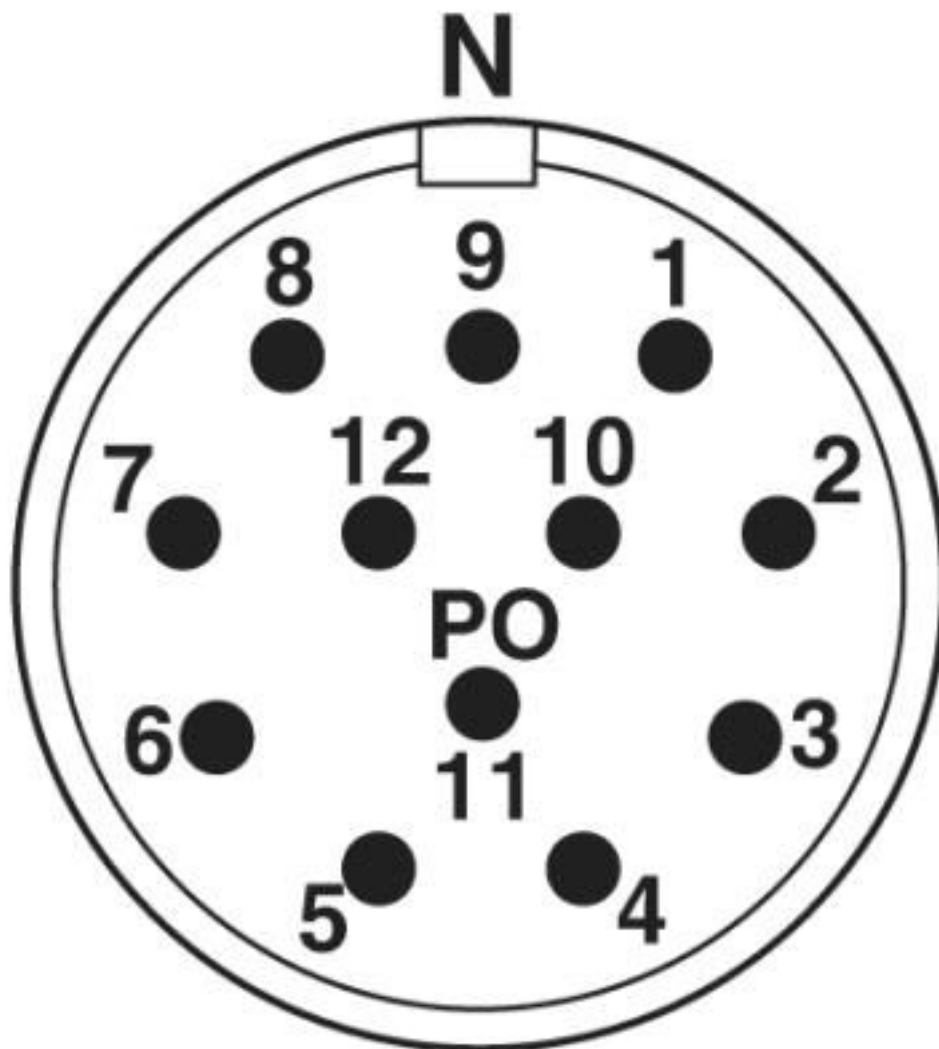
Environmental Product Compliance

China RoHS	Environmentally Friendly Use Period = 50 years
	For details about hazardous substances go to tab "Downloads", Category "Manufacturer's declaration"

Drawings

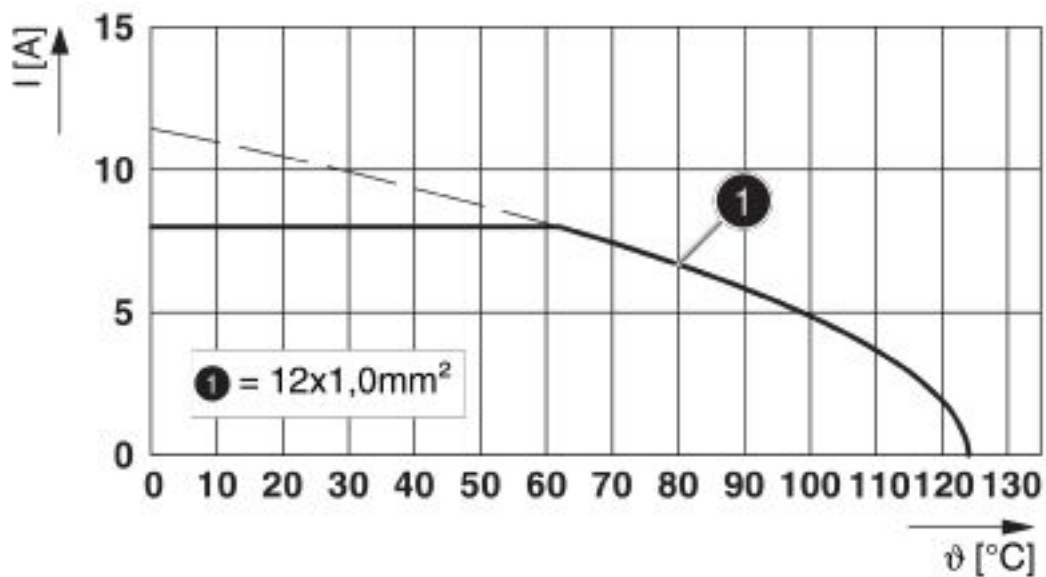
Cable connector - M23-12P1N8A8004 - 1629209

Schematic diagram



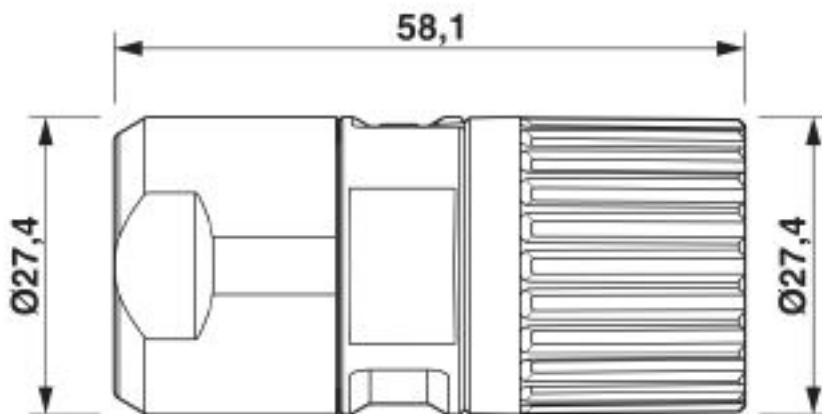
Cable connector - M23-12P1N8A8004 - 1629209

Diagram



I = current strength, ϑ = ambient temperature, 12x 8 A

Dimensional drawing



Technical drawings can be found under Downloads

Classifications

eCl@ss

eCl@ss 10.0.1	27440102
eCl@ss 8.0	27440102

Cable connector - M23-12P1N8A8004 - 1629209

Classifications

eCl@ss

eCl@ss 9.0	27440102
------------	----------

ETIM

ETIM 5.0	EC002635
ETIM 6.0	EC002061

Approvals

Approvals

Approvals

UL Recognized / cUL Recognized / cULus Recognized

Ex Approvals

Approval details

UL Recognized		http://database.ul.com/cgi-bin/XYV/template/LISEXT/1FRAME/index.htm E335019-20141210
Nominal voltage UN	150 V	
Nominal current IN	4 A	
mm ² /AWG/kcmil	20	

cUL Recognized		http://database.ul.com/cgi-bin/XYV/template/LISEXT/1FRAME/index.htm E335019-20141210
Nominal voltage UN	150 V	
Nominal current IN	3 A	
mm ² /AWG/kcmil	20	

cULus Recognized	
------------------	--

Accessories

Accessories

Circular connectors (device side)

Cable connector - M23-12P1N8A8004 - 1629209

Accessories

Hook wrench - SF-Z0027 - 1607455



Hook wrench

Crimp contact

Crimp contact - RC-12P2000 - 1597862



Crimp contact, turned, Single contact, contact diameter: 1 mm, crimp range: 0.14 mm² ... 0.56 mm²

Crimp contact - RC-11P2000 - 1596770



Crimp contact, turned, Single contact, contact diameter: 1 mm, crimp range: 0.08 mm² ... 0.22 mm²

Crimp contact - RC-1KP2000 - 1602996



Crimp contact, turned, Single contact, contact diameter: 1 mm, crimp range: 0.5 mm² ... 1 mm²

Crimp contact - RC-22P2400 - 1603325



Crimp contact, rolled, number of pieces per reel: 10000, contact diameter: 1 mm, crimp range: 0.22 mm² ... 0.56 mm²

Cable connector - M23-12P1N8A8004 - 1629209

Accessories

Crimp contact - RC-22P2000 - 1603321



Crimp contact, rolled, Single contact, contact diameter: 1 mm, crimp range: 0.22 mm² ... 0.56 mm²

Crimp contact - RC-22P2300 - 1603324



Crimp contact, rolled, Taped articles, number of pieces per reel: 500, contact diameter: 1 mm, crimp range: 0.22 mm² ... 0.56 mm²

Mounting material

Torque screwdriver - SF-Z0028 - 1607456



Torque screwdriver

Special wrench - RF-Z0007 - 1614347



Special wrench

Phoenix Contact 2020 © - all rights reserved
<http://www.phoenixcontact.com>

PHOENIX CONTACT GmbH & Co. KG
Flachsmarktstr. 8
32825 Blomberg
Germany
Tel. +49 5235 300
Fax +49 5235 3 41200
<http://www.phoenixcontact.com>

X-ON Electronics

Largest Supplier of Electrical and Electronic Components

Click to view similar products for [Circular Metric Connectors](#) category:

Click to view products by [Phoenix Contact](#) manufacturer:

Other Similar products are found below :

[600X518037X](#) [6STD15PCR99B70A](#) [8R4000A16M020](#) [8R5000A16M005](#) [1200910002](#) [1203580030](#) [1200910008](#) [1200910011](#) [1300140094](#)
[130203-0054](#) [1300140026](#) [1300150099](#) [RF-12S1N8A90DU](#) [1-3637-600-5205](#) [1612618](#) [21036836414](#) [8R4006A16M010](#) [8R5006A18A120](#)
[1604232](#) [1R3006A20M005](#) [RF-12P1N8A80DU](#) [RF-12P1N8A90DU](#) [41-40011](#) [42-01015](#) [4-22279-4](#) [4-22281-1](#) [4-22284-9](#) [43-00113](#) [43-](#)
[01088](#) [43-01203](#) [41-40013](#) [42-00008](#) [43-00343](#) [43-01032](#) [43-01162](#) [43-10000](#) [600X518050X](#) [SACC-DSI-FS-5P-PG9-L180 SC](#)
[8R5006A16M020](#) [8R5006A16M005](#) [8R4000A16M010](#) [6-22279-3](#) [1605332](#) [N03FA03144](#) [1300140077](#) [43-01338](#) [XS2RD4265](#) [XS2R-](#)
[D426-1](#) [XS8A-0441](#) [859RD04-103R004](#)