

Contact insert - HC-K 6/12-ESTS - 1636350

Please be informed that the data shown in this PDF Document is generated from our Online Catalog. Please find the complete data in the user's documentation. Our General Terms of Use for Downloads are valid (<http://phoenixcontact.com/download>)



HEAVYCON male insert, K6/12 series, with 6 power (axial screw connection) and 12 control contacts (screw connection)



Key Commercial Data

| | |
|--------------|---------------|
| Packing unit | 1 pc |
| GTIN | |
| GTIN | 4046356011495 |

Technical data

General

| | |
|-----------------------|--|
| Note | For HEAVYCON ADVANCE and HEAVYCON housing of type B16/B32, axial connection for 2 mm Allen wrench |
| | Connectors may be operated only when there is no load/voltage. |
| | The axial screw connection must be established using a 2 mm Allen key (for stranded conductors only) |
| Connection method | Axial screw connection (power contacts) Screw connection (control contacts) |
| Tightening torque | 0.5 Nm ... 0.8 Nm (control contacts) 1.5 Nm (Power contacts 2.5 ... 4 mm ²) 2 Nm (Power contacts 6 ... 8 mm ²) |
| Torque | 0.8 Nm ... 1.2 Nm (PE connection) 0.5 Nm ... 0.8 Nm (Mounting screws for mounting in the HEAVYCON housing) |
| Screwdriver blade | 0.5 x 3.5 mm (control contacts) |
| Degree of pollution | 3 |
| Overvoltage category | III |
| Number of positions | 6+12+PE |
| No. of power contacts | 6 |

Contact insert - HC-K 6/12-ESTS - 1636350

Technical data

General

| | |
|---|---|
| No. of control contacts | 12 |
| Insertion/withdrawal cycles | ≥ 500 |
| Size | B16 |
| | B32 |
| Contact numbering | 1 - 6 |
| Conductor cross section | 2.5 mm ² ... 8 mm ² (power contacts) |
| | 0.2 mm ² ... 2.5 mm ² (control contact) |
| Connection cross section AWG | 12 ... 10 (power contacts) |
| | 24 ... 14 (control contacts) |
| Stripping length of the individual wire | 8 mm +1 (Power contacts 6 ... 8 mm ²) |
| | 10 mm (control contacts) |
| | 5 mm +1 (Power contacts 2.5 ... 4 mm ²) |
| Wire diameter including insulation | 6.1 mm (max., power contacts) |
| Assembly instructions | To ensure correct use, installation in housing with IP54 protection or better is required |
| Connection | <p>Note regarding axial connection technology: Only for stranded wires. The specified conductor cross sections refer to the geometric cross section of the cable used. Cables with a geometric cross section which deviates significantly from the nominal cable cross section must be checked before use. The axial connection technology connection space is designed for fine strand cables according to VDE 0295 Class 5. Deviating cable structures (e.g., Class 6 cables) must be checked before use. Assembly instructions Before assembly, ensure that the tapered screw is fully loosened (chamber is open). Cables must not be twisted. The wires must be pushed into the contact chamber as far as they will go (until the insulation touches the contact). Hold the wires in position and tighten using an Allen key. The used wire end must be cut off before reconnection. The terminal screw must only be retightened once to prevent the litz wires from breaking. To prevent damage to the contact, the wire/cable must be mechanically held at an appropriate distance from the connection point (e.g., when used in a plate cut out). For notes on correct execution, see DIN VDE 0100-520:2003-06. Unused connections must be tightened with maximum torque.</p> |

Ambient conditions

| | |
|---------------------------------|-------------------|
| Ambient temperature (operation) | -40 °C ... 125 °C |
|---------------------------------|-------------------|

Material data

| | |
|--|----------|
| Contact material | Cu alloy |
| Material of contact surface, power contact | Ag |
| Material of contact surface, control contact | Ag |
| Contact carrier material | PC |

Electrical characteristics

| | |
|----------------------------------|----------------------|
| Rated voltage for power contacts | 230/400 V |
| Rated voltage (III/3) | 690 V |
| | 230 V (Conductor-PE) |

Contact insert - HC-K 6/12-ESTS - 1636350

Technical data

Electrical characteristics

| | |
|---------------------|--|
| | 400 V (Signal contacts, conductor-conductor) |
| Rated surge voltage | 8 kV (power contacts) |
| | 4 kV (control contacts) |
| Rated current | 40 A (power contacts) |
| | 10 A (control contacts) |

Standards and Regulations

| | |
|--|-----|
| Connection in acc. with standard | CSA |
| Flammability rating according to UL 94 | V0 |


Environmental Product Compliance

| | |
|------------|---|
| REACH SVHC | Lead 7439-92-1 |
| China RoHS | Environmentally Friendly Use Period = 50 years |
| | For details about hazardous substances go to tab "Downloads", Category "Manufacturer's declaration" |

Drawings

Contact insert - HC-K 6/12-ESTS - 1636350

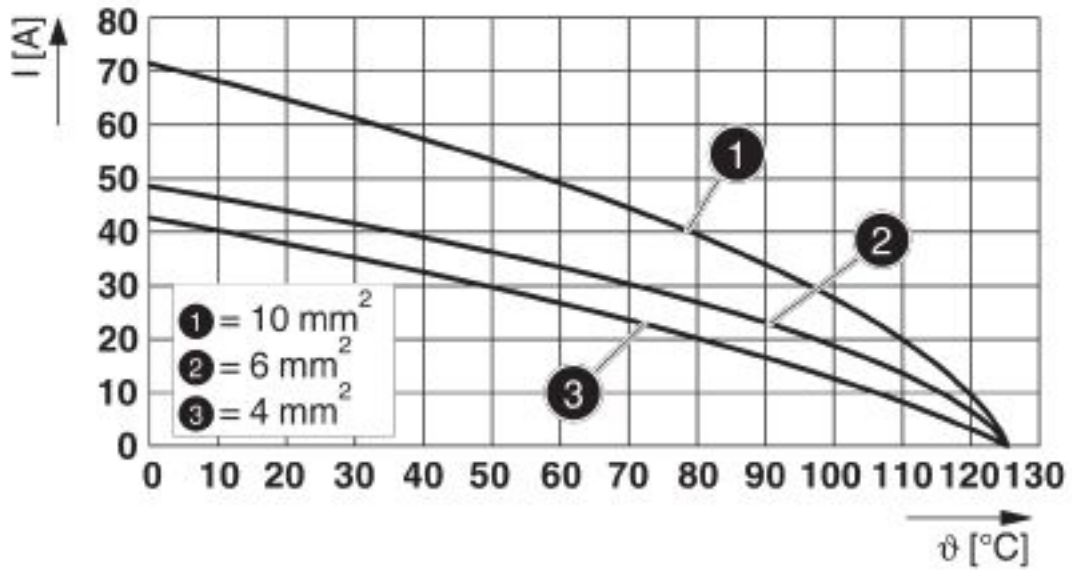
Schematic diagram



Connector pin assignment, connection side

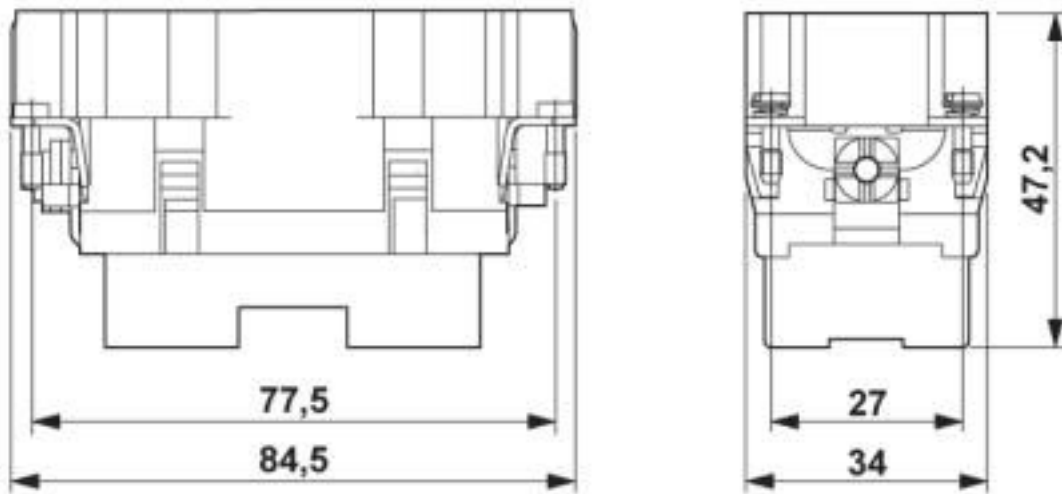
Contact insert - HC-K 6/12-ESTS - 1636350

Diagram



Derating curve

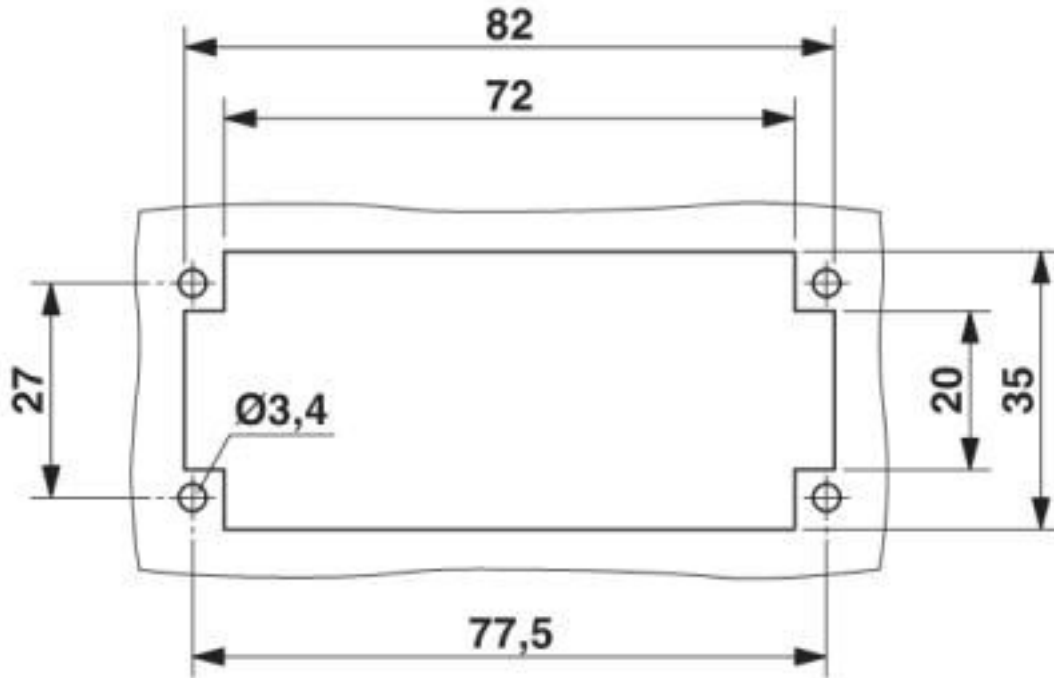
Dimensional drawing



Dimensional drawing

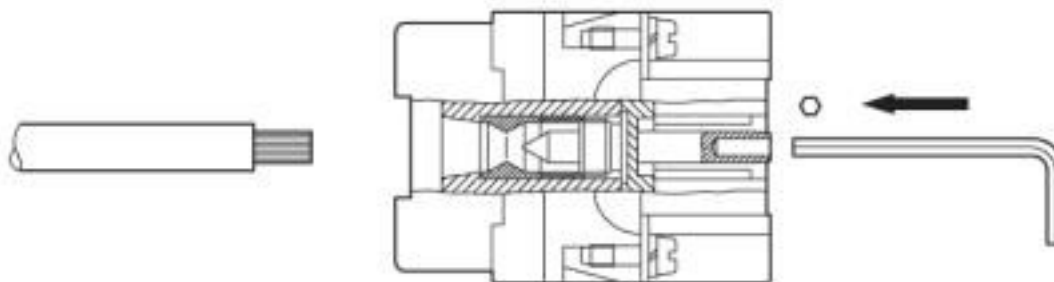
Contact insert - HC-K 6/12-ESTS - 1636350

Dimensional drawing



Mounting cutout when used without housing

Schematic diagram



Axial connection

Classifications

eCl@ss

| | |
|---------------|----------|
| eCl@ss 10.0.1 | 27440205 |
| eCl@ss 4.0 | 27140800 |
| eCl@ss 4.1 | 27140800 |
| eCl@ss 5.0 | 27143400 |
| eCl@ss 5.1 | 27261200 |
| eCl@ss 6.0 | 27261200 |
| eCl@ss 7.0 | 27440205 |

Contact insert - HC-K 6/12-ESTS - 1636350

Classifications

eCl@ss

| | |
|------------|----------|
| eCl@ss 8.0 | 27440205 |
| eCl@ss 9.0 | 27440205 |

ETIM

| | |
|----------|----------|
| ETIM 2.0 | EC000438 |
| ETIM 3.0 | EC000438 |
| ETIM 4.0 | EC000438 |
| ETIM 5.0 | EC000438 |
| ETIM 6.0 | EC000438 |
| ETIM 7.0 | EC000438 |

UNSPSC

| | |
|---------------|----------|
| UNSPSC 6.01 | 30211923 |
| UNSPSC 7.0901 | 39121522 |
| UNSPSC 11 | 39121522 |
| UNSPSC 12.01 | 39121522 |
| UNSPSC 13.2 | 39121522 |
| UNSPSC 18.0 | 39121522 |
| UNSPSC 19.0 | 39121522 |
| UNSPSC 20.0 | 39121522 |
| UNSPSC 21.0 | 39121522 |

Approvals

Approvals

Approvals

EAC / EAC / UL Recognized / cUL Recognized / cULus Recognized

Ex Approvals

Approval details

| | | |
|-----|--|--------------------------|
| EAC | | RU C- DE.AI30.B.01102 |
|-----|--|--------------------------|

| | | |
|-----|--|--------------------------|
| EAC | | RU C- DE.BL08.B.00511 |
|-----|--|--------------------------|

Contact insert - HC-K 6/12-ESTS - 1636350

Approvals

| | | | |
|----------------------------|--|---|---------|
| UL Recognized | | http://database.ul.com/cgi-bin/XYV/template/LISEXT/1FRAME/index.htm | E118976 |
| Nominal voltage UN | | 690 V | |
| Nominal current IN | | 40 A | |
| mm ² /AWG/kcmil | | 14-8 | |

| | | | |
|----------------------------|--|---|---------|
| cUL Recognized | | http://database.ul.com/cgi-bin/XYV/template/LISEXT/1FRAME/index.htm | E118976 |
| Nominal voltage UN | | 690 V | |
| Nominal current IN | | 40 A | |
| mm ² /AWG/kcmil | | 14-8 | |

| | |
|------------------|--|
| cULus Recognized | |
|------------------|--|

Accessories

Accessories

Coding element

Coding element - HC-CST - 1676857



Coding peg for coding up to 16 connectors

Coding element - HC-CBU - 1676860



Coding socket for coding up to 16 connectors

Contact insert - HC-K 6/12-ESTS - 1636350

Accessories

Coding bolt - HC-CB - 1772722



Coding pin, prevents mismatching of up to six connectors with an identical number of positions

Screwdriver tools

Screwdriver - SF-SL 0,6X3,5-100 S-VDE - 1212587



Actuation tool, for ST terminal blocks, VDE insulated, with slimmer insulation integrated in the blade, also suitable for use as a bladed screwdriver, size: 0.6 x 3.5 x 100 mm, 2-component grip, with non-slip grip

Socket spanner

Screwdriver - SF-THEX 2-100 - 1212637



T-handle screwdriver, for Allen screws, hexagonal (with chamfer), size: hex 2 x 100 mm, ergonomically shaped handle, matt chrome-plated

Additional products

Contact insert - HC-K 6/12-EBUS - 1636363



HEAVYCON female insert, K6/12 series, with 6 power (axial screw connection) and 12 control contacts (screw connection)

X-ON Electronics

Largest Supplier of Electrical and Electronic Components

Click to view similar products for [Heavy Duty Power Connectors](#) category:

Click to view products by [Phoenix Contact](#) manufacturer:

Other Similar products are found below :

[647757-1](#) [6643411-1](#) [6646058-2](#) [6646137-1](#) [6646138-1](#) [6646479-1](#) [6646608-1](#) [6646786-1](#) [6646940-1](#) [6651091-1](#) [6651525-1](#) [6651529-1](#)
[6651788-1](#) [696475-1](#) [702-32-01109](#) [703-25-02205](#) [73000005059](#) [73000005642](#) [73080255059](#) [73080965046](#) [765-15-0080A](#) [765-16-0080B](#)
[765-18-0080D](#) [829992-1](#) [902-77-02113](#) [PS00/A0620/6300](#) [PS25/A0420/63](#) [129-1J](#) [1409400](#) [AN0024023](#) [E6374G1](#) [e6389g2](#) [157-43GW8](#)
[MS3117-14AC](#) [1643543-1](#) [1650540-1](#) [1651811-2](#) [1766260-1](#) [1766282-1](#) [1766966-1](#) [1791340000](#) [NLDFT-3-BL-L-S120-M40A](#) [NLDFT-N-](#)
[W-L-C240-M40B](#) [NLS-2-R-C240-M40B](#) [NLS-N-W-C240-M40B](#) [NPS-3-BL-T6](#) [1986615-1](#) [2-1589900-8](#) [2199314-1](#) [KA8102](#)