

Contact insert - HC-BB 10-ESTC - 1687448

Please be informed that the data shown in this PDF Document is generated from our Online Catalog. Please find the complete data in the user's documentation. Our General Terms of Use for Downloads are valid (<http://phoenixcontact.com/download>)

HEAVYCON male insert, BB10 series, 10-pos., crimp connection



RoHS

Key Commercial Data

Packing unit	1 pc
GTIN	
GTIN	4017918609429

Technical data

General

Note	For HC-B6 housing, crimp contacts CK 2,5-ED (crimp contacts not included in scope of supply)
Connection method	Crimp connection
Degree of pollution	3
Overvoltage category	III
Number of positions	10+PE
Insertion/withdrawal cycles	≥ 500
Size	B6
Contact numbering	1 - 10
Conductor cross section	0.5 mm ² ... 4 mm ²
Connection cross section AWG	20 ... 12
Stripping length of the individual wire	7.5 mm
Assembly instructions	- Housing heights of h ≥ 72 mm are recommended when there is a high number of wires.
Connection	Connectors may only be inserted when there is no load/the power is switched off. Crimp contacts removed using the removal tool (1662722)

Ambient conditions

Ambient temperature (operation)	-40 °C ... 125 °C (including heating up of contacts)
---------------------------------	--

Contact insert - HC-BB 10-ESTC - 1687448

Technical data

Material data

Contact material	Copper alloy
Contact surface material	Ag (alternatively Au)
Contact carrier material	PC

Electrical characteristics

Rated voltage (III/3)	500 V
Rated surge voltage	6 kV
Rated current	16 A

Standards and Regulations

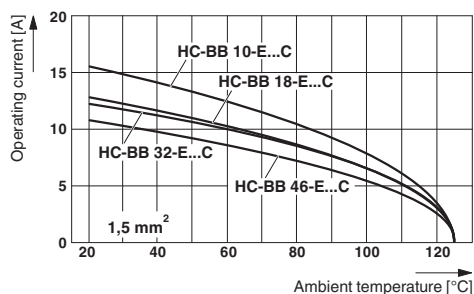
Connection in acc. with standard	CSA
Flammability rating according to UL 94	V0

Environmental Product Compliance

China RoHS	Environmentally friendly use period: unlimited = EFUP-e
	No hazardous substances above threshold values

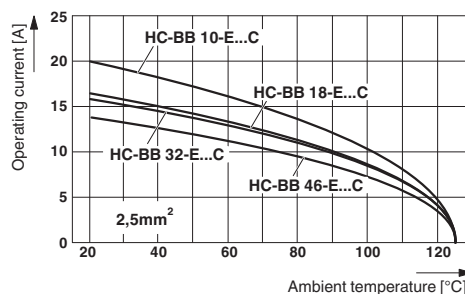
Drawings

Diagram



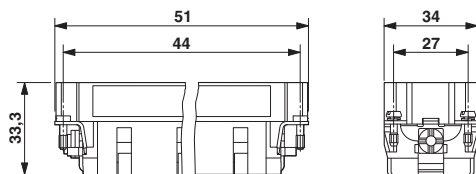
Derating diagram: Conductor cross section 1.5 mm²

Diagram



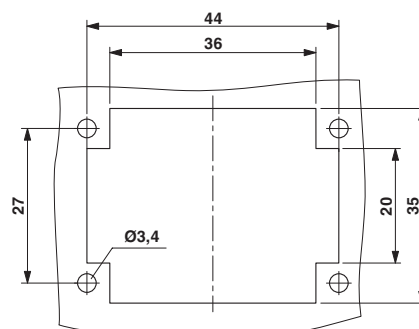
Derating diagram: Conductor cross section 2.5 mm²

Dimensional drawing



Male insert

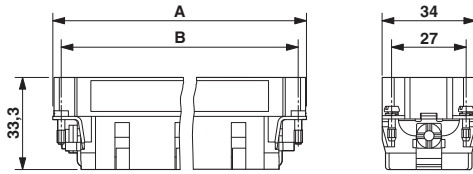
Dimensional drawing



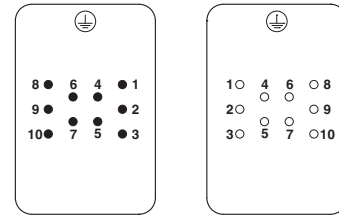
Mounting cutout

Contact insert - HC-BB 10-ESTC - 1687448

Dimensional drawing



Schematic diagram



Connector pin assignment: Left pin - right socket

Phoenix Contact 2018 © - all rights reserved
<http://www.phoenixcontact.com>

PHOENIX CONTACT GmbH & Co. KG
Flachsmarktstr. 8
32825 Blomberg
Germany
Tel. +49 5235 300
Fax +49 5235 3 41200
<http://www.phoenixcontact.com>

X-ON Electronics

Largest Supplier of Electrical and Electronic Components

Click to view similar products for [Heavy Duty Power Connectors](#) category:

Click to view products by [Phoenix Contact](#) manufacturer:

Other Similar products are found below :

[1424439](#) [1424438](#) [09330062652](#) [605601-1](#) [6340G1](#) [6341G1](#) [6360G1](#) [6373G1](#) [6374g2](#) [6396G1](#) [647757-1](#) [6643411-1](#) [6646058-2](#) [6646137-1](#)
[6646138-1](#) [6646348-1](#) [6646479-1](#) [6646608-1](#) [6646786-1](#) [6646940-1](#) [6651525-1](#) [6651529-1](#) [6651778-1](#) [6651788-1](#) [696465-1](#) [696475-1](#)
[73000005059](#) [73000005349](#) [73000005642](#) [73080965046](#) [765-15-0080A](#) [765-16-0080B](#) [789.700-44](#) [789.700-54](#) [80-1010](#) [80-9](#) [827381-1](#)
[829992-1](#) [902-77-02113](#) [PL00U-301-10D10](#) [PM103MOOLOO](#) [PM212MOOLOO](#) [PM309FOOLOO](#) [PM324FOOLCH](#) [PMHPAF11S03](#)
[PMHPAF14S01](#) [PMHPAM14P05](#) [PMHPAS06](#) [PMHPBF14S01](#) [PP45PC12S](#)