

## D-SUB contact support - VS-25-ST-DSUB-5P - 1689970

Please be informed that the data shown in this PDF Document is generated from our Online Catalog. Please find the complete data in the user's documentation. Our General Terms of Use for Downloads are valid (<http://phoenixcontact.com/download>)

D-SUB contact carrier, shell size 3, accommodation for five combined contacts, type of contact pin, straight, fixing with a 3 mm hole, for panel mounting frame and sleeve housing VS-25-...



RoHS

### Key Commercial Data

Packing unit	10 pc
GTIN	
GTIN	4017918914370

### Technical data

#### Mechanical characteristics

Connection method	Fitting to accept combined contact
Weight	7.59 g
Flammability rating according to UL 94	V0

#### Ambient conditions

Ambient temperature (operation)	-55 °C ... 125 °C
---------------------------------	-------------------

#### Material data

Contact surface material	Gold over nickel
Contact material	Copper alloy
Contact carrier material	PBTP
Housing material	Steel, yellow chromated
Width	12.4 mm
Height	12.93 mm
Length	53.42 mm
Mounting type	Hole

#### Electrical characteristics

Number of positions	5
---------------------	---

# D-SUB contact support - VS-25-ST-DSUB-5P - 1689970

## Technical data

### Standards and Regulations

Flammability rating according to UL 94	V0
Safety note	WARNING: The connectors may not be plugged in or disconnected under load. Ignoring the warning or improper use may damage persons and/or property.
	<ul style="list-style-type: none"> <li>• WARNING: Commission properly functioning products only. The products must be regularly inspected for damage. Decommission defective products immediately. Replace damaged products. Repairs are not possible.</li> </ul>
	<ul style="list-style-type: none"> <li>• WARNING: Only electrically qualified personnel may install and operate the product. They must observe the following safety notes. The qualified personnel must be familiar with the basics of electrical engineering. They must be able to recognize and prevent danger. The relevant symbol on the packaging indicates that only personnel familiar with electrical engineering are allowed to install and operate the product.</li> </ul>
	<ul style="list-style-type: none"> <li>• The products are suitable for applications in plant, controller, and electrical device engineering.</li> </ul>
	<ul style="list-style-type: none"> <li>• When operating the connectors in outdoor applications, they must be separately protected against environmental influences.</li> </ul>
	<ul style="list-style-type: none"> <li>• Assembled products may not be manipulated or improperly opened.</li> </ul>
	<ul style="list-style-type: none"> <li>• Only use mating connectors that are specified in the technical data of the standards listed (e.g. the ones listed in the product accessories online at phoenixcontact.com/products).</li> </ul>
	<ul style="list-style-type: none"> <li>• When using the product in direct connection with third-party manufacturers, the user is responsible.</li> </ul>
	<ul style="list-style-type: none"> <li>• For operating voltages &gt; 50 V AC, conductive connector housings must be grounded</li> </ul>
	<ul style="list-style-type: none"> <li>• Only use tools recommended by Phoenix Contact</li> </ul>
	<ul style="list-style-type: none"> <li>• The installation notes/Design In documents online on the download page at phoenixcontact.com/products must be observed for this product.</li> </ul>
	<ul style="list-style-type: none"> <li>• Use a protective cap to protect connectors that are not in use. The suitable accessories are available online in the accessory section of the product at phoenixcontact.com/products</li> </ul>
	<ul style="list-style-type: none"> <li>• Operate the connector only when it is fully plugged in and interlocked.</li> </ul>
	<ul style="list-style-type: none"> <li>• Operate the connector only when it is fully plugged in.</li> </ul>
	<ul style="list-style-type: none"> <li>• Ensure that when laying the cable, the tensile load on the connectors does not exceed the upper limit specified in the standards.</li> </ul>
	<ul style="list-style-type: none"> <li>• Observe the minimum bending radius of the cable. Lay the cable without twisting it.</li> </ul>
	<ul style="list-style-type: none"> <li>• VDE 0100/1.97 § 411.1.3.2 and DIN EN 60 204/11.98 § 14.1.3 are applicable when combining several circuits in a cable and/or connector</li> </ul>

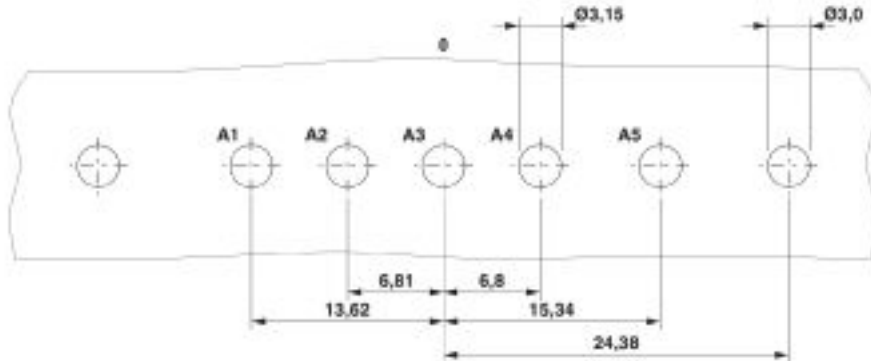
### Environmental Product Compliance

China RoHS	Environmentally friendly use period: unlimited = EFUP-e
	No hazardous substances above threshold values

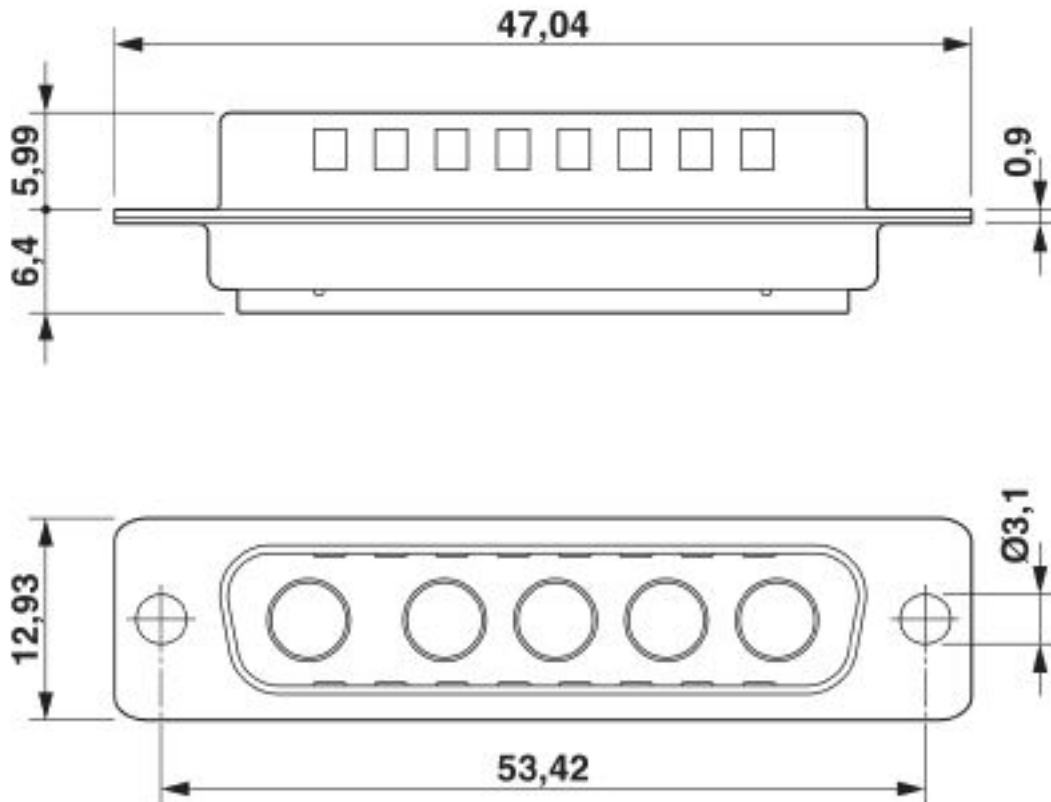
## Drawings

# D-SUB contact support - VS-25-ST-DSUB-5P - 1689970

Drilling diagram



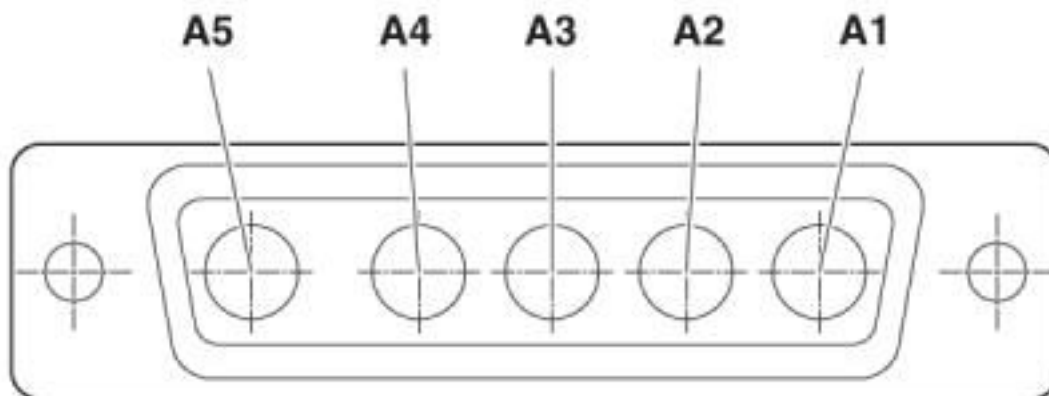
Dimensional drawing



D-SUB contact carrier

## D-SUB contact support - VS-25-ST-DSUB-5P - 1689970

Schematic diagram



### Classifications

#### eCl@ss

eCl@ss 10.0.1	27440205
eCl@ss 4.0	27260700
eCl@ss 4.1	27260700
eCl@ss 5.0	27260700
eCl@ss 5.1	27261200
eCl@ss 6.0	27261200
eCl@ss 7.0	27440302
eCl@ss 8.0	27440302
eCl@ss 9.0	27440205

#### ETIM

ETIM 2.0	EC000437
ETIM 3.0	EC000437
ETIM 4.0	EC000438
ETIM 5.0	EC001132
ETIM 6.0	EC000438
ETIM 7.0	EC000438

#### UNSPSC

UNSPSC 6.01	30211923
UNSPSC 7.0901	39121522
UNSPSC 11	39121522
UNSPSC 12.01	39121522
UNSPSC 13.2	39121522
UNSPSC 18.0	39121522
UNSPSC 19.0	39121522
UNSPSC 20.0	39121522
UNSPSC 21.0	39121522

## D-SUB contact support - VS-25-ST-DSUB-5P - 1689970

### Approvals

#### Approvals

---

#### Approvals


UL Recognized / EAC


---

#### Ex Approvals

---

### Approval details

UL Recognized		<a href="http://database.ul.com/cgi-bin/XYV/template/LISEXT/1FRAME/index.htm">http://database.ul.com/cgi-bin/XYV/template/LISEXT/1FRAME/index.htm</a>	FILE E 118976
---------------	---	---	---------------

EAC			B.01687
-----	--	--	---------

### Accessories

#### Accessories

#### Screw contact

D-SUB power contact - VS-ST-SC-2,6 - 1655483



Power contact, for D-SUB combination inserts, screw connection, pin, straight, rated current 20 A, gold-plated

---

#### Sleeve housings

D-SUB sleeve housings - CUC-DST-GPME-S/DSSC25 - 1419719



D-SUB sleeve housings, degree of protection: IP20, material: ABS, metal-plated, cable outlet: straight, size of housing: 3, color: Bare metallic

---

## D-SUB contact support - VS-25-ST-DSUB-5P - 1689970

### Accessories

D-SUB sleeve housings - CUC-DST-GPME-A/DSSC25 - 1419721



D-SUB sleeve housings, degree of protection: IP20, material: ABS, metal-plated, cable outlet: angled, size of housing: 3, color: Bare metallic

---

D-SUB sleeve housings - CUC-DST-GZNI-S/DSSC25 - 1419727



D-SUB sleeve housings, degree of protection: IP20, material: Zinc die-cast, cable outlet: straight, size of housing: 3, color: Bare metallic

---

D-SUB sleeve housings - CUC-DST-GZNI-A/DSSC25 - 1419728



D-SUB sleeve housings, degree of protection: IP20, material: Zinc die-cast, cable outlet: angled, size of housing: 3, color: Bare metallic

---

D-SUB sleeve housings - CUC-DST-GPME-S/DSFL25 - 1419736



D-SUB sleeve housings, degree of protection: IP20, material: ABS, metal-plated, cable outlet: straight, size of housing: 3, color: Bare metallic

---

D-SUB sleeve housings - CUC-DST-GPME-A/DSFL25 - 1419741



D-SUB sleeve housings, degree of protection: IP20, material: ABS, metal-plated, cable outlet: angled, size of housing: 3, color: Bare metallic

---

## D-SUB contact support - VS-25-ST-DSUB-5P - 1689970

### Accessories

D-SUB sleeve housings - CUC-DST-GZNI-S/DSFL25 - 1419758



D-SUB sleeve housings, degree of protection: IP20, material: Zinc die-cast, cable outlet: straight, size of housing: 3, color: Bare metallic

---

D-SUB sleeve housings - CUC-DST-GZNI-A/DSFL25 - 1419759



D-SUB sleeve housings, degree of protection: IP20, material: Zinc die-cast, cable outlet: angled, size of housing: 3, color: Bare metallic

---

### Solder contact

D-SUB coaxial contact - VS-ST-KX-50-RG178 - 1655506



Coaxial contact, for D-SUB combination inserts, solder cup, pin, straight, for cable RG -178, gold-plated

---

D-SUB coaxial contact - VS-ST-KX-50-RG174 - 1655548



Coaxial contact, for D-SUB combination inserts, solder cup, pin, straight, for cable RG 174, gold-plated

---

D-SUB coaxial contact - VS-ST-KX-50-RG58 - 1655580



Coaxial contact, for D-SUB combination inserts, solder cup, socket, straight, for cable RG 58, gold-plated

---

## D-SUB contact support - VS-25-ST-DSUB-5P - 1689970

### Accessories

D-SUB coaxial contact - VS-ST-KX-75-RG179/187 - 1655629



Coaxial contact, for D-SUB combination inserts, solder cup, pin, straight, for cable RG 179/187, gold-plated

---

D-SUB power contact - VS-ST-LK-3,6/22,4/2,6 - 1688243



Power contacts, for D-SUB combination inserts, pin, solder cup, straight, rated current 20 A, gold-plated

---

D-SUB power contact - VS-ST-LK-3,6/22,4/4,6 - 1688269



Power contacts, for D-SUB combination inserts, pin, solder cup, straight, rated current 40 A, gold-plated

---

---

Phoenix Contact 2020 © - all rights reserved  
<http://www.phoenixcontact.com>

PHOENIX CONTACT GmbH & Co. KG  
Flachsmarktstr. 8  
32825 Blomberg  
Germany  
Tel. +49 5235 300  
Fax +49 5235 3 41200  
<http://www.phoenixcontact.com>



## X-ON Electronics

Largest Supplier of Electrical and Electronic Components

*Click to view similar products for [D-Sub Mixed Contact Connectors](#) category:*

*Click to view products by [Phoenix Contact](#) manufacturer:*

Other Similar products are found below :

[790-025SF-5P5NMN](#) [790-025SJ-7P7NML](#) [DAM-7W2PC](#) [L717TWB5W5P3R](#) [L717TWB5W5PRM84](#) [L717TWP3W3P](#)  
[3003W3PXX56N40X](#) [3005W5PXX99E40X](#) [3005W5SXX99A30X](#) [3005W5SXX99E40X](#) [3013W6SCM99A10X](#) [3036W4PCM41A10X](#)  
[3036W4SCM99A10X](#) [FCE17-E2W2SS-2N0](#) [212522-7](#) [PII-468-1](#) [3003W3PXX43A10X](#) [3003W3SXX56N40X](#) [3005W5PXX88N40X](#)  
[3008W8SXX57A30X](#) [3009W4PCT57P20X](#) [3011W1SXX99A10X](#) [3017W2SAR69C40X](#) [3024W7SCM99A10X](#) [321WA4PXX99A60X](#)  
[3F3SSC22S41A30X](#) [L717TWA7W2PP2SY3R](#) [DBM-17W2S-1A8N-A190-A197-1](#) [421WA4PCR50E20X](#) [09691009009](#) [09691100022500](#)  
[09693009176](#) [09692009147](#) [09693909015](#) [6017W2PCM41B30X](#) [790-061SH-36W2NMNA](#) [790-044SE-7P3MNPB](#) [790-043PE-11P2MPA](#)  
[790-043PB-2P2MPB](#) [790-029SB-2P2MEPA](#) [790-028PK-9P9MPA](#) [790-028PH-54P2MGA](#) [790-028PH-36P2MNA](#) [790-028PB-2P2MPA](#) [790-](#)  
[027SH-5W5MTEP](#) [790-026PH-54P2ZNUG](#) [790-026PH-54P2MP](#) [790-026PH-36P2ZNUG](#) [790-026PH-36P2MG](#) [790-026PD-3P3MP](#)