

# Housing - HC-B 16-TMS-100/O1STM32S-STA - 1690244


Please be informed that the data shown in this PDF Document is generated from our Online Catalog. Please find the complete data in the user's documentation. Our General Terms of Use for Downloads are valid (<http://phoenixcontact.com/download>)



HEAVYCON ADVANCE standard powder-coated sleeve housing B16, with screw locking, height 100 mm, with 1xM32 thread, lateral cable outlet



## Key Commercial Data

Packing unit	10 pc
GTIN	 4 017918 822255
GTIN	4017918822255

## Technical data

### Dimensions

Height	100 mm
Width	57 mm
Length	126 mm
Length of the assembly cutout	86 mm
Width of the assembly cutout	35 mm

### Ambient conditions

Degree of protection of housing (IP)	IP66
	IP68 (0.2 bar/24 h)
	IP69K
Degree of protection of housing (NEMA)	4 (NEMA 250)
	4X (NEMA 250)
	6P (NEMA 250)
	12 (NEMA 250)
Ambient temperature (operation)	-40 °C ... 125 °C

### General

Note	For contact inserts HC-B16, BB32, D40, DD72, HS6, HV6, M, K
Size	B16

# Housing - HC-B 16-TMS-100/O1STM32S-STA - 1690244

## Technical data

### General

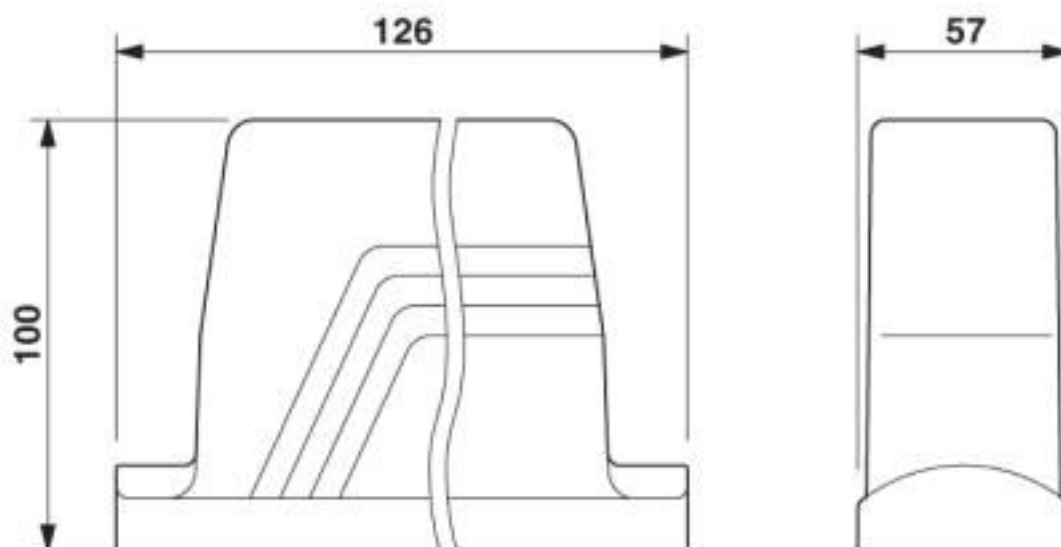
Housing type	Sleeve housing
Locking type	Screw locking
Torque	3 Nm (Locking screw)
Fixing screws	M6
No. of cable outlets	1
Cable outlet	lateral
Screw connection	none
Type of the screw connection	1x M32
Housing material	Aluminum die-cast
Housing surface material	Powder-coated, gray
Seal material	NBR
Material lock	Stainless steel
Assembly instructions	In order to guarantee that the ground conductor contact functions even when plugged in at an angle, the two panel mounting flanges must have sufficient electrical contact with the metal mounting panel.
Connection	Tightening torque of locking screw 3 Nm.

### Environmental Product Compliance

China RoHS	Environmentally friendly use period: unlimited = EFUP-e
	No hazardous substances above threshold values

## Drawings

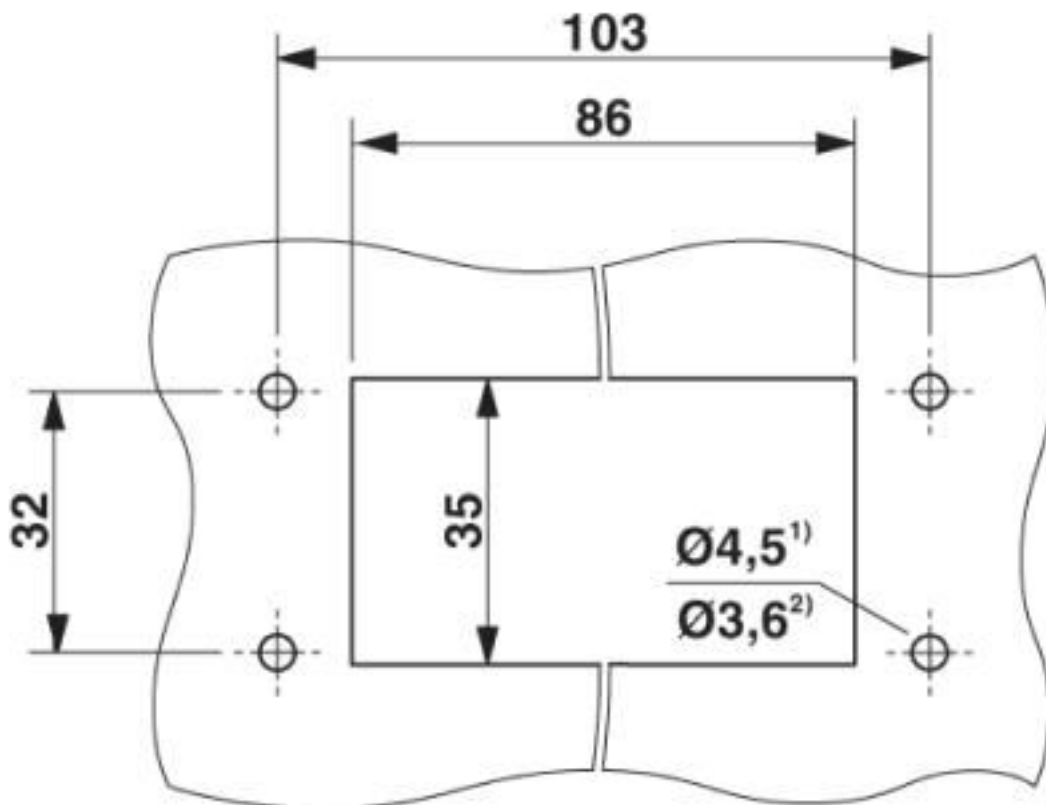
Dimensional drawing



Dimensional drawing

# Housing - HC-B 16-TMS-100/O1STM32S-STA - 1690244

Dimensional drawing



Mounting cutout

- 1) when M4 screws are used
- 2) when self-tapping Torx® screws are used (Torx® 20, M4)

## Classifications

eCl@ss

eCl@ss 4.0	27140816
eCl@ss 4.1	27140816
eCl@ss 5.0	27371205
eCl@ss 5.1	27371205
eCl@ss 6.0	27371205
eCl@ss 7.0	27371205
eCl@ss 8.0	27440202
eCl@ss 9.0	27440202

ETIM

ETIM 2.0	EC000437
ETIM 3.0	EC000437
ETIM 4.0	EC000437
ETIM 5.0	EC000437

# Housing - HC-B 16-TMS-100/O1STM32S-STA - 1690244

## Classifications

### ETIM

ETIM 6.0	EC000437
----------	----------

### UNSPSC

UNSPSC 6.01	31261502
UNSPSC 7.0901	31261502
UNSPSC 11	31261502
UNSPSC 12.01	31261502
UNSPSC 13.2	31261501
UNSPSC 19.0	31261501

## Accessories

### Accessories

#### Extension adapter

Extension adapter - ENLAR-M-KV-M32/M40 - 1647682



Step-up adapter, M32 to M40, including O-ring

---

### Full screw connection

Cable gland - G-INS-M32-M68N-PNES-GY - 1411127



Cable gland, cable gland material: PA, external cable diameter 15 mm ... 21 mm, shielding: no, connecting thread: M32 x 1.5, color: silver-gray RAL 7001

Cable gland - G-INS-M32-M68N-PNES-BK - 1411136



Cable gland, cable gland material: PA, external cable diameter 15 mm ... 21 mm, shielding: no, connecting thread: M32 x 1.5, color: jet black RAL 9005

## Housing - HC-B 16-TMS-100/O1STM32S-STA - 1690244

### Accessories

Cable gland - G-INS-M32-M68N-NNES-S - 1411166



Cable gland, cable gland material: Nickel-plated brass, external cable diameter 15 mm ... 21 mm, shielding: no, connecting thread: M32 x 1.5, color: silver, with O-ring

---

Cable gland - HC-M-KV-M32(19-27) - 1646010



Metal screw connection up to 5 bar, thread length: 8 mm, cable diameter: 19 - 27 mm, WAF 43, screw connection: M32

---

Cable gland - G-INSEC-M32-M68N-NCRS-S - 1411191



Cable gland, cable gland material: Nickel-plated brass, external cable diameter 14 mm ... 21 mm, shielding: yes, connecting thread: M32 x 1.5, color: silver, with O-ring

---

Cable gland - HC-M-KV-Z-M32 - 1646162



Metal screw connection with strain relief clamp, thread length: 8 mm, cable sealing area: 18 - 27 mm, clamping area: 19 - 30 mm, SW 40, screw connection: M32

---

Cable gland - HC-M-KV-T-M32 - 1646201



Metal screw connection with cable bend protection and strain relief, thread length: 8 mm, cable sealing area: 18 - 27 mm, clamping area: 20 - 30 mm, SW 40, screw connection: M32

---

### Panel mounting flange

## Housing - HC-B 16-TMS-100/O1STM32S-STA - 1690244

### Accessories

Mounting flange - HC-B-AF - 1686533



Panel mounting flange for HEAVYCON-ADVANCE TMS housing with screw locking

---

Mounting flange - HC-B-AF-SET - 1604638



Panel mounting flange for screw locking, set comprising 2 panel mounting flanges with 4 self-tapping screws (M4, Torx®) and 4 fan-type washers

---

### Plug for cable screw gland

Screw plug - HC-M-BS-M32 - 1645862



Screw plug, cable gland material: Nickel-plated brass, connecting thread: M32 x 1.5, color: silver

---

### Protective cover

Protective covers - HC-B 16-TMS-SD-IP50 - 1690752



Protective cover B16, Clip locking, protective cover material: PA, height: 31.2 mm, seal: no, with lanyard, diameter of retaining cord eyelet: 4 mm

---

Protective covers - HC-B 16-TMS-SD-IP65 - 1690794



HEAVYCON ADVANCE IP65 protective cover B16, for panel mounting side, with screw locking, with retaining cord, diameter of retaining cord eyelet 3 mm

---

### Reducing adapter

## Housing - HC-B 16-TMS-100/O1STM32S-STA - 1690244

### Accessories

Reducing adapter - REDUC-M-KV-M32/M25 - 1647637



Reducing adapter, material: Brass, nickel-plated, connecting thread: M32 x 1.5, color: silver, with O-ring

---

Phoenix Contact 2020 © - all rights reserved  
<http://www.phoenixcontact.com>

PHOENIX CONTACT GmbH & Co. KG  
Flachsmarktstr. 8  
32825 Blomberg  
Germany  
Tel. +49 5235 300  
Fax +49 5235 3 41200  
<http://www.phoenixcontact.com>

## X-ON Electronics

Largest Supplier of Electrical and Electronic Components

*Click to view similar products for [Heavy Duty Power Connectors](#) category:*

*Click to view products by [Phoenix Contact](#) manufacturer:*

Other Similar products are found below :

[1424439](#) [1424438](#) [09330062652](#) [605601-1](#) [6340G1](#) [6341G1](#) [6360G1](#) [6373G1](#) [6374g2](#) [6396G1](#) [647757-1](#) [6643411-1](#) [6646058-2](#) [6646137-1](#)  
[6646138-1](#) [6646348-1](#) [6646479-1](#) [6646608-1](#) [6646786-1](#) [6646940-1](#) [6651525-1](#) [6651529-1](#) [6651778-1](#) [6651788-1](#) [696465-1](#) [696475-1](#)  
[73000005059](#) [73000005349](#) [73000005642](#) [73080965046](#) [765-15-0080A](#) [765-16-0080B](#) [789.700-44](#) [789.700-54](#) [80-1010](#) [80-9](#) [827381-1](#)  
[829992-1](#) [902-77-02113](#) [PL00U-301-10D10](#) [PM103MOOLOO](#) [PM212MOOLOO](#) [PM309FOOLOO](#) [PM324FOOLCH](#) [PMHPAF11S03](#)  
[PMHPAF14S01](#) [PMHPAM14P05](#) [PMHPAS06](#) [PMHPBF14S01](#) [PP45PC12S](#)