

PCB terminal block - ZFKDSA 1,5-7,62 - 1706727

Please be informed that the data shown in this PDF Document is generated from our Online Catalog. Please find the complete data in the user's documentation. Our General Terms of Use for Downloads are valid (<http://phoenixcontact.com/download>)




PCB terminal block, nominal current: 16 A, rated voltage (III/2): 320 V, nominal cross section: 1.5 mm², pitch: 7.62 mm, number of positions: 1, connection method: Spring-cage connection, mounting: Wave soldering, conductor/PCB connection direction: 45 °, color: green, Pin layout: Linear pinning, Solder pin [P]: 3.5 mm. End terminal block for terminating custom-grouped blocks.

Your advantages

- Defined contact force ensures that contact remains stable over the long term
- Clamping space opened by means of fixed screwdriver enables convenient conductor connection
- Angled connection enables multi-row arrangement on the PCB
- The latching on the side enables various numbers of positions to be combined
- Two solder pins reduce the mechanical strain on the soldering spots



Key Commercial Data

| | |
|--------------|---|
| Packing unit | 250 pc |
| GTIN |  4 017918 136666 |
| GTIN | 4017918136666 |

Technical data

Item properties

| | |
|---------------------------|------------------------|
| Brief article description | PCB terminal block |
| Range of articles | ZFKDS(A) 1,5 |
| Pitch | 7.62 mm |
| Number of positions | 1 |
| Connection method | Spring-cage connection |
| Mounting type | Wave soldering |
| Pin layout | Linear pinning |
| Number of levels | 1 |
| Number of connections | 1 |
| Number of potentials | 1 |

Electrical parameters

PCB terminal block - ZFKDSA 1,5-7,62 - 1706727

Technical data

Electrical parameters

| | |
|-----------------------------|-------|
| Nominal current | 16 A |
| Nom. voltage | 320 V |
| Rated voltage | 250 V |
| Rated voltage (III/2) | 320 V |
| Rated voltage (II/2) | 630 V |
| Rated surge voltage (III/3) | 4 kV |
| Rated surge voltage (III/2) | 4 kV |
| Rated surge voltage (II/2) | 4 kV |

Connection capacity

| | |
|---|--|
| Connection method | Spring-cage connection |
| Conductor cross section solid | 0.2 mm ² ... 2.5 mm ² |
| Conductor cross section flexible | 0.2 mm ² ... 1.5 mm ² |
| Conductor cross section AWG / kcmil | 24 ... 14 |
| Conductor cross section flexible, with ferrule without plastic sleeve | 0.25 mm ² ... 1.5 mm ² |
| Conductor cross section, flexible, with ferrule, with plastic sleeve | 0.25 mm ² ... 1.5 mm ² |

Material data - contact

| | |
|--|---|
| Note | WEEE/RoHS-compliant, free of whiskers according to IEC 60068-2-82/ JEDEC JESD 201 |
| Contact material | Cu alloy |
| Surface characteristics | hot-dip tin-plated |
| Metal surface terminal point (top layer) | Tin (10 - 16 µm Sn) |
| Metal surface soldering area (top layer) | Tin (10 - 16 µm Sn) |

Material data - housing

| | |
|---|--------------|
| Housing color | green (6021) |
| Insulating material | PA |
| Insulating material group | I |
| CTI according to IEC 60112 | 600 |
| Flammability rating according to UL 94 | V0 |
| Glow wire flammability index GWFI according to EN 60695-2-12 | 850 |
| Glow wire ignition temperature GWIT according to EN 60695-2-13 | 775 |
| Temperature for the ball pressure test according to EN 60695-10-2 | 125 °C |

Dimensions for the product

| | |
|-----------------------------|---------|
| Length [l] | 16.9 mm |
| Width [w] | 7.62 mm |
| Pitch | 7.62 mm |
| Height (without solder pin) | 15 mm |
| Solder pin [P] | 3.5 mm |

Packaging information

| | |
|-------------------|---------------------|
| Type of packaging | packed in cardboard |
|-------------------|---------------------|

PCB terminal block - ZFKDSA 1,5-7,62 - 1706727

Technical data

Packaging information

| | |
|----------------------------|------|
| Pieces per package | 250 |
| Denomination packing units | Pcs. |

Electrical tests

| | |
|-----------------------------|---------------------|
| Rated current | 16 A |
| Conductor cross section | 1.5 mm ² |
| Rated voltage (III/2) | 320 V |
| Rated surge voltage (III/2) | 4 kV |

Standards and Regulations

| | |
|--|--------|
| Connection in acc. with standard | EN-VDE |
| | CSA |
| Flammability rating according to UL 94 | V0 |

Environmental Product Compliance

| | |
|------------|---|
| China RoHS | Environmentally friendly use period: unlimited = EFUP-e |
| | No hazardous substances above threshold values |

Classifications

eCl@ss

| | |
|---------------|----------|
| eCl@ss 10.0.1 | 27440401 |
| eCl@ss 4.0 | 27141100 |
| eCl@ss 4.1 | 27141100 |
| eCl@ss 5.0 | 27141100 |
| eCl@ss 5.1 | 27261100 |
| eCl@ss 6.0 | 27261100 |
| eCl@ss 7.0 | 27440401 |
| eCl@ss 8.0 | 27440401 |
| eCl@ss 9.0 | 27440401 |

ETIM

| | |
|----------|----------|
| ETIM 3.0 | EC001121 |
| ETIM 4.0 | EC002643 |
| ETIM 5.0 | EC002643 |
| ETIM 6.0 | EC002643 |
| ETIM 7.0 | EC002643 |

UNSPSC

| | |
|---------------|----------|
| UNSPSC 6.01 | 30211801 |
| UNSPSC 7.0901 | 39121432 |
| UNSPSC 11 | 39121432 |
| UNSPSC 12.01 | 39121432 |

PCB terminal block - ZFKDSA 1,5-7,62 - 1706727

Classifications

UNSPSC

| | |
|-------------|----------|
| UNSPSC 13.2 | 39121432 |
| UNSPSC 18.0 | 39121432 |
| UNSPSC 19.0 | 39121432 |
| UNSPSC 20.0 | 39121432 |
| UNSPSC 21.0 | 39121432 |

Approvals


Approvals

Approvals


CSA / CCA / KEMA-KEUR / IEC60364 CB Scheme / EAC / cULus Recognized

Ex Approvals

Approval details

| | | | |
|----------------------------|---|---|-------|
| CSA |  | http://www.csagroup.org/services-industries/product-listing/ | 13631 |
| | B | D | |
| Nominal voltage UN | 300 V | 300 V | |
| Nominal current IN | 10 A | 10 A | |
| mm ² /AWG/kcmil | 28-12 | 28-12 | |

| | |
|----------------------------|-------------|
| CCA | NTR NL-7074 |
| Nominal voltage UN | 250 V |
| mm ² /AWG/kcmil | 1.5 |

| | | | |
|----------------------------|---|---|------------|
| KEMA-KEUR |  | http://www.dekra-certification.com | 2160724.01 |
| Nominal voltage UN | 250 V | | |
| mm ² /AWG/kcmil | 1.5 | | |

PCB terminal block - ZFKDSA 1,5-7,62 - 1706727

Approvals

| | | | |
|----------------------------|-------|---|----------|
| IECEE CB Scheme | | http://www.iecee.org/ | NL-25836 |
| Nominal voltage UN | 250 V | | |
| mm ² /AWG/kcmil | 1.5 | | |

| | | |
|-----|--|---------|
| EAC | | B.01687 |
|-----|--|---------|

| | | | |
|----------------------------|-------|---|-----------------|
| cULus Recognized | | http://database.ul.com/cgi-bin/XYV/template/LISEXT/1FRAME/index.htm | E60425-19941110 |
| | B | D | |
| Nominal voltage UN | 250 V | 300 V | |
| Nominal current IN | 10 A | 10 A | |
| mm ² /AWG/kcmil | 26-12 | 26-12 | |

Phoenix Contact 2020 © - all rights reserved
<http://www.phoenixcontact.com>

PHOENIX CONTACT GmbH & Co. KG
Flachsmarktstr. 8
32825 Blomberg
Germany
Tel. +49 5235 300
Fax +49 5235 3 41200
<http://www.phoenixcontact.com>

X-ON Electronics

Largest Supplier of Electrical and Electronic Components

Click to view similar products for [Fixed Terminal Blocks](#) category:

Click to view products by [Phoenix Contact](#) manufacturer:

Other Similar products are found below :

[MBE-1512](#) [MBE-154](#) [MBE-156](#) [MBES-153](#) [MBES-156](#) [MH-2512](#) [MHE-132](#) [MHE-163](#) [MI-254 \(35\)](#) [MI-272](#) [880507](#) [MPT-275](#)
[15602-04-08-21](#) [BA311TU](#) [BA411SU](#) [MV-152](#) [MV-252-D](#) [MV-253/NCNOC](#) [MV-254-D](#) [MV-255](#) [MV-462](#) [MV-493](#) [MVE-252](#) [MVE-253](#)
[MVE-273](#) [MVEB-153](#) [1700096](#) [1705142](#) [1712417](#) [1713020](#) [1713088](#) [1745195](#) [1760594](#) [1776118-2](#) [1790852](#) [1-796689-8](#) [1-796692-6](#)
[1800001](#) [1800114](#) [1995279](#) [20020314-C121B01LF](#) [CB2-12](#) [KP03215000J0G](#) [KP04215000J0G](#) [S451](#) [282802-2](#) [29.007](#) [29.116](#) [30.103](#)
[30.106](#)