

## FRONT 2,5-V/SA 5/16 BK TS - 1707282

Please be informed that the data shown in this PDF Document is generated from our Online Catalog. Please find the complete data in the user's documentation. Our General Terms of Use for Downloads are valid (<http://phoenixcontact.com/download>)

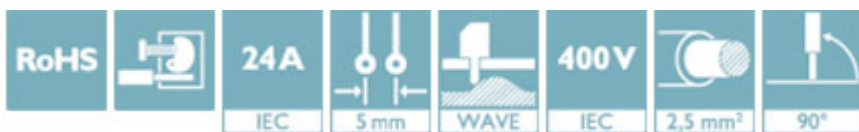


PCB terminal block, nominal current: 24 A, nom. voltage: 400 V, pitch: 5 mm, number of positions: 16, connection method: Front screw connection, mounting: Wave soldering, conductor/PCB connection direction: 90 °, color: black

The figure shows a 1-pos. version of the product

### Your advantages

- ✓ Well-known connection principle allows worldwide use
- ✓ Low temperature rise, thanks to maximum contact force
- ✓ Allows connection of two conductors
- ✓ Operation and conductor connection from one direction enable integration into front of device
- ✓ Two solder pins reduce the mechanical strain on the soldering spots
- ✓ The latching on the side enables various numbers of positions to be combined



### Key Commercial Data

Packing unit	10 pc
Minimum order quantity	10 pc
GTIN	
GTIN	4046356918978

### Technical data

#### Item properties

Brief article description	PCB terminal block
Range of articles	FRONT 2,5-V/SA 5
Pitch	5 mm
Number of positions	16
Connection method	Front screw connection
Screw thread	M2,5
Mounting type	Wave soldering
Pin layout	Linear double pinning

# FRONT 2,5-V/SA 5/16 BK TS - 1707282

## Technical data

### Item properties

Number of levels	1
------------------	---

### Electrical parameters

Rated current	24 A
Rated insulation voltage (III/2)	400 V
Rated surge voltage (III/2)	4 kV

### Connection capacity

Conductor cross section solid	0.2 mm <sup>2</sup> ... 2.5 mm <sup>2</sup>
Conductor cross section flexible	0.2 mm <sup>2</sup> ... 2.5 mm <sup>2</sup>
Conductor cross section AWG / kcmil	24 ... 14
Conductor cross section flexible, with ferrule without plastic sleeve	0.25 mm <sup>2</sup> ... 1.5 mm <sup>2</sup>
Conductor cross section, flexible, with ferrule, with plastic sleeve	0.25 mm <sup>2</sup> ... 1.5 mm <sup>2</sup>
2 conductors with same cross section, solid	0.2 mm <sup>2</sup> ... 0.75 mm <sup>2</sup>
2 conductors with same cross section, flexible	0.2 mm <sup>2</sup> ... 0.75 mm <sup>2</sup>
2 conductors with same cross section, stranded, ferrules without plastic sleeve	0.25 mm <sup>2</sup> ... 0.34 mm <sup>2</sup>
Stripping length	9 mm
Torque	0.4 Nm ... 0.5 Nm

### Material data - contact

Note	WEEE/RoHS-compliant, free of whiskers according to IEC 60068-2-82/ JEDEC JESD 201
Contact material	Cu alloy
Surface characteristics	hot-dip tin-plated
Metal surface terminal point (top layer)	Tin (4 - 8 µm Sn)
Metal surface soldering area (top layer)	Tin (4 - 8 µm Sn)

### Material data - housing

Insulating material	PA
Insulating material group	I
CTI according to IEC 60112	600
Flammability rating according to UL 94	V0
Glow wire flammability index GWFI according to EN 60695-2-12	850
Glow wire ignition temperature GWIT according to EN 60695-2-13	775
Temperature for the ball pressure test according to EN 60695-10-2	125 °C

### Dimensions for the product

Length [ L ]	18.5 mm
Pitch	5 mm
Height (without solder pin)	20 mm
Solder pin [ P ]	3.5 mm
Pin spacing	5 mm
Pin dimensions	0.8 x 0.8 mm

# FRONT 2,5-V/SA 5/16 BK TS - 1707282

## Technical data

### Dimensions for the product

Dimension a	75 mm
-------------	-------

### Dimensions for PCB design

Hole diameter	1.2 mm
Pin spacing	5 mm

### Packaging information

Type of packaging	packed in cardboard
Pieces per package	10
Denomination packing units	Pcs.

### Ambient conditions

Ambient temperature (storage/transport)	-40 °C ... 70 °C
Ambient temperature (assembly)	-5 °C ... 100 °C
Ambient temperature (operation)	-40 °C

### Termination and connection method

Test for conductor damage and slackening	IEC 60999-1:1999-11
	Test passed

### Pull-out test

Pull-out test	IEC 60999-1:1999-11
	Test passed
Conductor cross section / conductor type / tensile force	0.2 mm <sup>2</sup> / solid / > 10 N
	0.2 mm <sup>2</sup> / flexible / > 10 N
	2.5 mm <sup>2</sup> / flexible / > 50 N
	2.5 mm <sup>2</sup> / solid / > 50 N

### Mechanical tests according to standard

Test specification	IEC 60947-7-4
--------------------	---------------

### Electrical tests

Rated current	24 A
Rated insulation voltage (III/2)	400 V
Rated surge voltage (III/2)	4 kV

### Air clearances and creepage distances

Insulating material group	I
Voltage	250 V
Rated insulation voltage (III/3)	250 V
Rated insulation voltage (III/2)	400 V
Rated insulation voltage (II/2)	630 V
Rated surge voltage (III/3)	4 kV
Rated surge voltage (III/2)	4 kV
Rated surge voltage (II/2)	4 kV

# FRONT 2,5-V/SA 5/16 BK TS - 1707282

## Technical data

### Current carrying capacity / derating curves

Specification	IEC 60947-7-4
---------------	---------------

### Standards and Regulations

Connection in acc. with standard	EN-VDE
	CSA

### Environmental Product Compliance

China RoHS	Environmentally friendly use period: unlimited = EFUP-e
	No hazardous substances above threshold values

## Approvals

### Approvals


#### Approvals

DNV GL / CSA / RS / EAC / cULus Recognized


#### Ex Approvals

### Approval details

DNV GL	<a href="http://exchange.dnv.com/tari/">http://exchange.dnv.com/tari/</a>	TAE00001EV
--------	---	------------


CSA		<a href="http://www.csagroup.org/services-industries/product-listing/">http://www.csagroup.org/services-industries/product-listing/</a>	13631
	D	B	
Nominal voltage UN	300 V	300 V	
Nominal current IN	10 A	10 A	
mm <sup>2</sup> /AWG/kcmil	24-12	24-12	

RS		<a href="http://www.rs-head.spb.ru/en/index.php">http://www.rs-head.spb.ru/en/index.php</a>	17.00014.272
----	---	---	--------------

EAC			B.01742
-----	---	--	---------

# FRONT 2,5-V/SA 5/16 BK TS - 1707282

## Approvals

cULus Recognized		<a href="http://database.ul.com/cgi-bin/XYV/template/LISEXT/1FRAME/index.htm">http://database.ul.com/cgi-bin/XYV/template/LISEXT/1FRAME/index.htm</a>	E60425-19860303
	D	B	C
Nominal voltage UN	300 V	300 V	300 V
Nominal current IN	10 A	10 A	17 A
mm <sup>2</sup> /AWG/kcmil	30-12	30-12	30-12

Phoenix Contact 2018 © - all rights reserved  
<http://www.phoenixcontact.com>

PHOENIX CONTACT GmbH & Co. KG  
Flachsmarktstr. 8  
32825 Blomberg  
Germany  
Tel. +49 5235 300  
Fax +49 5235 3 41200  
<http://www.phoenixcontact.com>

## X-ON Electronics

Largest Supplier of Electrical and Electronic Components

*Click to view similar products for [Fixed Terminal Blocks](#) category:*

*Click to view products by [Phoenix Contact](#) manufacturer:*

Other Similar products are found below :

[MBE-1512](#) [MBE-154](#) [MBE-156](#) [MBES-153](#) [MBES-156](#) [MH-2512](#) [MHE-132](#) [MHE-163](#) [MI-254 \(35\)](#) [MI-272](#) [880507](#) [MPT-275](#)  
[15602-04-08-21](#) [BA311TU](#) [BA411SU](#) [MV-152](#) [MV-252-D](#) [MV-253/NCNOC](#) [MV-254-D](#) [MV-255](#) [MV-462](#) [MV-493](#) [MVE-252](#) [MVE-253](#)  
[MVE-273](#) [MVEB-153](#) [1700096](#) [1705142](#) [1712417](#) [1713020](#) [1713088](#) [1745195](#) [1760594](#) [1776118-2](#) [1790852](#) [1-796689-8](#) [1-796692-6](#)  
[1800001](#) [1800114](#) [1995279](#) [20020314-C121B01LF](#) [CB2-12](#) [KP03215000J0G](#) [KP04215000J0G](#) [S451](#) [282802-2](#) [29.007](#) [29.116](#) [30.103](#)  
[30.106](#)