

SMD female connectors - FP 1,27/ 50-FV 9,05 - 1714886

Please be informed that the data shown in this PDF Document is generated from our Online Catalog. Please find the complete data in the user's documentation. Our General Terms of Use for Downloads are valid (<http://phoenixcontact.com/download>)



SMD female connector, Nominal current at 20 °C: 1.4 A, Test voltage: 500 V AC, number of positions: 50, pitch: 1.27 mm, color: black, contact surface: Gold, mounting: SMD soldering

The figure shows a 12-pos. version with 12 contacts

Your advantages

- ✓ Gold-plated contacts ensure transfer quality remains stable over the long term
- ✓ Compact, high-position board-to-board or wire-to-board connectors for space-saving device designs
- ✓ Stacked, coplanar or orthogonal PCB connections enable maximum flexibility in the device
- ✓ Male and female connectors of different height can be combined – for individual PCB spacing of 8 mm ... 13.8 mm



Key Commercial Data

Packing unit	280 pc
Minimum order quantity	280 pc
GTIN	
GTIN	4055626400488

Technical data

Item properties

Brief article description	SMD female connectors
Plug-in system	FINEPITCH 1,27 mm
Type of contact	Female connector
Range of articles	FP 1,27/...-FV 9,05
Pitch	1.27 mm
Number of positions	50
Mounting type	SMD soldering
Pin layout	Linear pad geometry
Number of levels	2
Number of potentials	50

SMD female connectors - FP 1,27/ 50-FV 9,05 - 1714886

Technical data

Electrical data

Nominal current at 20 °C	1.4 A (50-pos.)
Test voltage	500 V AC
Contact resistance	≤25 mΩ, (IEC 60512-2-1:2002-02)
Insulation resistance	≥ 10 GΩ, (IEC 60512-3-1:2002-02)

Material data - contact

Note	WEEE/RoHS-compliant, free of whiskers according to IEC 60068-2-82/ JEDEC JESD 201
Contact material	Cu alloy
Surface characteristics	Selective coating
Metal surface contact area (top layer)	Gold (Au)
Metal surface contact area (middle layer)	Nickel (Ni), Palladium nickel (PdNi)

Material data - housing

Insulating material	LCP
Insulating material group	IIIa
CTI according to IEC 60112	175
Flammability rating according to UL 94	V0

Dimensions for the product

Length [l]	7.2 mm
Width [w]	36.84 mm
Height [h]	9.75 mm
Pitch	1.27 mm
Height (without solder pin)	9.05 mm
Pin spacing	1.27 mm
Coplanarity	≤ 0.1 mm

Dimensions for PCB design

Pin spacing	1.27 mm
-------------	---------

Dimensions for the application

Contact cover	0.9 mm
Overlap length	1.5 mm
Medium offset	± 0.7 mm in longitudinal and transverse direction
Angular tolerance	± 4 ° in longitudinal direction
	± 2 ° in transverse direction
Stack height	10.8 mm Tolerance: +1,5 mm (in combination with Range of articles:FP 1,27/...-MV 1,75)
	12.3 mm Tolerance: +1,5 mm (in combination with Range of articles:FP 1,27/...-MV 3,25)

Packaging information

Type of packaging	56 mm wide tape
Pieces per package	280

SMD female connectors - FP 1,27/ 50-FV 9,05 - 1714886

Technical data

Packaging information

Denomination packing units	Pcs.
[W] tape width	56 mm
[A] coil diameter	330 mm
[W2] coil overall dimension	62.4 mm
Outer packaging type	Transparent-Bag
ESD level	(D) electrostatically conductive
Specification	DIN EN 61340-5-1 (VDE 0300-5-1): 2008-07

General product information

Type of note	Notes on operation
Note	The permissible voltage during operation depends on the application, taking into consideration the air clearances and creepage distances within the scope of insulation requirements in accordance with IEC 60664-1.

Processing notes

Process	Reflow soldering
Specification	Following IPC/JEDEC J-STD-020E:2014-12
Moisture Sensitive Level	MSL 1
Classification temperature T _c	260 °C

Ambient conditions

Ambient temperature (storage/transport)	-40 °C ... 70 °C
Ambient temperature (assembly)	-5 °C ... 100 °C
Ambient temperature (operation)	-55 °C ... 125 °C

Mechanical tests

Insertion and withdrawal force per contact	approx. 0.5 N
--	---------------

Air clearances and creepage distances

Air clearances and creepage distances	min. 0.4 mm
---------------------------------------	-------------

Current carrying capacity / derating curves

Caption	Type: FP 1,27/...-FV 9,05 with FP 1,27/...-MV 1,75
Specification	IEC 60512-5-2:2002-02
Reduction factor	0.8
Note	max. 1.4 A at 20 °C (50-pos.)

Service life

Service life	500 Insertion/withdrawal cycles, Performance level 1
--------------	--

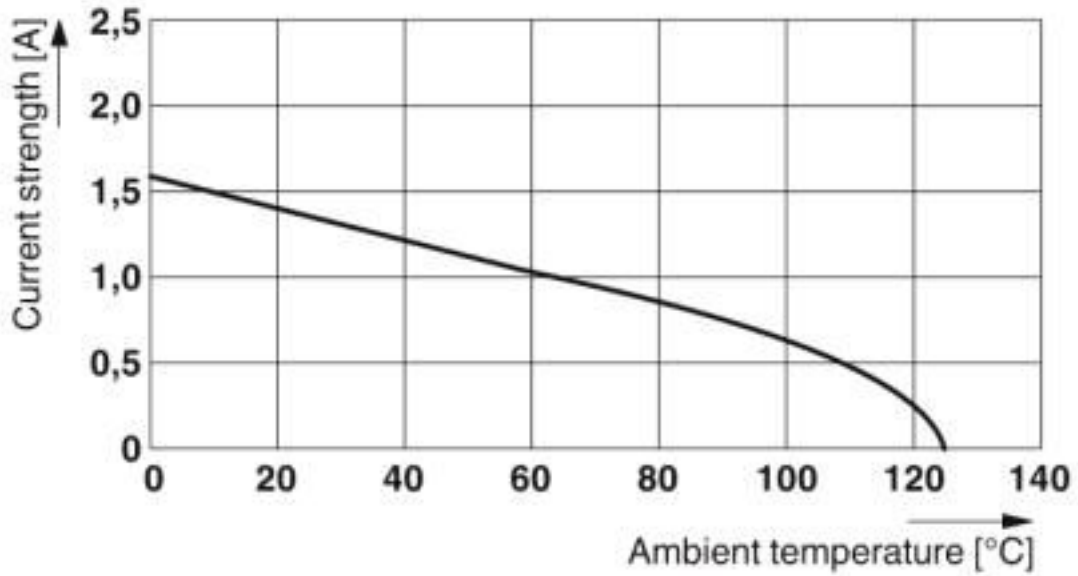
Environmental Product Compliance

China RoHS	Environmentally friendly use period: unlimited = EFUP-e
	No hazardous substances above threshold values

Drawings

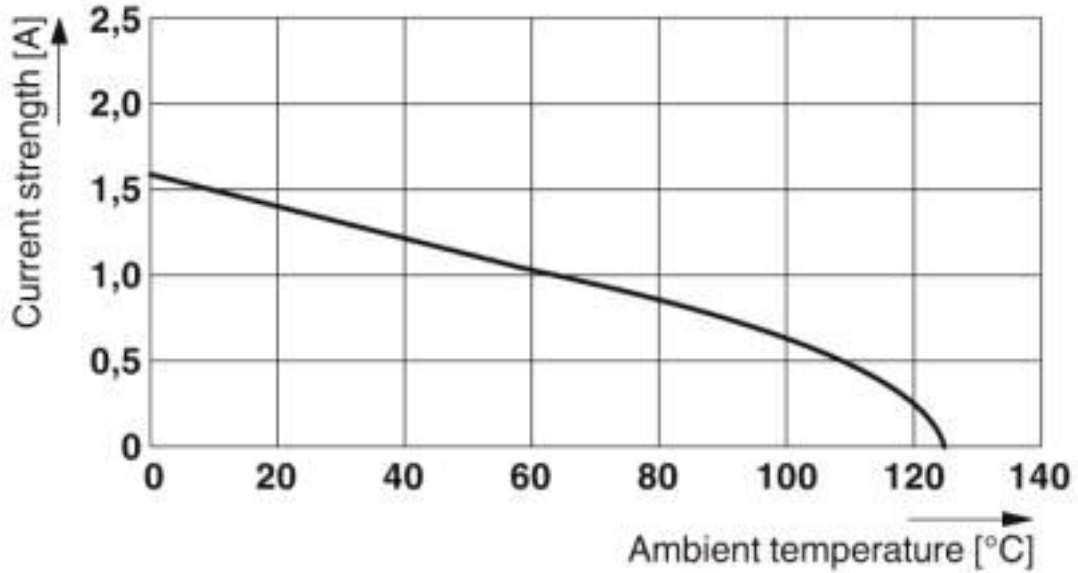
SMD female connectors - FP 1,27/ 50-FV 9,05 - 1714886

Diagram



Type: FP 1,27/...-FV 9,05 with FP 1,27/...-MV 1,75

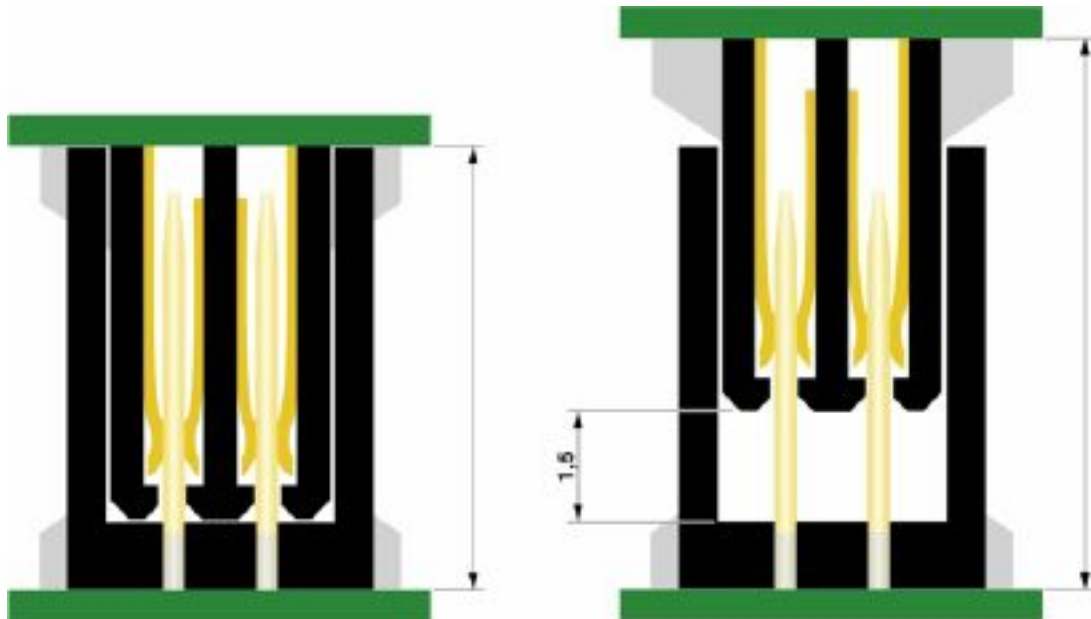
Diagram



Type: FP 1,27/...-FV 9,05 with FP 1,27/...-MV 3,25

SMD female connectors - FP 1,27/ 50-FV 9,05 - 1714886

Schematic diagram



Classifications

eCl@ss

eCl@ss 10.0.1	27440402
eCl@ss 4.0	27260700
eCl@ss 4.1	27260700
eCl@ss 5.0	27260700
eCl@ss 5.1	27260700
eCl@ss 6.0	27260700
eCl@ss 7.0	27440402
eCl@ss 8.0	27440402
eCl@ss 9.0	27440402

ETIM

ETIM 5.0	EC002637
ETIM 6.0	EC002637
ETIM 7.0	EC002637

Approvals

Approvals

Approvals

cULus Recognized / EAC

SMD female connectors - FP 1,27/ 50-FV 9,05 - 1714886

Approvals

Ex Approvals

Approval details

cULus Recognized		http://database.ul.com/cgi-bin/XYV/template/LISEXT/1FRAME/index.htm E118976-20170331
------------------	--	--

EAC		B.01687
-----	--	---------

Accessories

Additional products

SMD male connectors - FP 1,27/ 50-MV 3,25 - 1714931



SMD male connector, Nominal current at 20 °C: 1.4 A, Test voltage: 500 V AC, number of positions: 50, pitch: 1.27 mm, color: black, contact surface: Gold, mounting: SMD soldering

SMD male connectors - FP 1,27/ 50-MV 1,75 - 1714943



SMD male connector, Nominal current at 20 °C: 1.4 A, Test voltage: 500 V AC, number of positions: 50, pitch: 1.27 mm, color: black, contact surface: Gold, mounting: SMD soldering

SMD male connectors - FP 1,27/ 50-MH - 1714920



SMD male connector, Nominal current at 20 °C: 1.4 A, Test voltage: 500 V AC, number of positions: 50, pitch: 1.27 mm, color: black, contact surface: Gold, mounting: SMD soldering

Phoenix Contact 2020 © - all rights reserved
<http://www.phoenixcontact.com>

PHOENIX CONTACT GmbH & Co. KG
Flachmarktstr. 8
32825 Blomberg
Germany
Tel. +49 5235 300
Fax +49 5235 3 41200
<http://www.phoenixcontact.com>

X-ON Electronics

Largest Supplier of Electrical and Electronic Components

Click to view similar products for [Board to Board & Mezzanine Connectors](#) category:

Click to view products by [Phoenix Contact](#) manufacturer:

Other Similar products are found below :

[589158040000018](#) [MDF7C-18P-2.54DSA\(55\)](#) [FCN-230C068-11](#) [FCN-268F012-G/BD](#) [FCN-268F036-G/BD](#) [FCN-268M012-G/0D](#) [FCN-268M024-G/1D](#) [FCN-723J004/1](#) [MIS-048-01-F-D-DP-K](#) [832-10-034-10-001000](#) [FX4C-80S-1.27DSA](#) [FCN-214Q030-G/0](#) [FCN-234P048-G/0](#) [FCN-235D050-G/C](#) [210-93-314-41-105000](#) [2-22603-0](#) [MDF7-40DP-2.54DSA\(55\)](#) [AXG720047](#) [5031084030](#) [MIT-114-03-F-D-K](#) [55323-1519](#) [DF33-2P-3.3DSA\(24\)](#) [YFT-20-05-H-03-SB-K](#) [503308-3040](#) [026-6203-PDB](#) [027-6203-PDB](#) [069159702701000](#) [10123981-102LF](#) [101A10019X](#) [55650-0588-C](#) [68682-310LF](#) [68684-306](#) [75140-7012](#) [87471-650](#) [194261-1](#) [FCN-268F024-G0D](#) [10124054-515LF](#) [68685-603](#) [8-1616154-3](#) [MIS-019-01-F-D](#) [FCN-268M024-G/3D](#) [FCN-268M036-G/BD](#) [20021832-06016C1LF](#) [KX15-20KLDL-E1000E](#) [MDF7-16DP-2.54DSA\(55\)](#) [AXE810124](#) [FCN-214J100-G/0](#) [FCN-230C068-E/S](#) [AXE812124](#) [AXE816124](#)