

## Feed-through plug - DFK-PC 5/ 5-STF-7,62 - 1716645

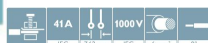
Please be informed that the data shown in this PDF Document is generated from our Online Catalog. Please find the complete data in the user's documentation. Our General Terms of Use for Downloads are valid (<http://phoenixcontact.com/download>)




Feed-through connector, nominal current: 41 A, rated voltage (III/2): 1000 V, nominal cross section: 6 mm<sup>2</sup>, number of positions: 5, pitch: 7.62 mm, connection method: Screw connection with tension sleeve, color: green, contact surface: Tin

### Your advantages

- ✓ Well-known connection principle allows worldwide use
- ✓ Low temperature rise, thanks to maximum contact force
- ✓ Allows connection of two conductors
- ✓ Flange system enables secure fixing to the housing panel by means of tool-free snap-in locking or screws
- ✓ Shroud for professional EMC shield connection on the front of the device
- ✓ Screwable flange for superior mechanical stability



### Key Commercial Data

Packing unit	10 pc
GTIN	 4 046356 137263
GTIN	4046356137263

### Technical data

#### Item properties

Brief article description	Feed-through plug
Plug-in system	POWER COMBICON 5
Type of contact	Male connector
Range of articles	DFK-PC 5/...-STF
Pitch	7.62 mm
Number of positions	5
Connection method	Screw connection with tension sleeve
Screw thread	M3
Locking	Screw flange
Number of levels	1

## Feed-through plug - DFK-PC 5/ 5-STF-7,62 - 1716645

### Technical data

#### Item properties

Number of connections	5
Number of potentials	5

#### Electrical parameters

Nominal current	41 A
Nom. voltage	1000 V
Rated voltage	630 V
Rated voltage (III/2)	1000 V
Rated voltage (II/2)	1000 V
Rated surge voltage (III/3)	8 kV
Rated surge voltage (III/2)	8 kV
Rated surge voltage (II/2)	6 kV

#### Connection capacity

Connection method	Screw connection with tension sleeve
pluggable	Yes
Conductor cross section solid	0.2 mm <sup>2</sup> ... 10 mm <sup>2</sup>
Conductor cross section flexible	0.2 mm <sup>2</sup> ... 6 mm <sup>2</sup>
Conductor cross section AWG / kcmil	24 ... 10
Conductor cross section flexible, with ferrule without plastic sleeve	0.25 mm <sup>2</sup> ... 6 mm <sup>2</sup>
Conductor cross section, flexible, with ferrule, with plastic sleeve	0.25 mm <sup>2</sup> ... 4 mm <sup>2</sup>
2 conductors with same cross section, solid	0.2 mm <sup>2</sup> ... 2.5 mm <sup>2</sup>
2 conductors with same cross section, flexible	0.2 mm <sup>2</sup> ... 4 mm <sup>2</sup>
2 conductors with same cross section, flexible, with ferrule without plastic sleeve	0.25 mm <sup>2</sup> ... 1.5 mm <sup>2</sup>
2 conductors with the same cross section, flexible, with TWIN ferrule with plastic sleeve	0.25 mm <sup>2</sup> ... 2.5 mm <sup>2</sup>
Cylindrical gauge a x b / diameter	3.6 mm x 3.1 mm / 3.4 mm
Stripping length	10 mm
Torque	0.7 Nm ... 0.8 Nm

#### Flange specifications

Type of locking	Screw locking
Mounting flange	Screw flange

#### Material data - contact

Note	WEEE/RoHS-compliant, free of whiskers according to IEC 60068-2-82/ JEDEC JESD 201
Contact material	Cu alloy
Surface characteristics	hot-dip tin-plated
Metal surface terminal point (top layer)	Tin (4 - 8 µm Sn)
Metal surface contact area (top layer)	Tin (4 - 8 µm Sn)

#### Material data - housing

# Feed-through plug - DFK-PC 5/ 5-STF-7,62 - 1716645

## Technical data

### Material data - housing

Housing color	green (6021)
Insulating material	PA
Insulating material group	I
CTI according to IEC 60112	600
Flammability rating according to UL 94	V0
Glow wire flammability index GWFI according to EN 60695-2-12	850
Glow wire ignition temperature GWIT according to EN 60695-2-13	775
Temperature for the ball pressure test according to EN 60695-10-2	125 °C

### Dimensions for the product

Length [ l ]	48.95 mm
Width [ w ]	72.72 mm
Height [ h ]	26.24 mm
Pitch	7.62 mm
Height (without solder pin)	26.24 mm

### Packaging information

Type of packaging	packed in cardboard
Pieces per package	10
Denomination packing units	Pcs.

### Ambient conditions

Ambient temperature (storage/transport)	-40 °C ... 70 °C
Ambient temperature (assembly)	-5 °C ... 100 °C
Ambient temperature (operation)	-40 °C ... 100 °C (dependent on the derating curve)

### Termination and connection method

Conductor connection test	The stripped-off ends of the largest conductor can be completely inserted in the opening of the terminal point without using excessive force.
Test result	Test passed
Test – repeated connection and release	IEC 60999-1:1999-11
	Test passed
Test for conductor damage and slackening	IEC 60999-1:1999-11
	Test passed

### Pull-out test

Pull-out test	IEC 60999-1:1999-11
	Test passed
Conductor cross section / conductor type / tensile force	0.2 mm <sup>2</sup> / solid / > 10 N
	0.2 mm <sup>2</sup> / flexible / > 10 N
	6 mm <sup>2</sup> / flexible / > 80 N

### Mechanical tests according to standard

Test specification	IEC 61984
--------------------	-----------

## Feed-through plug - DFK-PC 5/ 5-STF-7,62 - 1716645

### Technical data

#### Mechanical tests according to standard

Visual inspection	IEC 60512-1-1:2002-02
Dimension check	IEC 60512-1-2:2002-02
Resistance of inscriptions	IEC 60068-2-70:1995-12
Insertion and withdrawal force	IEC 60512-13-2:2006-02
No. of cycles	50
Insertion strength per pos. approx.	5 N
Withdraw strength per pos. approx.	4 N
Polarization and coding	IEC 60512-13-5:2006-02

#### Air clearances and creepage distances

Clearances and creepage distances	IEC 60664-1:2007-04
Specification	IEC 60664-1:2007-04
Minimum clearance - inhomogeneous field (III/3)	8 mm
Minimum clearance - inhomogeneous field (III/2)	8 mm
Minimum clearance - inhomogeneous field (II/2)	5.5 mm
Minimum creepage distance value (III/3)	8 mm
Minimum creepage distance value (III/2)	5 mm
Minimum creepage distance value (II/2)	5 mm

#### Electrical tests - Function

Specification	IEC 60999-1:1999-11
---------------	---------------------

#### Temperature cycles

Specification	IEC 60999-1:1999-11
Test current (minimum cross section)	5 A DC
Test current (maximum cross section)	32 A DC
Temperature cycles	192

#### Current carrying capacity / derating curves

Caption	Type: SPC 5/...-STF-7,62 with DFK-PC 5/...-STF-7,62 Conductor cross section: 10 mm <sup>2</sup>
Specification	IEC 61984:2008-10
Reduction factor	0.8
Note	Representation based on IEC 60512-5-2:2002-02
	For number of positions, see diagram

#### Mechanical tests (A)

Test specification	IEC 61984
Insertion strength per pos. approx.	5 N
Withdraw strength per pos. approx.	4 N
Polarization when inserted requirement >20 N	Test passed

#### Durability tests (B)

Specification	IEC 60512-9-1:2010-03
---------------	-----------------------

## Feed-through plug - DFK-PC 5/ 5-STF-7,62 - 1716645

### Technical data

#### Durability tests (B)

Contact resistance R <sub>1</sub>	0.5 mΩ
Insertion/withdrawal cycles	50
Contact resistance R <sub>2</sub>	0.6 mΩ
Impulse withstand voltage at sea level	9.8 kV
Power-frequency withstand voltage	4.26 kV

#### Thermal tests (C)

Specification	IEC 60512-5-1:2002-02
Number of positions	12
Conductor cross section	6 mm <sup>2</sup>
Test current	32 A
Upper limiting temperature requirements <100 °C	Test passed

#### Climatic tests (D)

Specification	ISO 6988:1985-02
Cold stress	-40 °C/2 h
Thermal stress	100 °C/168 h
Corrosive stress	0.2 dm <sup>3</sup> SO <sub>2</sub> on 300 dm <sup>3</sup> /40 °C/1 cycle
Impulse withstand voltage at sea level	9.8 kV
Power-frequency withstand voltage	4.26 kV

#### Environmental and durability tests (E)

Specification	IEC 61984:2008-10
Result, degree of protection, IP code	Finger safety with IP20 test finger

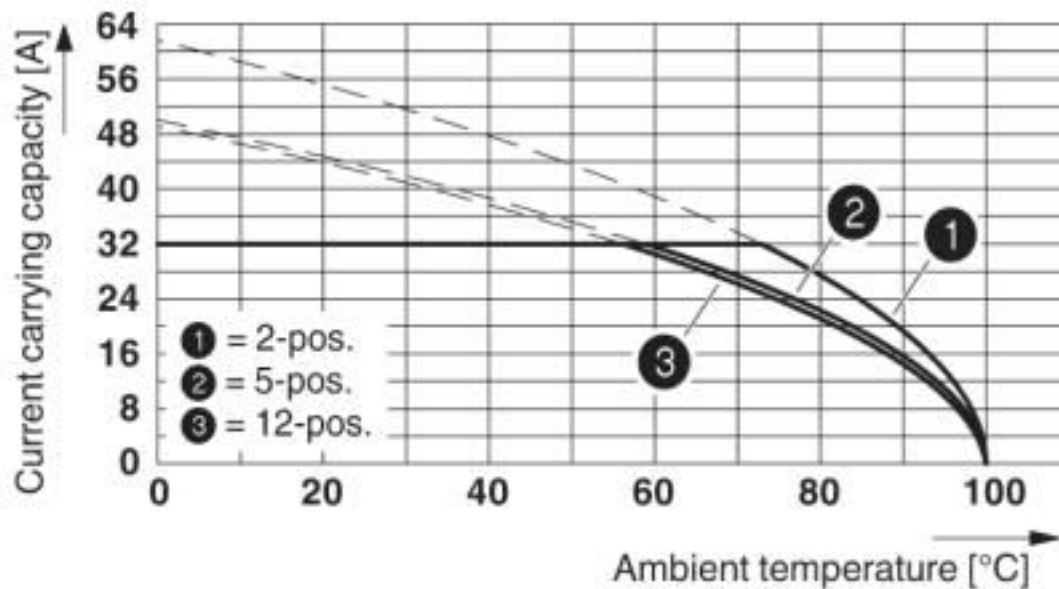
#### Environmental Product Compliance

REACH SVHC	Lead 7439-92-1
China RoHS	Environmentally Friendly Use Period = 50 years
	For details about hazardous substances go to tab "Downloads", Category "Manufacturer's declaration"

### Drawings

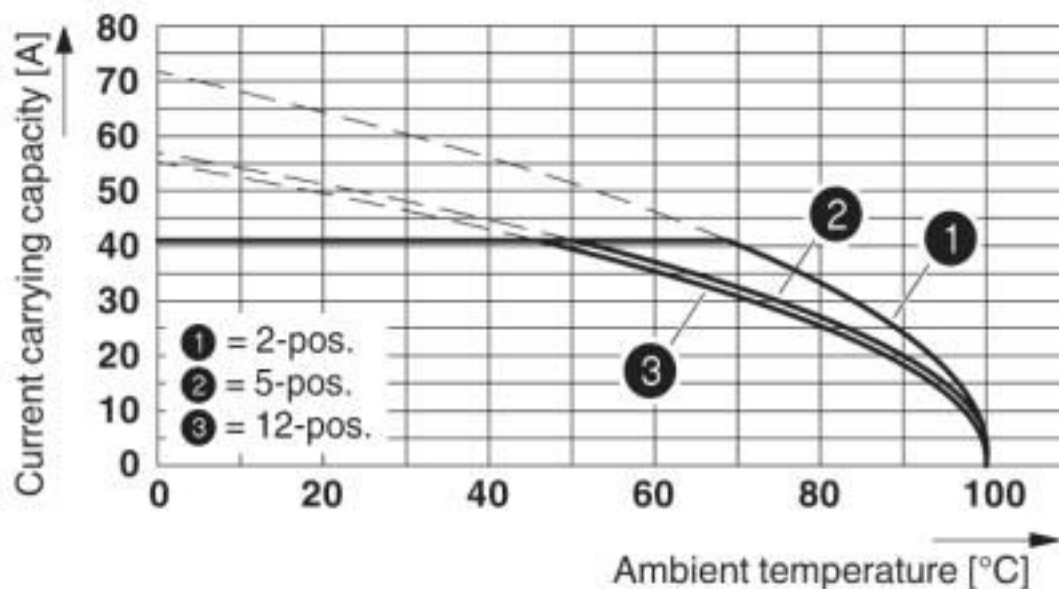
# Feed-through plug - DFK-PC 5/ 5-STF-7,62 - 1716645

Diagram



Derating curve for: DFK-PC 5/...-ST-7,62 with PC 5/...-ST-7,62  
Conductor cross section = 6 mm<sup>2</sup>

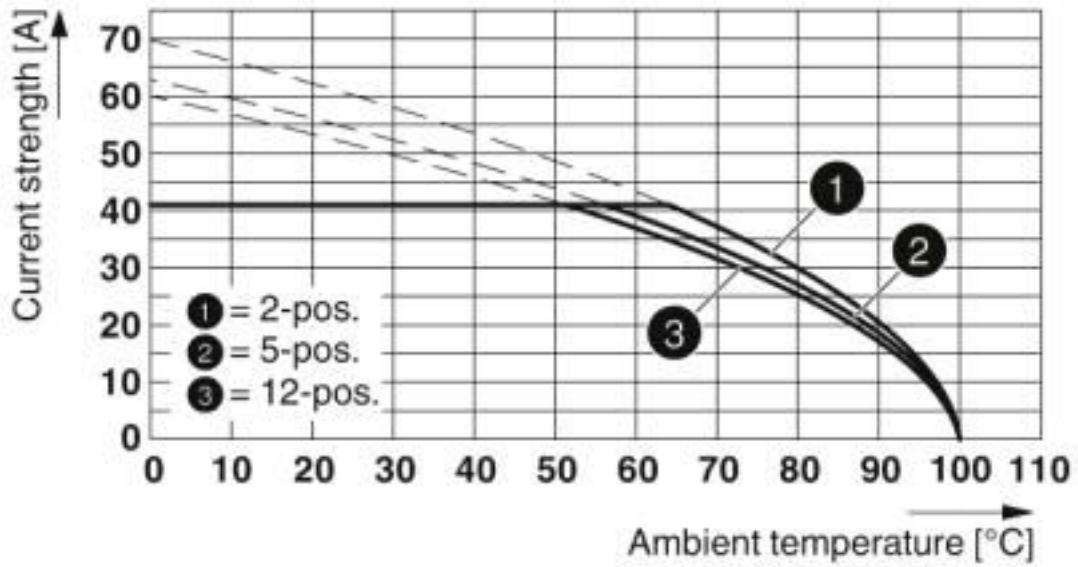
Diagram



Derating curve for: DFK-PC 5/...-ST-7,62 with PC 5/...-ST-7,62  
Conductor cross section = 10 mm<sup>2</sup>

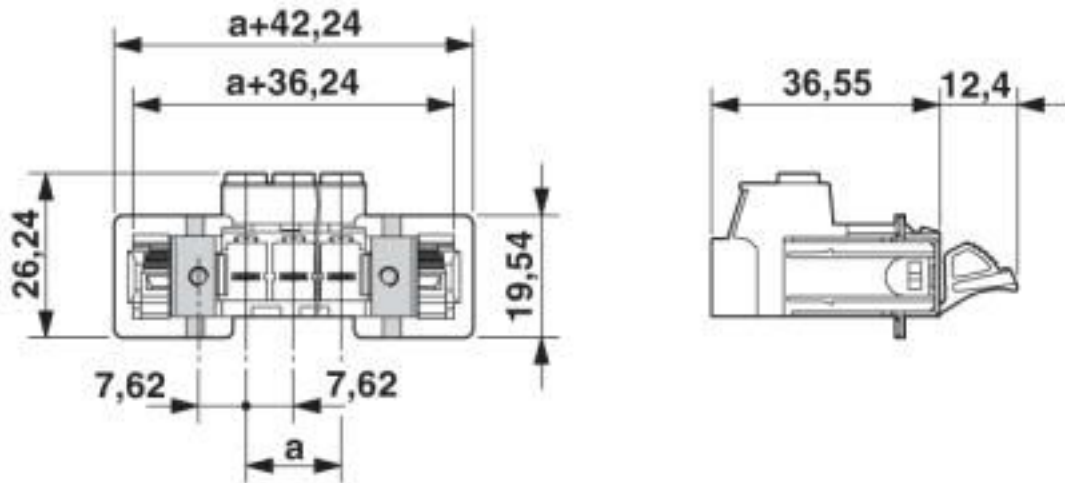
# Feed-through plug - DFK-PC 5/ 5-STF-7,62 - 1716645

Diagram



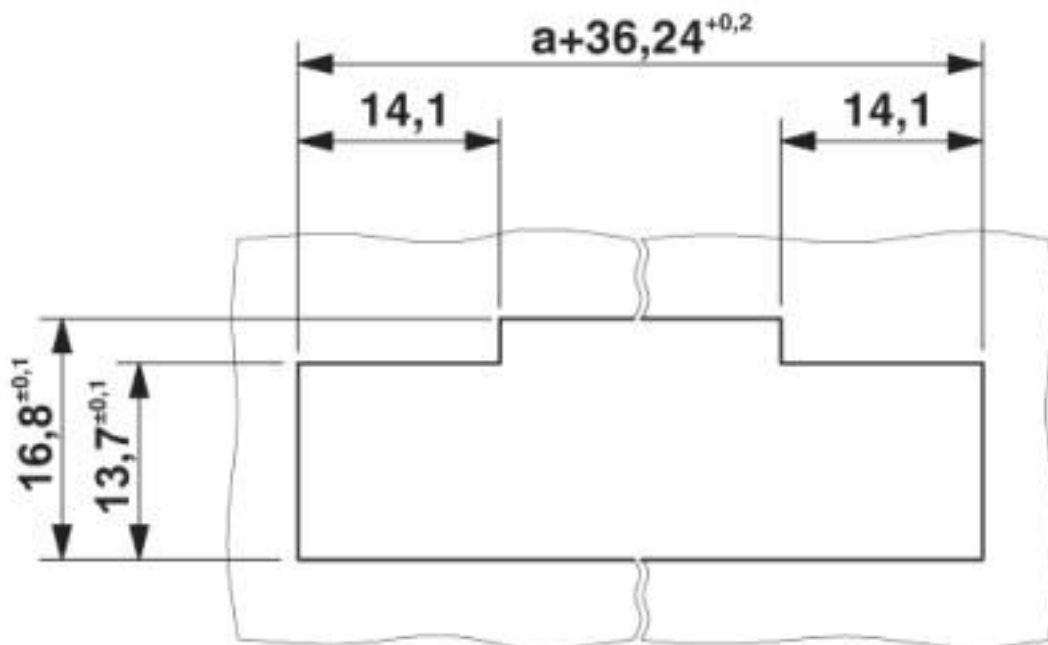
Type: SPC 5/...-STF-7,62 with DFK-PC 5/...-STF-7,62  
Conductor cross section: 10 mm<sup>2</sup>

Dimensional drawing



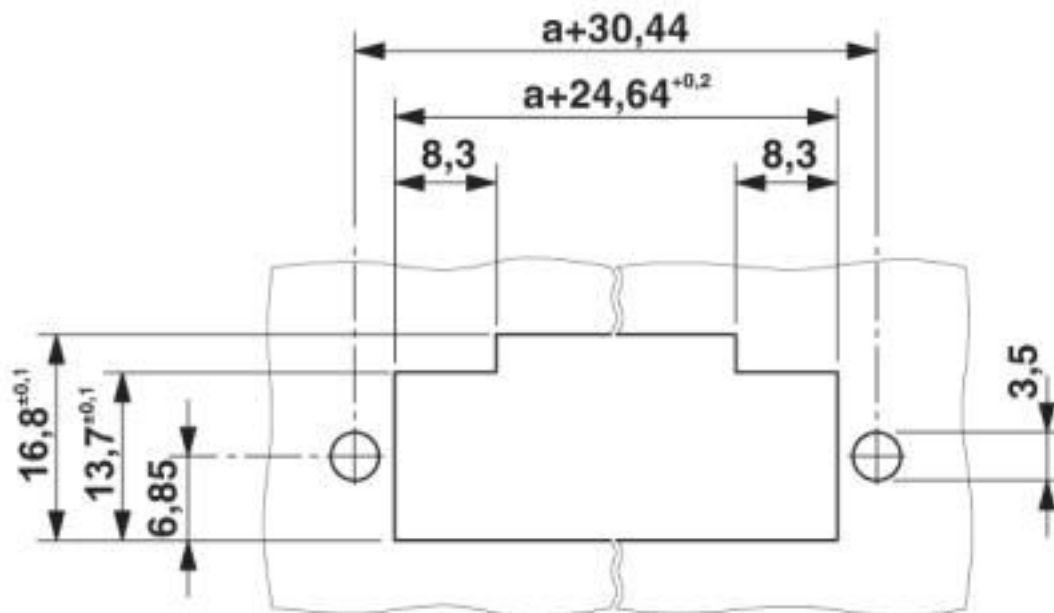
# Feed-through plug - DFK-PC 5/ 5-STF-7,62 - 1716645

Dimensional drawing



Sheet metal cutout for snap-on.

Dimensional drawing



Sheet metal cutout for screw connection.



# Feed-through plug - DFK-PC 5/ 5-STF-7,62 - 1716645

## Classifications

### eCl@ss

eCl@ss 10.0.1	27440309
eCl@ss 4.0	27260700
eCl@ss 4.1	27260700
eCl@ss 5.0	27141100
eCl@ss 5.1	27141100
eCl@ss 6.0	27141100
eCl@ss 7.0	27141134
eCl@ss 8.0	27440309
eCl@ss 9.0	27440309

### ETIM

ETIM 3.0	EC001121
ETIM 4.0	EC002638
ETIM 5.0	EC002638
ETIM 6.0	EC002638
ETIM 7.0	EC002638

### UNSPSC

UNSPSC 6.01	30211810
UNSPSC 7.0901	39121409
UNSPSC 11	39121409
UNSPSC 12.01	39121409
UNSPSC 13.2	39121410
UNSPSC 18.0	39121409
UNSPSC 19.0	39121409
UNSPSC 20.0	39121409
UNSPSC 21.0	39121409

## Approvals

### Approvals

---

Approvals

EAC / cULus Recognized

---

Ex Approvals

---

### Approval details

# Feed-through plug - DFK-PC 5/ 5-STF-7,62 - 1716645

## Approvals

EAC		B.01687
-----	--	---------

cULus Recognized		<a href="http://database.ul.com/cgi-bin/XYV/template/LISEXT/1FRAME/index.htm">http://database.ul.com/cgi-bin/XYV/template/LISEXT/1FRAME/index.htm</a>	E60425-19920722
------------------	--	---	-----------------

	B	C
Nominal voltage UN	600 V	600 V
Nominal current IN	41 A	41 A
mm <sup>2</sup> /AWG/kcmil	24-8	24-8

## Accessories

### Accessories

#### Coding element

Coding profile - CP-PC RD - 1701967



Coding profile, for plugging into the coding ribs of the plug at a later date, insulating material, color: Red

#### Connector set

Accessories - DFK-PC MOUNT SET - 1054021

Contains 20 pcs. latch and screw elements for feed-through connectors each

#### Labeled terminal marker

Marker card - SK 7,62/3,8:FORTL.ZAHLEN - 0804549



Marker card, Card, white, labeled, horizontal: consecutive numbers 1 ... 10, 11 ... 20, etc. up to 91 ... 100, mounting type: adhesive, for terminal block width: 7.62 mm, lettering field size: 7.62 x 3.8 mm

## Feed-through plug - DFK-PC 5/ 5-STF-7,62 - 1716645

### Accessories

Marker card - SK 3,8 REEL P7,62 WH CUS - 0825128



Marker card, Card, can be ordered: by card, white, labeled according to customer specifications, mounting type: adhesive, for terminal block width: 7.62 mm, lettering field size: continuous x 3.8#mm

---

### Mounting material

Accessories - DFK-PC 16-SS - 1705449



Screw set for DFK-PC 16... connectors

---

### Screwdriver tools

Philips screwdriver - SZK PZ1 VDE - 1206450



Screwdriver, PZ crosshead, VDE insulated, size: PZ 1 x 80 mm, 2-component grip, with non-slip grip

---

### Terminal marking

Marker card - SK U/3,8 WH:UNBEDRUCKT - 0803906



Marker card, Sheet, white, unlabeled, can be labeled with: PLOTMARK, CMS-P1-PLOTTER, Office printing systems, mounting type: adhesive, for terminal block width: 210 mm, lettering field size: 186 x 3.8 mm, Number of individual labels: 1440

## X-ON Electronics

Largest Supplier of Electrical and Electronic Components

*Click to view similar products for [Pluggable Terminal Blocks](#) category:*

*Click to view products by [Phoenix Contact](#) manufacturer:*

Other Similar products are found below :

[57.510.0053](#) [MC 1.5/ 6-ST-3.5 GY AU](#) [734-104](#) [734-302](#) [8-141-P](#) [8426620000](#) [860505](#) [860516](#) [860810](#) [GBPACX-12](#) [93.731.4953.0](#) [PV05-5,08-K](#) [PVP02-5,00](#) [PVP03-3,50](#) [PVP04-3,50](#) [PVS02-5,00](#) [1-1986160-3](#) [1377680000](#) [1531000000](#) [1546228-5](#) [ELFH16150](#) [ELFP03110](#) [ELFP10210](#) [ELFT06250](#) [ELVP03100](#) [1700101](#) [1700410](#) [1700425](#) [1702246](#) [1705229](#) [1710175](#) [1714537](#) [1717806](#) [1719600](#) [1728941](#) [1734692](#) [1734795](#) [1736036](#) [1740194](#) [1740291](#) [1740628](#) [1740990](#) [1746952](#) [1750207](#) [1752441](#) [1752865](#) [1754115](#) [1754144](#) [1756913](#) [1760051](#)