

PCB terminal block - FRONT 2,5-H/SA 5/ 8 - 1724673

Please be informed that the data shown in this PDF Document is generated from our Online Catalog. Please find the complete data in the user's documentation. Our General Terms of Use for Downloads are valid
(<http://phoenixcontact.com/download>)



PCB terminal block, nominal current: 24 A, rated voltage (III/2): 400 V, nominal cross section: 2.5 mm², pitch: 5 mm, number of positions: 8, connection method: Front screw connection, mounting: Wave soldering, conductor/PCB connection direction: 0 °, color: green, Pin layout: Linear double pinning, Solder pin [P]: 4.3 mm. The article can be aligned to create different nos. of positions!


The figure shows the 10-position version

Your advantages

- ✓ Well-known connection principle allows worldwide use
- ✓ Low temperature rise, thanks to maximum contact force
- ✓ Allows connection of two conductors
- ✓ Operation and conductor connection from one direction enable integration into front of device
- ✓ Two solder pins reduce the mechanical strain on the soldering spots
- ✓ The latching on the side enables various numbers of positions to be combined



Key Commercial Data

| | |
|------------------------|--|
| Packing unit | 20 pc |
| Minimum order quantity | 20 pc |
| GTIN |  |
| GTIN | 4017918315405 |

Technical data

Item properties

| | |
|---------------------------|------------------------|
| Brief article description | PCB terminal block |
| Range of articles | FRONT 2,5-H/SA 5 |
| Pitch | 5 mm |
| Number of positions | 8 |
| Connection method | Front screw connection |
| Drive form screw head | Slotted |
| Screw thread | M2,5 |
| Mounting type | Wave soldering |

PCB terminal block - FRONT 2,5-H/SA 5/ 8 - 1724673

Technical data

Item properties

| | |
|-----------------------|-----------------------|
| Pin layout | Linear double pinning |
| Number of levels | 1 |
| Number of connections | 8 |
| Number of potentials | 8 |

Electrical parameters

| | |
|-----------------------------|-------|
| Nominal current | 24 A |
| Nom. voltage | 400 V |
| Rated voltage | 250 V |
| Rated voltage (III/2) | 400 V |
| Rated voltage (II/2) | 630 V |
| Rated surge voltage (III/3) | 4 kV |
| Rated surge voltage (III/2) | 4 kV |
| Rated surge voltage (II/2) | 4 kV |

Connection capacity

| | |
|---|---|
| Connection method | Front screw connection |
| pluggable | Yes |
| Conductor cross section solid | 0.2 mm ² ... 2.5 mm ² |
| Conductor cross section flexible | 0.2 mm ² ... 2.5 mm ² |
| Conductor cross section AWG / kcmil | 24 ... 14 |
| Conductor cross section flexible, with ferrule without plastic sleeve | 0.25 mm ² ... 1.5 mm ² |
| Conductor cross section, flexible, with ferrule, with plastic sleeve | 0.25 mm ² ... 1.5 mm ² |
| 2 conductors with same cross section, solid | 0.2 mm ² ... 0.75 mm ² |
| 2 conductors with same cross section, flexible | 0.2 mm ² ... 0.75 mm ² |
| 2 conductors with same cross section, flexible, with ferrule without plastic sleeve | 0.25 mm ² ... 0.34 mm ² |
| Stripping length | 9 mm |
| Torque | 0.4 Nm ... 0.5 Nm |

Material data - contact

| | |
|--|---|
| Note | WEEE/RoHS-compliant, free of whiskers according to IEC 60068-2-82/ JEDEC JESD 201 |
| Contact material | Cu alloy |
| Surface characteristics | hot-dip tin-plated |
| Metal surface terminal point (top layer) | Tin (5 - 7 µm Sn) |
| Metal surface soldering area (top layer) | Tin (5 - 7 µm Sn) |

Material data - housing

| | |
|--|--------------|
| Housing color | green (6021) |
| Insulating material | PA |
| Insulating material group | I |
| CTI according to IEC 60112 | 600 |
| Flammability rating according to UL 94 | V0 |

PCB terminal block - FRONT 2,5-H/SA 5/ 8 - 1724673

Technical data

Material data - housing

| | |
|---|--------|
| Glow wire flammability index GWFI according to EN 60695-2-12 | 850 |
| Glow wire ignition temperature GWIT according to EN 60695-2-13 | 775 |
| Temperature for the ball pressure test according to EN 60695-10-2 | 125 °C |

Dimensions for the product

| | |
|-----------------------------|---|
| Caption | Schematic representation – for additional information, see product range drawing in the Download Center |
| Length [l] | 19.5 mm |
| Width [w] | 42.5 mm |
| Height [h] | 22.1 mm |
| Pitch | 5 mm |
| Height (without solder pin) | 18.5 mm |
| Solder pin [P] | 4.3 mm |
| Pin spacing | 5 mm |
| Pin dimensions | 0.8 x 0.8 mm |

Dimensions for PCB design

| | |
|---------------|--------|
| Hole diameter | 1.2 mm |
| Pin spacing | 5 mm |

Packaging information

| | |
|----------------------------|---------------------|
| Type of packaging | packed in cardboard |
| Pieces per package | 20 |
| Denomination packing units | Pcs. |

Ambient conditions

| | |
|---|---|
| Ambient temperature (storage/transport) | -40 °C ... 70 °C |
| Ambient temperature (assembly) | -5 °C ... 100 °C |
| Ambient temperature (operation) | -40 °C ... 100 °C (Depending on the current carrying capacity/derating curve) |

Termination and connection method

| | |
|--|---------------------|
| Test for conductor damage and slackening | IEC 60999-1:1999-11 |
| | Test passed |

Pull-out test

| | |
|--|-----------------------------|
| Pull-out test | IEC 60999-1:1999-11 |
| | Test passed |
| Conductor cross section / conductor type / tensile force | 0.2 mm² / solid / > 10 N |
| | 0.2 mm² / flexible / > 10 N |
| | 2.5 mm² / flexible / > 50 N |
| | 2.5 mm² / solid / > 50 N |

Mechanical tests according to standard

| | |
|--------------------|---------------|
| Test specification | IEC 60947-7-4 |
|--------------------|---------------|

PCB terminal block - FRONT 2,5-H/SA 5/ 8 - 1724673

Technical data

Electrical tests

| | |
|-----------------------------|---------------------|
| Rated current | 24 A |
| Conductor cross section | 2.5 mm ² |
| Rated voltage (III/2) | 400 V |
| Rated surge voltage (III/2) | 4 kV |

Air clearances and creepage distances

| | |
|---|---|
| Clearances and creepage distances | IEC 60947-1:2007-06 + A1:2010-12 + A2:2014-09 |
| Specification | IEC 60947-1:2007-06 + A1:2010-12 + A2:2014-09 |
| Minimum clearance - inhomogeneous field (III/3) | 3 mm |
| Minimum clearance - inhomogeneous field (III/2) | 3 mm |
| Minimum clearance - inhomogeneous field (II/2) | 3 mm |
| Minimum creepage distance value (III/3) | 3.2 mm |
| Minimum creepage distance value (III/2) | 3 mm |
| Minimum creepage distance value (II/2) | 3.2 mm |

Temperature-rise test

| | |
|-----------------------------------|--|
| Specification | IEC 60947-7-4:2013-08 |
| Result | Test passed |
| Requirement temperature-rise test | The sum of ambient temperature and temperature rise of the PCB terminal block shall not exceed the upper limiting temperature. |

Current carrying capacity / derating curves

| | |
|---------------------|---|
| Caption | Type: FRONT 2,5-H/SA 5/... |
| Specification | IEC 60947-7-4:2013-08 |
| Number of positions | 4 |
| Reduction factor | 1 |
| Note | Representation based on IEC 60512-5-2:2002-02 |

Vibration test

| | |
|------------------------|------------------------|
| Specification | IEC 60068-2-6:2007-12 |
| Result | Test passed |
| Frequency | 10 - 150 - 10 Hz |
| Sweep speed | 1 octave/min |
| Amplitude | 0.35 mm (10 - 60.1 Hz) |
| Acceleration | 5 g (60.1 - 150 Hz) |
| Test duration per axis | 2.5 h |

Insulation resistance

| | |
|--|-----------------------|
| Specification | IEC 60512-3-1:2002-02 |
| Result | Test passed |
| Insulation resistance, neighboring positions | > 0.2 TΩ |

Glow-wire test

| | |
|---------------|------------------------|
| Specification | IEC 60695-2-10:2013-04 |
|---------------|------------------------|

PCB terminal block - FRONT 2,5-H/SA 5/ 8 - 1724673

Technical data

Glow-wire test

| | |
|------------------|-------------|
| Result | Test passed |
| Temperature | 850 °C |
| Time of exposure | 5 s |

Alternating climate test

| | |
|------------------|-------------------|
| Result | Test passed |
| Specification | ISO 6988:1985-02 |
| Corrosive stress | KFW 0.2 S/1 cycle |

Standards and Regulations

| | |
|--|--------|
| Connection in acc. with standard | EN-VDE |
| | CSA |
| Flammability rating according to UL 94 | V0 |

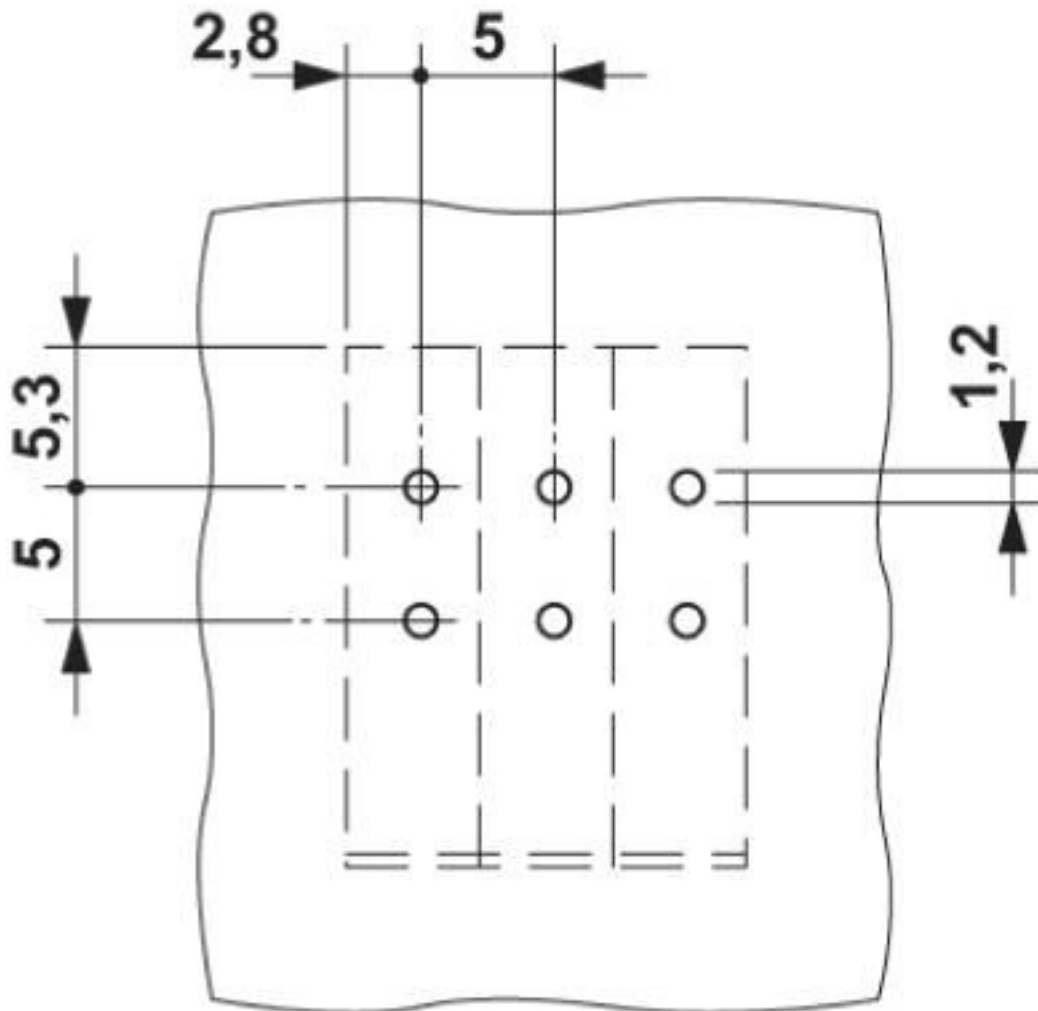
Environmental Product Compliance

| | |
|------------|---|
| China RoHS | Environmentally friendly use period: unlimited = EFUP-e |
| | No hazardous substances above threshold values |

Drawings

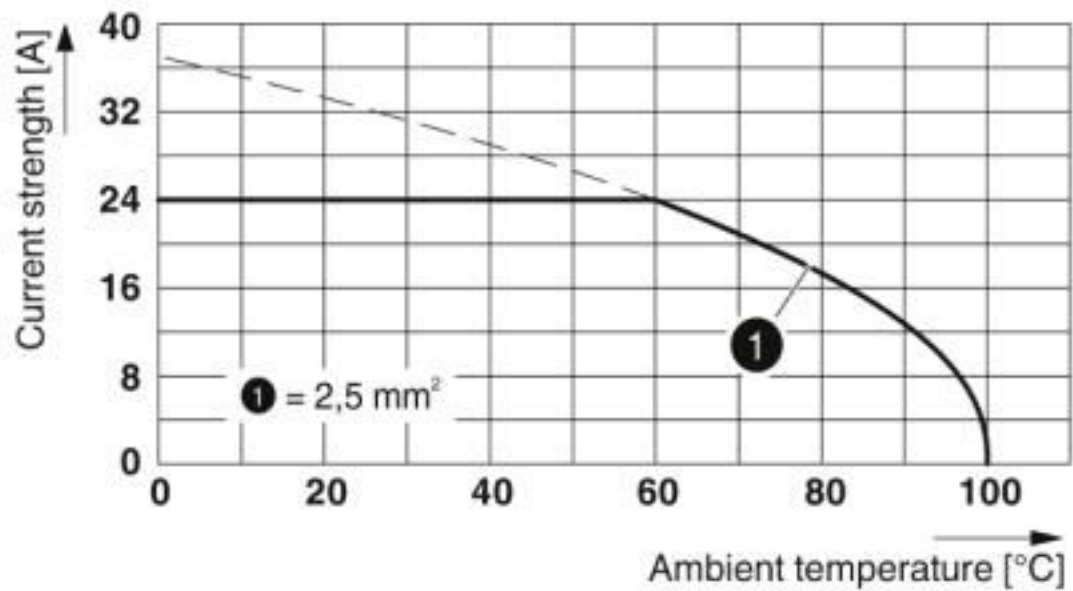
PCB terminal block - FRONT 2,5-H/SA 5/ 8 - 1724673

Drilling diagram

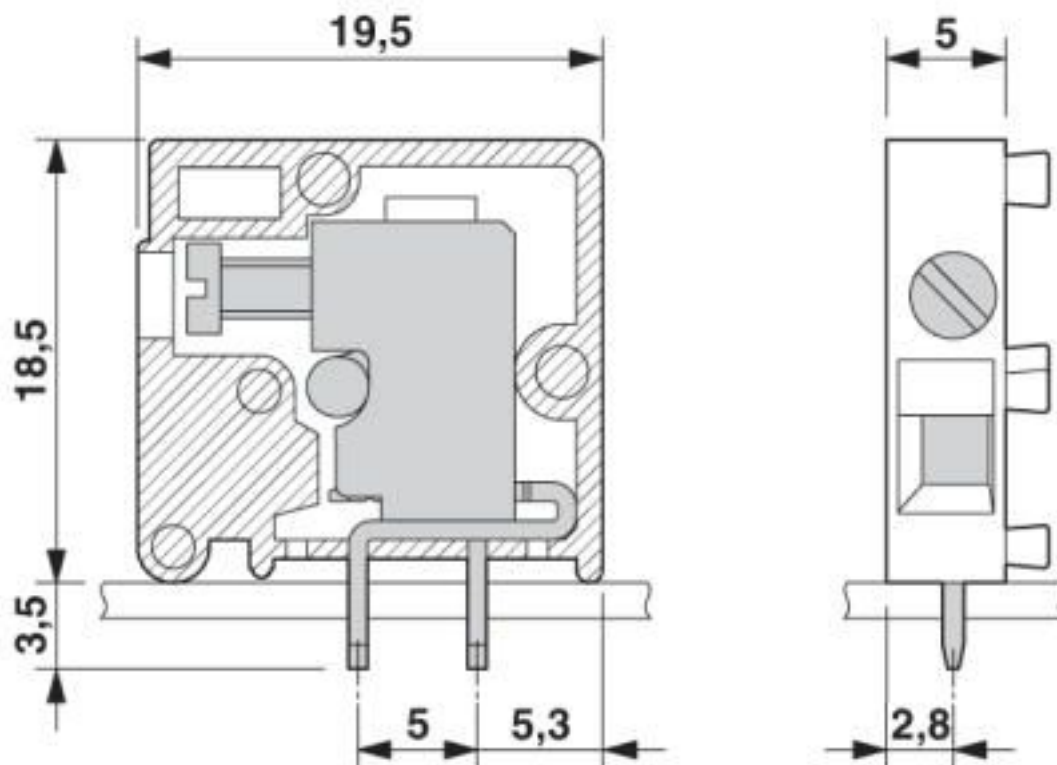


PCB terminal block - FRONT 2,5-H/SA 5/ 8 - 1724673

Diagram



Dimensional drawing



PCB terminal block - FRONT 2,5-H/SA 5/ 8 - 1724673

Classifications

eCl@ss

| | |
|---------------|----------|
| eCl@ss 10.0.1 | 27440401 |
| eCl@ss 4.0 | 27141100 |
| eCl@ss 4.1 | 27141100 |
| eCl@ss 5.0 | 27141100 |
| eCl@ss 5.1 | 27261100 |
| eCl@ss 6.0 | 27261100 |
| eCl@ss 7.0 | 27440401 |
| eCl@ss 8.0 | 27440401 |
| eCl@ss 9.0 | 27440401 |

ETIM

| | |
|----------|----------|
| ETIM 3.0 | EC001121 |
| ETIM 4.0 | EC002643 |
| ETIM 5.0 | EC002643 |
| ETIM 6.0 | EC002643 |
| ETIM 7.0 | EC002643 |

UNSPSC

| | |
|---------------|----------|
| UNSPSC 6.01 | 30211801 |
| UNSPSC 7.0901 | 39121432 |
| UNSPSC 11 | 39121432 |
| UNSPSC 12.01 | 39121432 |
| UNSPSC 13.2 | 39121432 |
| UNSPSC 18.0 | 39121432 |
| UNSPSC 19.0 | 39121432 |
| UNSPSC 20.0 | 39121432 |
| UNSPSC 21.0 | 39121432 |

Approvals

Approvals

Approvals


CSA / EAC / cULus Recognized

Ex Approvals


Approval details

PCB terminal block - FRONT 2,5-H/SA 5/ 8 - 1724673

Approvals

| | | | |
|--------------------|---|---|-------|
| CSA |  | http://www.csagroup.org/services-industries/product-listing/ | 13631 |
| | B | D | |
| Nominal voltage UN | 300 V | 300 V | |
| Nominal current IN | 10 A | 10 A | |
| mm²/AWG/kcmil | 24-12 | 24-12 | |

| | | |
|-----|---|---------|
| EAC |  | B.01687 |
|-----|---|---------|

| | | | |
|--------------------|---|---|-----------------|
| cULus Recognized |  | http://database.ul.com/cgi-bin/XYV/template/LISEXT/1FRAME/index.htm | E60425-19860303 |
| | B | D | |
| Nominal voltage UN | 300 V | 300 V | |
| Nominal current IN | 20 A | 10 A | |
| mm²/AWG/kcmil | 30-12 | 30-12 | |

Accessories

Accessories

Bridge

Insertion bridge - EBP 2- 5 - 1733169



Insertion bridge for connectors with 5.0 mm or 5.08 mm pitch

Insertion bridge - EBP 3- 5 - 1733172



Insertion bridge for connectors with 5.0 mm or 5.08 mm pitch

PCB terminal block - FRONT 2,5-H/SA 5/ 8 - 1724673

Accessories

Insertion bridge - EBP 4- 5 - 1733185



Insertion bridge for connectors with 5.0 mm or 5.08 mm pitch

Insertion bridge - EBP 5- 5 - 1733198



Insertion bridge for connectors with 5.0 mm or 5.08 mm pitch

Insertion bridge - EBP 6- 5 - 1733208



Insertion bridge for connectors with 5.0 mm or 5.08 mm pitch

Labeled terminal marker

Marker card - SK 5/3,8:FORTL.ZAHLEN - 0804183



Marker card, Card, white, labeled, horizontal: consecutive numbers 1 ... 10, 11 ... 20, etc. up to 91 ... (99)100, mounting type: adhesive, for terminal block width: 5 mm, lettering field size: 5 x 3.8 mm

Marker pen

Marker pen - B-STIFT - 1051993



Marker pen, for manual labeling of unprinted Zack strips, smear-proof and waterproof, line thickness 0.5 mm

Pitch spacer

PCB terminal block - FRONT 2,5-H/SA 5/ 8 - 1724673

Accessories

Pitch spacer - RZ 2,5-FRONT 2,5 H - 1700079



Pitch spacer, raises the pitch by 2.5 mm, interlocks with terminal block of the same shape, color: green

Screwdriver tools

Screwdriver - SZS 0,6X3,5 - 1205053



Actuation tool, for ST terminal blocks, insulated, also suitable for use as a bladed screwdriver, size: 0.6 x 3.5 x 100 mm, 2-component grip, with non-slip grip

Terminal marking

Marker card - SK U/3,8 WH:UNBEDRUCKT - 0803906



Marker card, Sheet, white, unlabeled, can be labeled with: PLOTMARK, CMS-P1-PLOTTER, Office printing systems, mounting type: adhesive, for terminal block width: 210 mm, lettering field size: 186 x 3.8 mm, Number of individual labels: 1440

Marker card - SK 5/3,8:UNBEDRUCKT - 0805409



Marker card, Card, white, unlabeled, can be labeled with: Marker pen, mounting type: adhesive, for terminal block width: 5 mm, lettering field size: 5 x 3.8 mm

X-ON Electronics

Largest Supplier of Electrical and Electronic Components

Click to view similar products for [Fixed Terminal Blocks](#) *category:*

Click to view products by [Phoenix Contact](#) *manufacturer:*

Other Similar products are found below :

[MBE-1512](#) [MBE-154](#) [MBE-156](#) [MBES-153](#) [MBES-156](#) [MH-2512](#) [MHE-132](#) [MHE-163](#) [MI-254 \(35\)](#) [MI-272](#) [880507](#) [MPT-275](#)
[15602-04-08-21](#) [BA311TU](#) [BA411SU](#) [MV-152](#) [MV-252-D](#) [MV-253/NCNOC](#) [MV-254-D](#) [MV-255](#) [MV-462](#) [MV-493](#) [MVE-252](#) [MVE-253](#)
[MVE-273](#) [MVEB-153](#) [1700096](#) [1705142](#) [1712417](#) [1713020](#) [1713088](#) [1745195](#) [1760594](#) [1776118-2](#) [1790852](#) [1-796689-8](#) [1-796692-6](#)
[1800001](#) [1800114](#) [1995279](#) [20020314-C121B01LF](#) [CB2-12](#) [KP03215000J0G](#) [KP04215000J0G](#) [S451](#) [282802-2](#) [29.007](#) [29.116](#) [30.103](#)
[30.106](#)