

Printed-circuit board connector - MC 1,5/ 8-STZ3-3,5 - 1765599

Please be informed that the data shown in this PDF Document is generated from our Online Catalog. Please find the complete data in the user's documentation. Our General Terms of Use for Downloads are valid (<http://phoenixcontact.com/download>)




PCB connector, nominal current: 8 A, rated voltage (III/2): 160 V, nominal cross section: 1.5 mm², number of positions: 8, pitch: 3.5 mm, connection method: Screw connection with tension sleeve, color: green, contact surface: Tin

Your advantages

- ✓ Well-known connection principle allows worldwide use
- ✓ Low temperature rise, thanks to maximum contact force
- ✓ Allows connection of two conductors
- ✓ Pull-out aid facilitates handling and allows the tensile force to be reduced at the contact point



Key Commercial Data

| | |
|--------------|---------------------------------------------------------------------------------------------------------|
| Packing unit | 50 pc |
| GTIN |  4 046356 437561 |
| GTIN | 4046356437561 |

Technical data

Dimensions

| | |
|--------------|---------|
| Length [l] | 41 mm |
| Width [w] | 28 mm |
| Height [h] | 11.6 mm |
| Pitch | 3.5 mm |
| Dimension a | 24.5 mm |

General

| | |
|-----------------------------|--------------------------------------|
| Range of articles | MC 1,5/...-STZ |
| Number of positions | 8 |
| Connection method | Screw connection with tension sleeve |
| Rated surge voltage (III/3) | 2.5 kV |
| Rated surge voltage (III/2) | 2.5 kV |
| Rated surge voltage (II/2) | 2.5 kV |

Printed-circuit board connector - MC 1,5/ 8-STZ3-3,5 - 1765599

Technical data

General

| | |
|----------------------------------------|---------------------|
| Rated voltage (III/3) | 160 V |
| Rated voltage (III/2) | 160 V |
| Rated voltage (II/2) | 320 V |
| Connection in acc. with standard | EN-VDE |
| Nominal current I_N | 8 A |
| Nominal cross section | 1.5 mm ² |
| Flammability rating according to UL 94 | V0 |
| Internal cylindrical gage | A1 |
| Stripping length | 7 mm |
| Screw thread | M2 |
| Tightening torque, min | 0.22 Nm |
| Tightening torque max | 0.25 Nm |

Connection data

| | |
|--------------------------------------------------------------------------------------------------------|----------------------|
| Conductor cross section solid min. | 0.14 mm ² |
| Conductor cross section solid max. | 1.5 mm ² |
| Conductor cross section flexible min. | 0.14 mm ² |
| Conductor cross section flexible max. | 1.5 mm ² |
| Conductor cross section flexible, with ferrule without plastic sleeve min. | 0.25 mm ² |
| Conductor cross section flexible, with ferrule without plastic sleeve max. | 1.5 mm ² |
| Conductor cross section flexible, with ferrule with plastic sleeve min. | 0.25 mm ² |
| Conductor cross section flexible, with ferrule with plastic sleeve max. | 0.5 mm ² |
| Conductor cross section AWG min. | 28 |
| Conductor cross section AWG max. | 16 |
| 2 conductors with same cross section, solid min. | 0.08 mm ² |
| 2 conductors with same cross section, solid max. | 0.5 mm ² |
| 2 conductors with same cross section, stranded min. | 0.08 mm ² |
| 2 conductors with same cross section, stranded max. | 0.75 mm ² |
| Two conductors with the same cross section stranded, with ferrule and without plastic sleeve, minimum | 0.25 mm ² |
| Two conductors with the same cross section stranded, with ferrule and without plastic sleeve, maximum | 0.34 mm ² |
| Two conductors with the same cross section, flexible, with TWIN ferrules, with plastic sleeve, minimum | 0.5 mm ² |
| Two conductors with the same cross section, flexible, with TWIN ferrules, with plastic sleeve, maximum | 0.5 mm ² |
| Minimum AWG according to UL/CUL | 30 |
| Maximum AWG according to UL/CUL | 14 |

Standards and Regulations

| | |
|----------------------------------------|--------|
| Connection in acc. with standard | EN-VDE |
| | CUL |
| Flammability rating according to UL 94 | V0 |

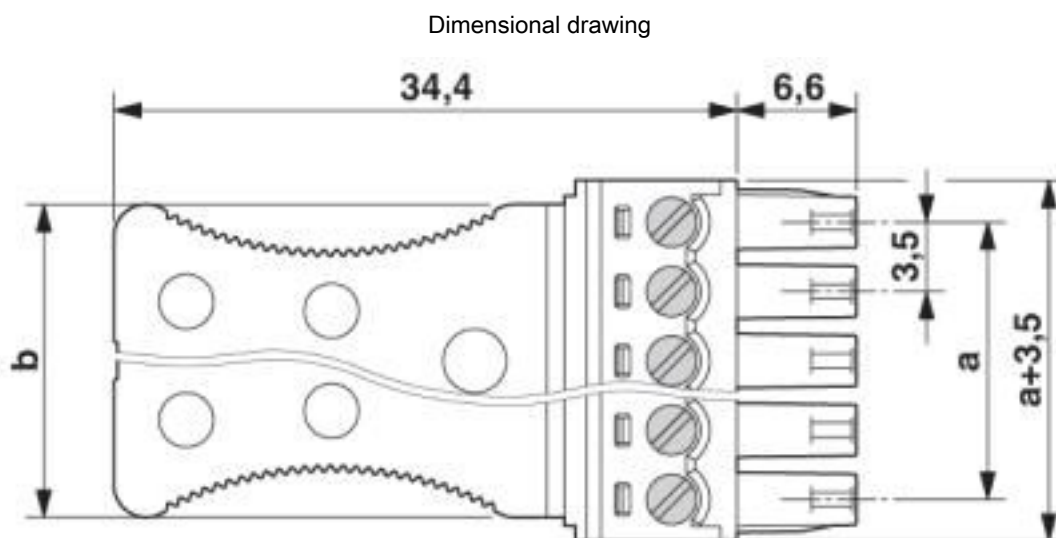
Printed-circuit board connector - MC 1,5/ 8-STZ3-3,5 - 1765599

Technical data

Environmental Product Compliance

| | |
|------------|-----------------------------------------------------------------------------------------------------|
| REACH SVHC | Lead 7439-92-1 |
| China RoHS | Environmentally Friendly Use Period = 50 years |
| | For details about hazardous substances go to tab "Downloads", Category "Manufacturer's declaration" |

Drawings



Classifications

eCl@ss

| | |
|---------------|----------|
| eCl@ss 10.0.1 | 27440309 |
| eCl@ss 4.0 | 27260700 |
| eCl@ss 4.1 | 27260700 |
| eCl@ss 5.0 | 27260700 |
| eCl@ss 5.1 | 27260700 |
| eCl@ss 6.0 | 27260700 |
| eCl@ss 7.0 | 27440309 |
| eCl@ss 8.0 | 27440309 |
| eCl@ss 9.0 | 27440309 |

ETIM

| | |
|----------|----------|
| ETIM 3.0 | EC001121 |
| ETIM 4.0 | EC002638 |
| ETIM 5.0 | EC002638 |
| ETIM 6.0 | EC002638 |
| ETIM 7.0 | EC002638 |

Printed-circuit board connector - MC 1,5/ 8-STZ3-3,5 - 1765599

Classifications

UNSPSC

| | |
|---------------|----------|
| UNSPSC 6.01 | 30211810 |
| UNSPSC 7.0901 | 39121409 |
| UNSPSC 11 | 39121409 |
| UNSPSC 12.01 | 39121409 |
| UNSPSC 13.2 | 39121409 |
| UNSPSC 18.0 | 39121409 |
| UNSPSC 19.0 | 39121409 |
| UNSPSC 20.0 | 39121409 |
| UNSPSC 21.0 | 39121409 |

Approvals


Approvals


Approvals

IECEE CB Scheme / VDE Gutachten mit Fertigungsüberwachung / EAC / cULus Recognized

Ex Approvals

Approval details


| | | | |
|----------------------------|-------------------------------------------------------------------------------------|-----------------------------------------------------------|----------------|
| IECEE CB Scheme |  | http://www.iecee.org/ | DE1-60987-B1B2 |
| Nominal voltage UN | 160 V | | |
| Nominal current IN | 8 A | | |
| mm ² /AWG/kcmil | 0.2-1.5 | | |

| | | | |
|-----------------------------------------|-------------------------------------------------------------------------------------|-----------------------------------------------------------------------------------------------------------------------------------------------------------------------------------------------------------|----------|
| VDE Gutachten mit Fertigungsüberwachung |  | http://www2.vde.com/de/Institut/Online-Service/VDE-gepruefteProdukte/Seiten/Online-Suche.aspx | 40011723 |
| Nominal voltage UN | 160 V | | |
| Nominal current IN | 8 A | | |
| mm ² /AWG/kcmil | 0.2-1.5 | | |

| | | |
|-----|-------------------------------------------------------------------------------------|---------|
| EAC |  | B.01687 |
|-----|-------------------------------------------------------------------------------------|---------|

Printed-circuit board connector - MC 1,5/ 8-STZ3-3,5 - 1765599

Approvals

| | | |
|----------------------------|-----------------------------------------------------------------------------------|-----------------------------------------------------------------------------------------------------------------------------------------------------------------------|
| cULus Recognized |  | http://database.ul.com/cgi-bin/XYV/template/LISEXT/1FRAME/index.htm E60425-20110128 |
| | B | D |
| Nominal voltage UN | 300 V | 300 V |
| Nominal current IN | 8 A | 8 A |
| mm ² /AWG/kcmil | 30-14 | 30-14 |

Phoenix Contact 2020 © - all rights reserved
<http://www.phoenixcontact.com>

PHOENIX CONTACT GmbH & Co. KG
Flachsmarktstr. 8
32825 Blomberg
Germany
Tel. +49 5235 300
Fax +49 5235 3 41200
<http://www.phoenixcontact.com>

X-ON Electronics

Largest Supplier of Electrical and Electronic Components

Click to view similar products for [Pluggable Terminal Blocks](#) category:

Click to view products by [Phoenix Contact](#) manufacturer:

Other Similar products are found below :

[57.510.0053](#) [MC 1.5/ 6-ST-3.5 GY AU](#) [734-104](#) [734-302](#) [8-141-P](#) [8426620000](#) [860505](#) [860810](#) [GBPACX-12](#) [93.731.4953.0](#) [PV05-5,08-K](#)
[PVP02-5,00](#) [PVP03-3,50](#) [PVP04-3,50](#) [PVS02-5,00](#) [1-1986160-3](#) [1377680000](#) [1531000000](#) [1546228-5](#) [ELFH16150](#) [ELFP03110](#)
[ELFP10210](#) [ELFT06250](#) [ELVP03100](#) [1700101](#) [1700410](#) [1700425](#) [1702246](#) [1705229](#) [1710175](#) [1714537](#) [1717806](#) [1719600](#) [1728941](#)
[1734692](#) [1734795](#) [1736036](#) [1740194](#) [1740291](#) [1740628](#) [1740990](#) [1746952](#) [1750207](#) [1752441](#) [1752865](#) [1754115](#) [1754144](#) [1756913](#)
[1760051](#) [1760336](#)