

Contact insert - HC-KA-B 24-ST/PEL - 1772874

Please be informed that the data shown in this PDF Document is generated from our Online Catalog. Please find the complete data in the user's documentation. Our General Terms of Use for Downloads are valid (<http://phoenixcontact.com/download>)



HEAVYCON terminal adapter male insert, B24 series, 24. pos., protective conductor connection on the left for the right side of the control cabinet, screw connection; contact inserts with screw, crimp, and QUICKON connections usable as mating connectors.

The figure shows version HC-KA-B 16-ST/PEL



Key Commercial Data

Packing unit	5 pc
GTIN	
GTIN	4017918037482

Technical data

Dimensions

Terminal adapter width	85.7 mm
------------------------	---------

Ambient conditions

Ambient temperature (operation)	-40 °C ... 125 °C
---------------------------------	-------------------

Electrical characteristics

Number of positions	24
Connection in acc. with standard	IEC / EN
Rated voltage (III/3)	400 V
Rated surge voltage	6 kV
Rated current	16 A

Mechanical characteristics

Type	B24
Connection method	Screw connection
Tightening torque	0.5 Nm ... 0.8 Nm
Stripping length of the individual wire	14 mm
Conductor cross section	0.2 mm ² ... 2.5 mm ²

Contact insert - HC-KA-B 24-ST/PEL - 1772874

Technical data

Mechanical characteristics

Connection cross section AWG	22 ... 12
------------------------------	-----------

General

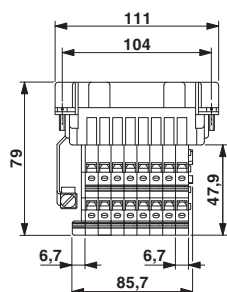
Note	For HEAVYCON ADVANCE panel mounting flange and HEAVYCON panel mounting base of type B24. Contact inserts with screw, crimp, and QUICKON connections can be used as mating connectors.
Contact material	Copper alloy
Contact surface material	Ag
Contact carrier material	PA / PC
Degree of pollution	3
Overvoltage category	III
Flammability rating according to UL 94	V0
Connection in acc. with standard	IEC / EN
Assembly instructions	Connectors may be operated only when there is no load/voltage.

Standards and Regulations

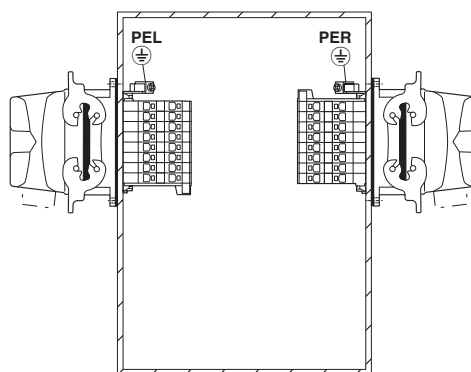
Connection in acc. with standard	CSA
Flammability rating according to UL 94	V0

Drawings

Dimensional drawing



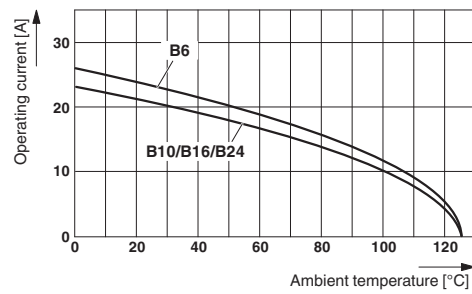
Application drawing



Mounting position PE connection left/right (PEL/PER)

Contact insert - HC-KA-B 24-ST/PEL - 1772874

Diagram



Phoenix Contact 2018 © - all rights reserved
<http://www.phoenixcontact.com>

PHOENIX CONTACT GmbH & Co. KG
Flachsmarktstr. 8
32825 Blomberg
Germany
Tel. +49 5235 300
Fax +49 5235 3 41200
<http://www.phoenixcontact.com>

X-ON Electronics

Largest Supplier of Electrical and Electronic Components

Click to view similar products for [Heavy Duty Power Connectors](#) category:

Click to view products by [Phoenix Contact](#) manufacturer:

Other Similar products are found below :

[1424439](#) [1424438](#) [09330062652](#) [605601-1](#) [6340G1](#) [6341G1](#) [6360G1](#) [6373G1](#) [6374g2](#) [6396G1](#) [647757-1](#) [6643411-1](#) [6646058-2](#) [6646137-1](#)
[6646138-1](#) [6646348-1](#) [6646479-1](#) [6646608-1](#) [6646786-1](#) [6646940-1](#) [6651525-1](#) [6651529-1](#) [6651778-1](#) [6651788-1](#) [696465-1](#) [696475-1](#)
[73000005059](#) [73000005349](#) [73000005642](#) [73080965046](#) [765-15-0080A](#) [765-16-0080B](#) [789.700-44](#) [789.700-54](#) [80-1010](#) [80-9](#) [827381-1](#)
[829992-1](#) [902-77-02113](#) [PL00U-301-10D10](#) [PM103MOOLOO](#) [PM212MOOLOO](#) [PM309FOOLOO](#) [PM324FOOLCH](#) [PMHPAF11S03](#)
[PMHPAF14S01](#) [PMHPAM14P05](#) [PMHPAS06](#) [PMHPBF14S01](#) [PP45PC12S](#)