

## Contact insert - HC-HS 6-EBUS - 1773132


Please be informed that the data shown in this PDF Document is generated from our Online Catalog. Please find the complete data in the user's documentation. Our General Terms of Use for Downloads are valid (<http://phoenixcontact.com/download>)



HEAVYCON female insert, HS6 series, 6-pos., screw connection



### Key Commercial Data

Packing unit	10 pc
GTIN	 4 017918 037642
GTIN	4017918037642

### Technical data

#### General

Note	For housing HC-B16
Connection method	Screw connection
Tightening torque	1.2 Nm
Degree of pollution	3
Overvoltage category	III
Number of positions	6+PE
Insertion/withdrawal cycles	≥ 500
Size	B16
Contact numbering	1 - 6
Conductor cross section	0.5 mm <sup>2</sup> ... 6 mm <sup>2</sup>
Connection cross section AWG	20 ... 10
Stripping length of the individual wire	10 mm
Assembly instructions	Connectors may be operated only when there is no load/voltage.

#### Ambient conditions

Ambient temperature (operation)	-40 °C ... 125 °C (including heating up of contacts)
---------------------------------	--

#### Material data

Contact material	Copper alloy
------------------	--------------

# Contact insert - HC-HS 6-EBUS - 1773132

## Technical data

### Material data

Contact surface material	Ag
Contact carrier material	PA

### Electrical characteristics

Rated voltage for power contacts	400/690 V
Rated voltage (III/3)	500 V
Rated surge voltage	6 kV
Rated current	35 A

### Standards and Regulations

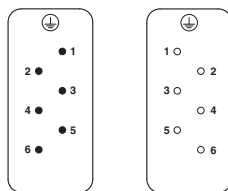
Connection in acc. with standard	CSA
Constructional and testing regulations	DIN VDE 0627/86
	DIN VDE 0110/02.79
	DIN VDE 0110-1/04.97
	IEC 60664-1, DIN IEC 60512
Flammability rating according to UL 94	V0

### Environmental Product Compliance

China RoHS	Environmentally Friendly Use Period = 50
	For details about hazardous substances go to tab "Downloads", Category "Manufacturer's declaration"

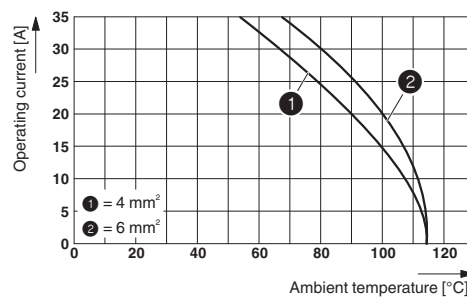
## Drawings

Schematic diagram



Connector pin assignment, connection side

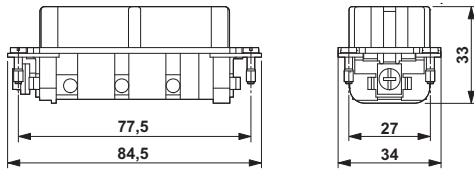
Diagram



Derating diagram: HC-HS...S series

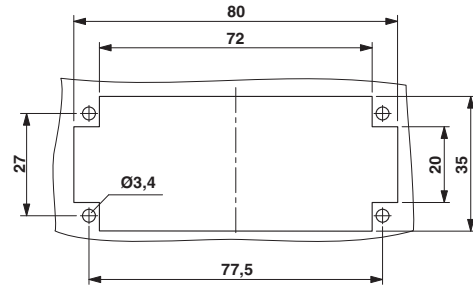
## Contact insert - HC-HS 6-EBUS - 1773132

Dimensional drawing



Female insert

Dimensional drawing



Mounting cutout

---

Phoenix Contact 2018 © - all rights reserved  
<http://www.phoenixcontact.com>

PHOENIX CONTACT GmbH & Co. KG  
Flachsmarktstr. 8  
32825 Blomberg  
Germany  
Tel. +49 5235 300  
Fax +49 5235 3 41200  
<http://www.phoenixcontact.com>

## X-ON Electronics

Largest Supplier of Electrical and Electronic Components

*Click to view similar products for [Heavy Duty Power Connectors](#) category:*

*Click to view products by [Phoenix Contact](#) manufacturer:*

Other Similar products are found below :

[647757-1](#) [6643411-1](#) [6646058-2](#) [6646137-1](#) [6646138-1](#) [6646479-1](#) [6646608-1](#) [6646786-1](#) [6646940-1](#) [6651091-1](#) [6651525-1](#) [6651529-1](#)  
[6651788-1](#) [696475-1](#) [702-32-01109](#) [703-25-02205](#) [73000005059](#) [73000005642](#) [765-15-0080A](#) [765-16-0080B](#) [765-18-0080D](#) [829992-1](#)  
[902-77-02113](#) [PS00/A0620/6300](#) [129-1J](#) [1409400](#) [AN0024023](#) [E6374G1](#) [e6389g2](#) [157-43GW8](#) [MS3117-14AC](#) [1643543-1](#) [1650540-1](#)  
[1651811-2](#) [1766260-1](#) [1766282-1](#) [1766966-1](#) [1791340000](#) [NLDFT-3-BL-L-S120-M40A](#) [NLDFT-N-W-L-C240-M40B](#) [NLS-2-R-C240-](#)  
[M40B](#) [NLS-N-W-C240-M40B](#) [NPS-3-BL-T6](#) [1986615-1](#) [2-1589900-8](#) [2199314-1](#) [KA8102](#) [9300480317](#) [SBS50BRN#6](#) [29131](#)