

Printed-circuit board connector - IPCV 35 HC/ 6-GF-15,00 - 1793590

Please be informed that the data shown in this PDF Document is generated from our Online Catalog. Please find the complete data in the user's documentation. Our General Terms of Use for Downloads are valid (<http://phoenixcontact.com/download>)



PCB headers, nominal current: 125 A, rated voltage (III/2): 1000 V, nominal cross section: 35 mm², number of positions: 6, pitch: 15 mm, color: green, contact surface: Silver, mounting: Wave soldering, pin layout: Linear pinning, solder pin [P]: 4.6 mm


The figure shows a 5-pos. version of the product

Your advantages

- Well-known mounting principle allows worldwide use
- Inverted header with socket contacts for touch-proof device outputs or PCB/PCB connections
- Double flange for space-optimized screw connection on the housing panel and with the connector
- Integrated double steel spring provides additional safety in the event of temperature and power fluctuations



Key Commercial Data

Packing unit	10 pc
GTIN	 4 046356 621281
GTIN	4046356621281

Technical data

Item properties

Brief article description	Feed-through header
Plug-in system	POWER COMBICON 35
Type of contact	Female connector
Range of articles	IPCV 35 HC/...GF
Pitch	15 mm
Number of positions	6
Mounting type	Wave soldering
Pin layout	Linear pinning
Locking	Threaded flange
Number of levels	1
Number of connections	6

Printed-circuit board connector - IPCV 35 HC/ 6-GF-15,00 - 1793590

Technical data

Item properties

Number of potentials	6
----------------------	---

Electrical parameters

Nominal current	125 A
Nom. voltage	1000 V
Rated voltage	1000 V
Rated voltage (III/2)	1000 V
Rated voltage (II/2)	1000 V
Rated surge voltage (III/3)	8 kV
Rated surge voltage (III/2)	8 kV
Rated surge voltage (II/2)	8 kV

Material data - contact

Note	WEEE/RoHS-compliant, free of whiskers according to IEC 60068-2-82/ JEDEC JESD 201
Contact material	Cu alloy
Metal surface contact area (top layer)	Silver (4 - 8 µm Ag)
Metal surface soldering area (top layer)	Tin (3 - 5 µm Sn)
Metal surface soldering area (middle layer)	Nickel (1.3 - 3 µm Ni)

Material data - housing

Housing color	green (6021)
Insulating material	PBT
Insulating material group	IIIa
CTI according to IEC 60112	175
Flammability rating according to UL 94	V0

Dimensions for the product

Length [l]	28.5 mm
Width [w]	114.4 mm
Height [h]	49.5 mm
Pitch	15 mm
Height (without solder pin)	44.9 mm
Solder pin [P]	4.6 mm
Pin dimensions	2.4 x 2.5 mm

Dimensions for PCB design

Hole diameter	3.6 mm
---------------	--------

Packaging information

Type of packaging	packed in cardboard
Pieces per package	10
Denomination packing units	Pcs.

Ambient conditions

Printed-circuit board connector - IPCV 35 HC/ 6-GF-15,00 - 1793590

Technical data

Ambient conditions

Ambient temperature (storage/transport)	-40 °C ... 70 °C
Ambient temperature (assembly)	-5 °C ... 100 °C
Ambient temperature (operation)	-40 °C ... 100 °C (dependent on the derating curve)

Air clearances and creepage distances

Clearances and creepage distances	IEC 60664-1:2007-04
Specification	IEC 60664-1:2007-04
Minimum clearance - inhomogeneous field (III/3)	8 mm
Minimum clearance - inhomogeneous field (III/2)	8 mm
Minimum clearance - inhomogeneous field (II/2)	8 mm
Minimum creepage distance value (III/3)	16 mm
Minimum creepage distance value (III/2)	10 mm
Minimum creepage distance value (II/2)	10 mm

Mechanical tests (A)

Test specification	IEC 61984
Insertion strength per pos. approx.	14 N
Withdraw strength per pos. approx.	7 N
Polarization when inserted requirement >20 N	Test passed
Contact holder in insert requirements >20 N	Test passed

Durability tests (B)

Specification	IEC 60512-9-1:2010-03
Contact resistance R ₁	0.1 mΩ
Insertion/withdrawal cycles	25
Contact resistance R ₂	0.1 mΩ
Impulse withstand voltage at sea level	9.8 kV
Power-frequency withstand voltage	4.26 kV
Insulation resistance, neighboring positions	> 3 TΩ

Thermal tests (C)

Specification	IEC 60512-5-1:2002-02
Number of positions	6
Conductor cross section	35 mm ²
Test current	125 A DC
Upper limiting temperature requirements <100 °C	Test passed

Climatic tests (D)

Specification	ISO 6988:1985-02
Cold stress	-40 °C/2 h
Thermal stress	100 °C/168 h
Corrosive stress	0.2 dm ³ SO ₂ on 300 dm ³ /40 °C/1 cycle
Impulse withstand voltage at sea level	9.8 kV

Printed-circuit board connector - IPCV 35 HC/ 6-GF-15,00 - 1793590

Technical data

Climatic tests (D)

Power-frequency withstand voltage	4.26 kV
-----------------------------------	---------

Environmental and durability tests (E)

Specification	IEC 61984:2008-10
Result, degree of protection, IP code	Back of hand safety with IP10 access probe

Vibration test

Specification	IEC 60068-2-6:2007-12
Result	Test passed
Frequency	10 - 150 - 10 Hz
Sweep speed	1 octave/min
Amplitude	0.35 mm (10 - 60.1 Hz)
Acceleration	5 g (60.1 - 150 Hz)
Test duration per axis	2.5 h

Standards and Regulations

Connection in acc. with standard	UL
Flammability rating according to UL 94	V0

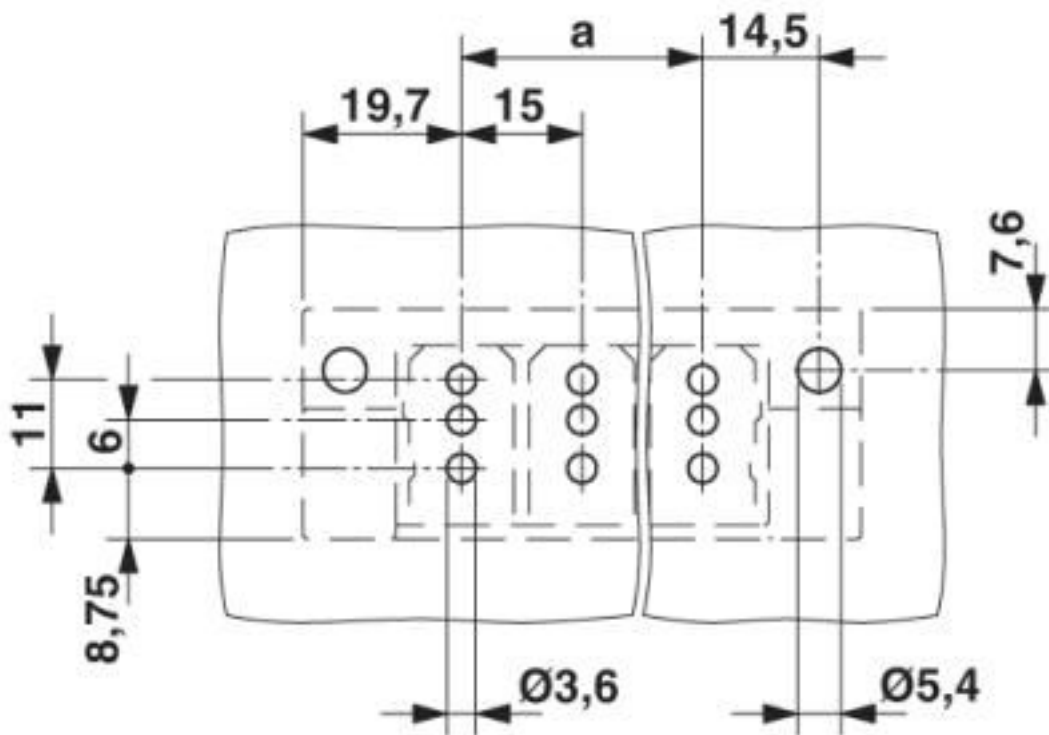
Environmental Product Compliance

REACH SVHC	Lead 7439-92-1
China RoHS	Environmentally friendly use period: unlimited = EFUP-e
	No hazardous substances above threshold values

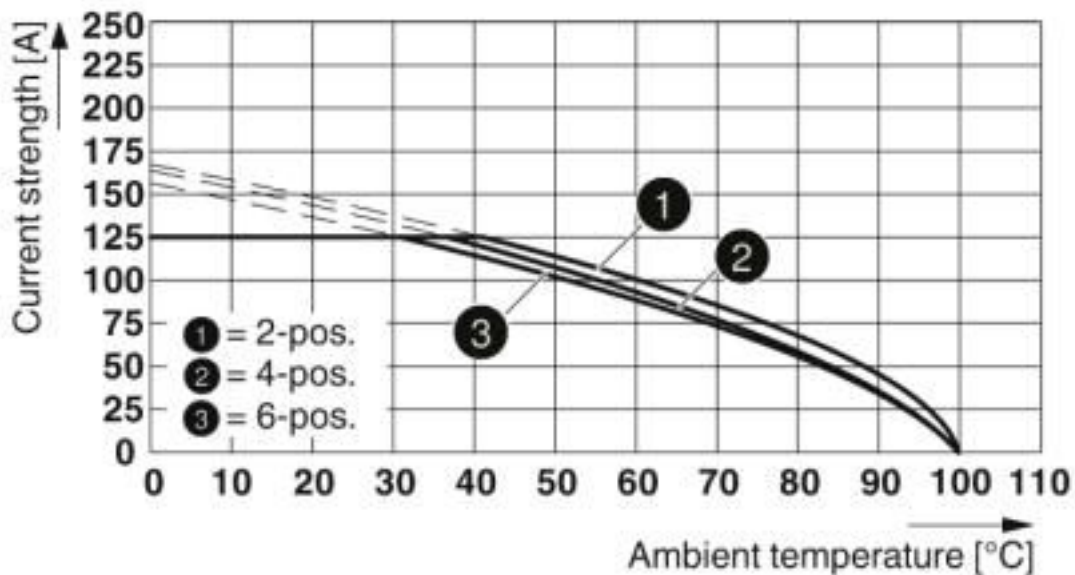
Drawings

Printed-circuit board connector - IPCV 35 HC/ 6-GF-15,00 - 1793590

Drilling diagram



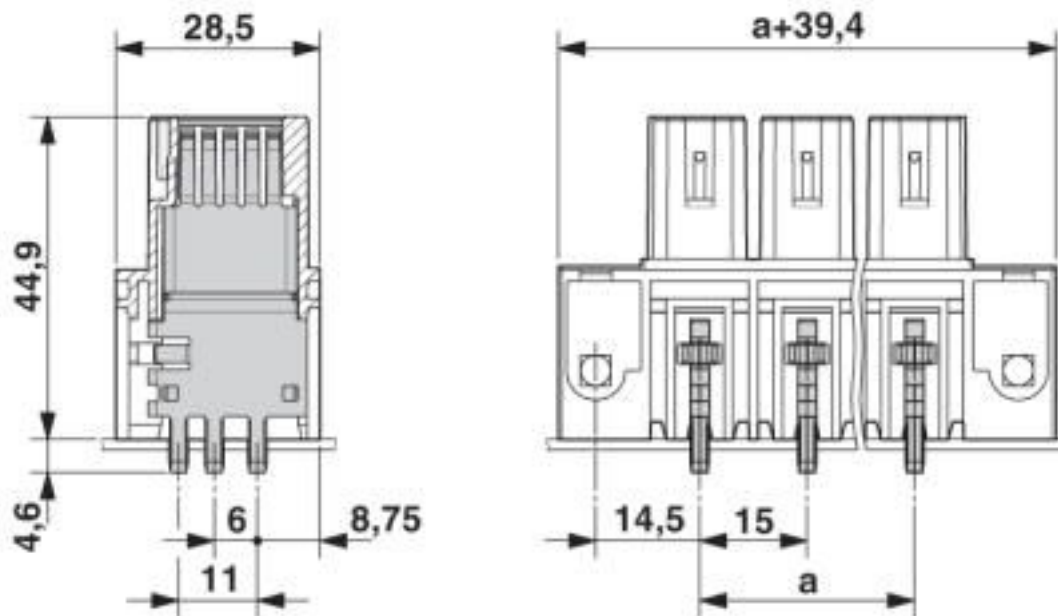
Diagram



Type: IPC 35 HC/...-STF-15,00 with IPCV 35 HC/...-GF-15,00

Printed-circuit board connector - IPCV 35 HC/ 6-GF-15,00 - 1793590

Dimensional drawing



Classifications

eCl@ss

eCl@ss 10.0.1	27440402
eCl@ss 4.0	27260700
eCl@ss 4.1	27260700
eCl@ss 5.0	27260700
eCl@ss 5.1	27260700
eCl@ss 6.0	27260700
eCl@ss 7.0	27440402
eCl@ss 8.0	27440402
eCl@ss 9.0	27440402

ETIM

ETIM 4.0	EC002637
ETIM 5.0	EC002637
ETIM 6.0	EC002637
ETIM 7.0	EC002637

UNSPSC

UNSPSC 6.01	30211810
UNSPSC 7.0901	39121409
UNSPSC 11	39121409
UNSPSC 12.01	39121409
UNSPSC 13.2	39121409

Printed-circuit board connector - IPCV 35 HC/ 6-GF-15,00 - 1793590

Classifications

UNSPSC

UNSPSC 18.0	39121409
UNSPSC 19.0	39121409
UNSPSC 20.0	39121409
UNSPSC 21.0	39121409

Approvals

Approvals


Approvals


CCA / UL Recognized / IECCEB Scheme / VDE Gutachten mit Fertigungsüberwachung / EAC


Ex Approvals

Approval details

CCA	CCA/ DE1 34354
-----	----------------

UL Recognized		http://database.ul.com/cgi-bin/XYV/template/LISEXT/1FRAME/index.htm	E60425-20101007
	B	C	
Nominal voltage UN	600 V	600 V	
Nominal current IN	115 A	115 A	

IECCEB Scheme		http://www.iecee.org/	CB DE1-63848
Nominal voltage UN	1000 V		
Nominal current IN	125 A		

VDE Gutachten mit Fertigungsüberwachung		http://www2.vde.com/de/Institut/Online-Service/VDE-gepruefteProdukte/Seiten/Online-Suche.aspx	40039053
Nominal voltage UN	1000 V		
Nominal current IN	125 A		

Printed-circuit board connector - IPCV 35 HC/ 6-GF-15,00 - 1793590

Approvals

EAC		B.01687
-----	--	---------

Accessories

Accessories

Coding element

Coding profile - CP-HC - 1686478



Coding profile, 4 coding profiles per strip, for insertion in coding keyways

Screw set - DFK-IPC 35-SS - 1703166

Screw set, number of positions: 0, pitch: 0 mm, contact surface: Tin

Additional products

Printed-circuit board connector - IPC 35 HC/ 6-STF-15,00 - 1784839



PCB connector, nominal current: 125 A, rated voltage (III/2): 1000 V, nominal cross section: 35 mm², number of positions: 6, pitch: 15 mm, connection method: Screw connection with tension sleeve, color: green, contact surface: Silver

Printed-circuit board connector - PC 35 HC/ 6-GF-15,00 - 1762783



PCB headers, nominal current: 125 A, rated voltage (III/2): 1000 V, nominal cross section: 35 mm², number of positions: 6, pitch: 15 mm, color: green, contact surface: Silver, mounting: Wave soldering, pin layout: Linear pinning, solder pin [P]: 4.6 mm

Printed-circuit board connector - IPCV 35 HC/ 6-GF-15,00 - 1793590

Accessories

Printed-circuit board connector - PCV 35 HC/ 6-GF-15,00 - 1762835



PCB headers, nominal current: 125 A, rated voltage (III/2): 1000 V, nominal cross section: 35 mm², number of positions: 6, pitch: 15 mm, color: green, contact surface: Silver, mounting: Wave soldering, pin layout: Linear pinning, solder pin [P]: 4.6 mm

Phoenix Contact 2020 © - all rights reserved
<http://www.phoenixcontact.com>

PHOENIX CONTACT GmbH & Co. KG
Flachsmarktstr. 8
32825 Blomberg
Germany
Tel. +49 5235 300
Fax +49 5235 3 41200
<http://www.phoenixcontact.com>

X-ON Electronics

Largest Supplier of Electrical and Electronic Components

Click to view similar products for [Pluggable Terminal Blocks](#) category:

Click to view products by [Phoenix Contact](#) manufacturer:

Other Similar products are found below :

[57.510.0053](#) [MC 1.5/ 6-ST-3.5 GY AU](#) [734-104](#) [734-302](#) [8-141-P](#) [8426620000](#) [860505](#) [860810](#) [GBPACX-12](#) [93.731.4953.0](#) [PV05-5,08-K](#)
[PVP02-5,00](#) [PVP03-3,50](#) [PVP04-3,50](#) [PVS02-5,00](#) [1-1986160-3](#) [1377680000](#) [1531000000](#) [1546228-5](#) [ELFH16150](#) [ELFP03110](#)
[ELFP10210](#) [ELFT06250](#) [ELVP03100](#) [1700101](#) [1700410](#) [1700425](#) [1702246](#) [1705229](#) [1710175](#) [1714537](#) [1717806](#) [1719600](#) [1728941](#)
[1734692](#) [1734795](#) [1736036](#) [1740194](#) [1740291](#) [1740628](#) [1740990](#) [1746952](#) [1750207](#) [1752441](#) [1752865](#) [1754115](#) [1754144](#) [1756913](#)
[1760051](#) [1760336](#)