

Printed-circuit board connector - MC 1,5/ 8-ST-3,81 - 1803633

Please be informed that the data shown in this PDF Document is generated from our Online Catalog. Please find the complete data in the user's documentation. Our General Terms of Use for Downloads are valid (<http://phoenixcontact.com/download>)


PCB connector, nominal current: 8 A, rated voltage (III/2): 160 V, nominal cross section: 1.5 mm², number of positions: 8, pitch: 3.81 mm, connection method: Screw connection with tension sleeve, color: green, contact surface: Tin, pin layout: Linear three-way pinning




The figure shows a 10-position version of the product

Your advantages

- Well-known connection principle allows worldwide use
- Low temperature rise, thanks to maximum contact force
- Allows connection of two conductors



Key Commercial Data

| | |
|--------------|---|
| Packing unit | 50 pc |
| GTIN |  4 017918 045944 |
| GTIN | 4017918045944 |

Technical data

Item properties

| | |
|---------------------------|--------------------------------------|
| Brief article description | Printed-circuit board connector |
| Plug-in system | MINI COMBICON |
| Type of contact | Female connector |
| Range of articles | MC 1,5/...-ST |
| Pitch | 3.81 mm |
| Number of positions | 8 |
| Connection method | Screw connection with tension sleeve |
| Drive form screw head | Slotted (L) |
| Screw thread | M2 |
| Pin layout | Linear three-way pinning |
| Locking | without |
| Number of levels | 1 |

Printed-circuit board connector - MC 1,5/ 8-ST-3,81 - 1803633

Technical data

Item properties

| | |
|-----------------------|---|
| Number of connections | 8 |
| Number of potentials | 8 |

Electrical parameters

| | |
|-----------------------------|--------|
| Nominal current | 8 A |
| Nom. voltage | 160 V |
| Rated voltage | 160 V |
| Rated voltage (III/2) | 160 V |
| Rated voltage (II/2) | 320 V |
| Rated surge voltage (III/3) | 2.5 kV |
| Rated surge voltage (III/2) | 2.5 kV |
| Rated surge voltage (II/2) | 2.5 kV |

Connection capacity

| | |
|---|---|
| Connection method | Screw connection with tension sleeve |
| pluggable | Yes |
| Conductor cross section solid | 0.14 mm ² ... 1.5 mm ² |
| Conductor cross section flexible | 0.14 mm ² ... 1.5 mm ² |
| Conductor cross section AWG / kcmil | 28 ... 16 |
| Conductor cross section flexible, with ferrule without plastic sleeve | 0.25 mm ² ... 1.5 mm ² |
| Conductor cross section, flexible, with ferrule, with plastic sleeve | 0.25 mm ² ... 0.5 mm ² |
| 2 conductors with same cross section, solid | 0.08 mm ² ... 0.5 mm ² |
| 2 conductors with same cross section, flexible | 0.08 mm ² ... 0.75 mm ² |
| 2 conductors with same cross section, flexible, with ferrule without plastic sleeve | 0.25 mm ² ... 0.34 mm ² |
| 2 conductors with the same cross section, flexible, with TWIN ferrule with plastic sleeve | 0.5 mm ² ... 0.5 mm ² |
| Cylindrical gauge a x b / diameter | 2.4 mm x 1.5 mm / 1.6 mm |
| Stripping length | 7 mm |
| Torque | 0.22 Nm ... 0.25 Nm |

Material data - contact

| | |
|--|---|
| Note | WEEE/RoHS-compliant, free of whiskers according to IEC 60068-2-82/ JEDEC JESD 201 |
| Contact material | Cu alloy |
| Surface characteristics | hot-dip tin-plated |
| Metal surface terminal point (top layer) | Tin (4 - 8 µm Sn) |
| Metal surface contact area (top layer) | Tin (4 - 8 µm Sn) |

Material data - housing

| | |
|----------------------------|--------------|
| Housing color | green (6021) |
| Insulating material | PA |
| Insulating material group | I |
| CTI according to IEC 60112 | 600 |

Printed-circuit board connector - MC 1,5/ 8-ST-3,81 - 1803633

Technical data

Material data - housing

| | |
|---|--------|
| Flammability rating according to UL 94 | V0 |
| Glow wire flammability index GWFI according to EN 60695-2-12 | 850 |
| Glow wire ignition temperature GWIT according to EN 60695-2-13 | 775 |
| Temperature for the ball pressure test according to EN 60695-10-2 | 125 °C |

Dimensions for the product

| | |
|-----------------------------|----------|
| Length [l] | 16.1 mm |
| Width [w] | 31.27 mm |
| Height [h] | 11.1 mm |
| Pitch | 3.81 mm |
| Height (without solder pin) | 11.1 mm |

Packaging information

| | |
|----------------------------|---------------------|
| Type of packaging | packed in cardboard |
| Pieces per package | 50 |
| Denomination packing units | Pcs. |

Ambient conditions

| | |
|---|---|
| Ambient temperature (storage/transport) | -40 °C ... 70 °C |
| Ambient temperature (assembly) | -5 °C ... 100 °C |
| Ambient temperature (operation) | -40 °C ... 100 °C (dependent on the derating curve) |

Termination and connection method

| | |
|--|---------------------|
| Test for conductor damage and slackening | IEC 60999-1:1999-11 |
| | Test passed |

Pull-out test

| | |
|--|---|
| Pull-out test | IEC 60999-1:1999-11 |
| | Test passed |
| Conductor cross section / conductor type / tensile force | 0.14 mm ² / solid / > 7 N |
| | 0.14 mm ² / flexible / > 7 N |
| | 1.5 mm ² / solid / > 40 N |
| | 1.5 mm ² / flexible / > 40 N |

Mechanical tests according to standard

| | |
|-------------------------------------|------------------------|
| Test specification | IEC 61984 |
| Visual inspection | IEC 60512-1-1:2002-02 |
| Dimension check | IEC 60512-1-2:2002-02 |
| Resistance of inscriptions | IEC 60068-2-70:1995-12 |
| Insertion and withdrawal force | IEC 60512-13-2:2006-02 |
| No. of cycles | 25 |
| Insertion strength per pos. approx. | 6 N |
| Withdraw strength per pos. approx. | 4 N |
| Polarization and coding | IEC 60512-13-5:2006-02 |

Printed-circuit board connector - MC 1,5/ 8-ST-3,81 - 1803633

Technical data

Mechanical tests according to standard

| | |
|--------------------------|------------------------|
| Contact holder in insert | IEC 60512-15-1:2008-05 |
| Test force per pos. | 21 N |

Air clearances and creepage distances

| | |
|---|---|
| Clearances and creepage distances | IEC 60664-1:2007-04 |
| Specification | IEC 60664-1:2007-04 |
| Minimum clearance - inhomogeneous field (III/3) | 1.5 mm |
| Minimum clearance - inhomogeneous field (III/2) | 1.5 mm |
| Minimum clearance - inhomogeneous field (II/2) | 1.5 mm |
| Minimum creepage distance value (III/3) | 2 mm |
| Minimum creepage distance value (III/2) | 1.5 mm |
| Minimum creepage distance value (II/2) | 1.6 mm |
| Note on connection cross section | With connected conductor 1.5 mm ² (solid). |

Current carrying capacity / derating curves

| | |
|------------------|---|
| Caption | Type: MC 1,5/...-ST-3,81 with MC 1,5/...-G-3,81 |
| Specification | IEC 61984:2008-10 |
| Reduction factor | 0.8 |
| Note | Representation based on IEC 60512-5-2:2002-02 For number of positions, see diagram |

Mechanical tests (A)

| | |
|--|-------------|
| Test specification | IEC 61984 |
| Insertion strength per pos. approx. | 6 N |
| Withdraw strength per pos. approx. | 4 N |
| Polarization when inserted requirement >20 N | Test passed |
| Contact holder in insert requirements >20 N | Test passed |

Durability tests (B)

| | |
|--|-----------------------|
| Specification | IEC 60512-9-1:2010-03 |
| Contact resistance R ₁ | 1.3 mΩ |
| Insertion/withdrawal cycles | 25 |
| Contact resistance R ₂ | 1.5 mΩ |
| Impulse withstand voltage at sea level | 2.95 kV |
| Power-frequency withstand voltage | 1.39 kV |
| Insulation resistance, neighboring positions | 15 TΩ |

Thermal tests (C)

| | |
|---|-----------------------|
| Specification | IEC 60512-5-1:2002-02 |
| Number of positions | 20 |
| Conductor cross section | 1.5 mm ² |
| Test current | 8 A DC |
| Upper limiting temperature requirements <100 °C | Test passed |

Printed-circuit board connector - MC 1,5/ 8-ST-3,81 - 1803633

Technical data

Climatic tests (D)

| | |
|--|---|
| Specification | ISO 6988:1985-02 |
| Cold stress | -40 °C/2 h |
| Thermal stress | 100 °C/168 h |
| Corrosive stress | 0.2 dm ³ SO ₂ on 300 dm ³ /40 °C/1 cycle |
| Impulse withstand voltage at sea level | 2.95 kV |
| Power-frequency withstand voltage | 1.39 kV |

Environmental and durability tests (E)

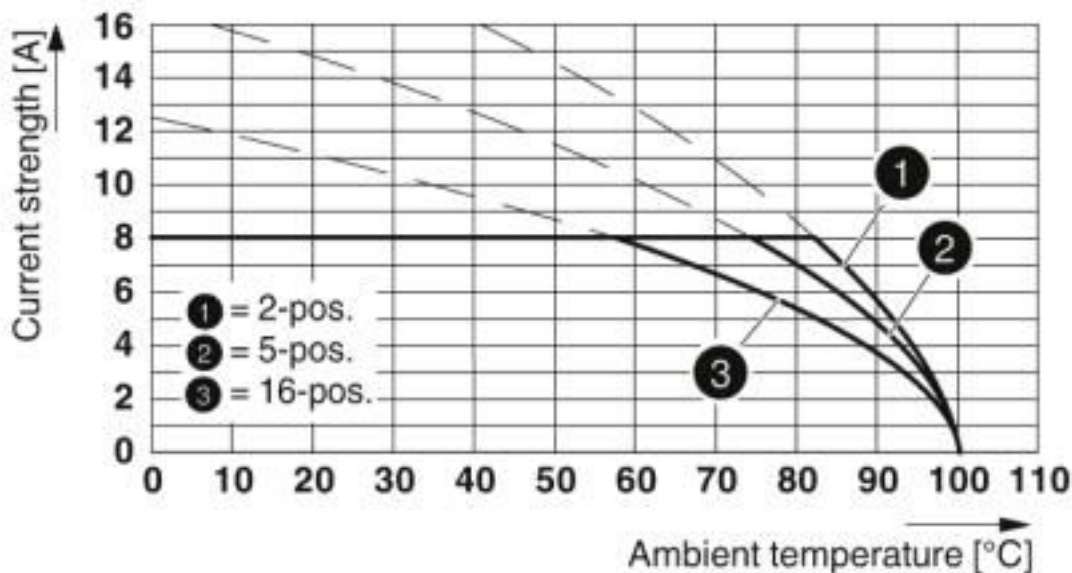
| | |
|---------------------------------------|-------------------------------------|
| Specification | IEC 61984:2008-10 |
| Result, degree of protection, IP code | Finger safety with IP20 test finger |

Environmental Product Compliance

| | |
|------------|---|
| REACH SVHC | Lead 7439-92-1 |
| China RoHS | Environmentally Friendly Use Period = 50 years |
| | For details about hazardous substances go to tab "Downloads", Category "Manufacturer's declaration" |

Drawings

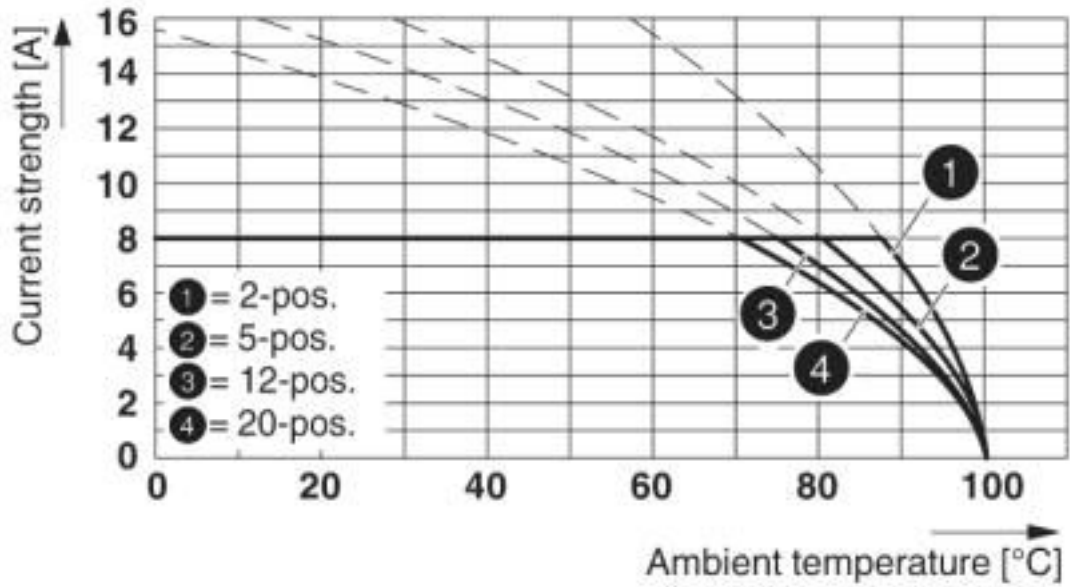
Diagram



Type: MC 1,5/...-ST-3,81 with MCD 1,5/...-G1-3,81

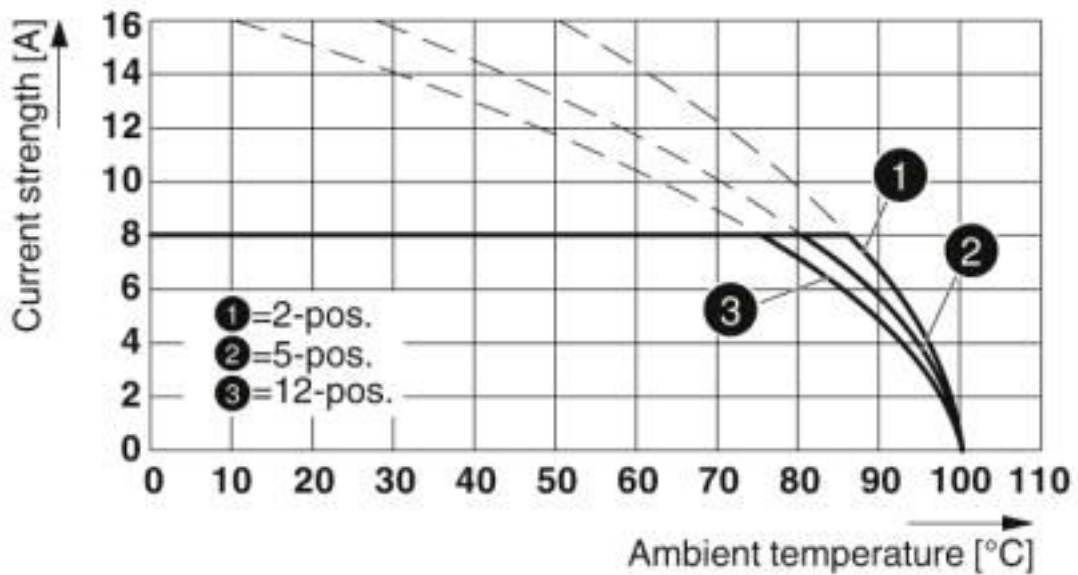
Printed-circuit board connector - MC 1,5/ 8-ST-3,81 - 1803633

Diagram



Type: MC 1,5/...-ST-3,81 with MC 1,5/...-G-3,81

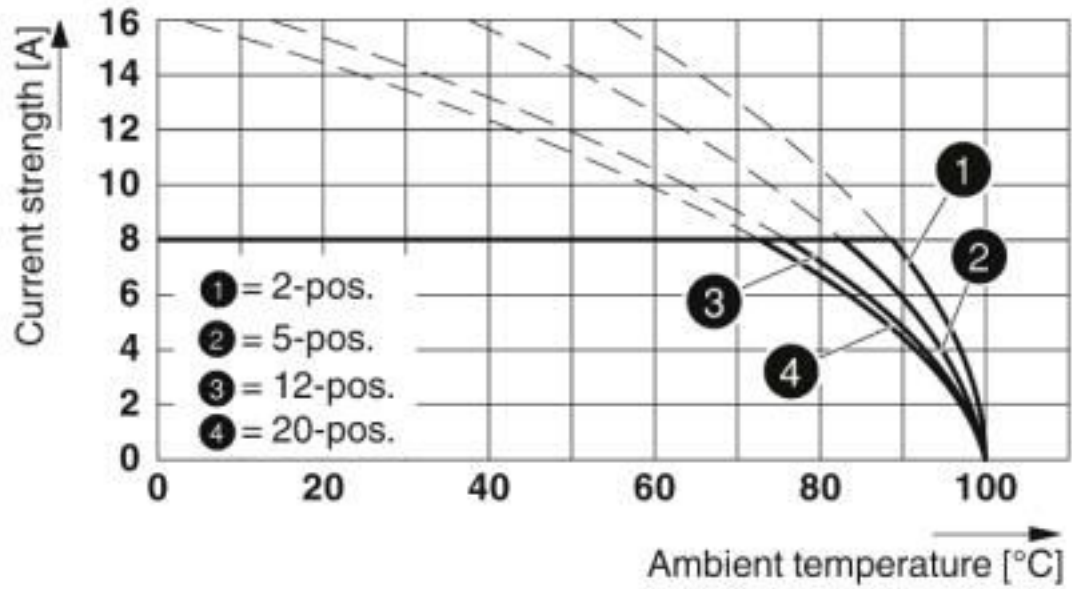
Diagram



Type: MC 1,5/...-ST-3,81 with MC 1,5/...-G-3,81 THT

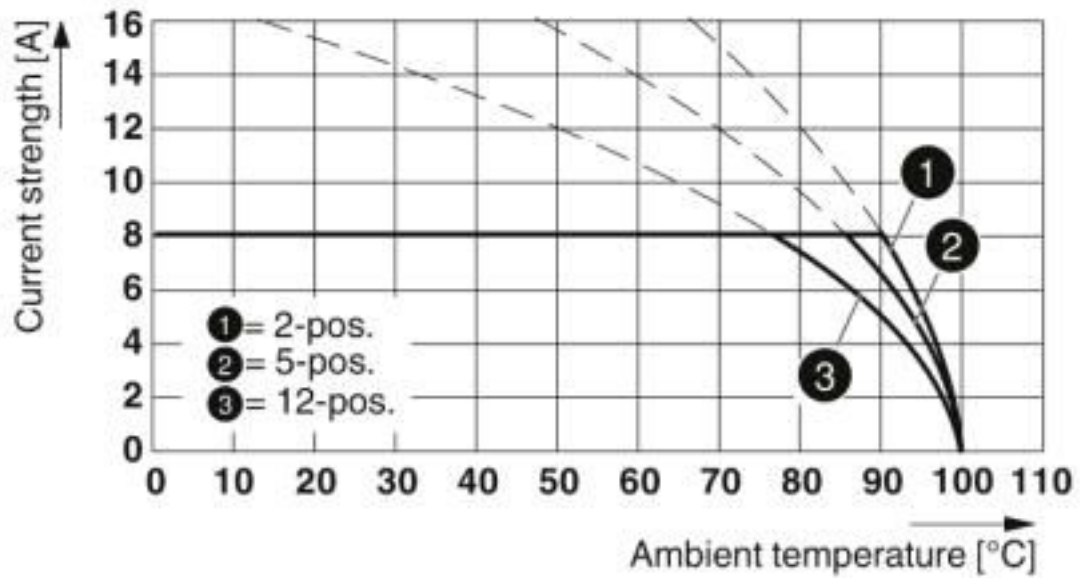
Printed-circuit board connector - MC 1,5/ 8-ST-3,81 - 1803633

Diagram



Type: MC 1,5/...-ST-3,81 with MCV 1,5/...-G-3,81

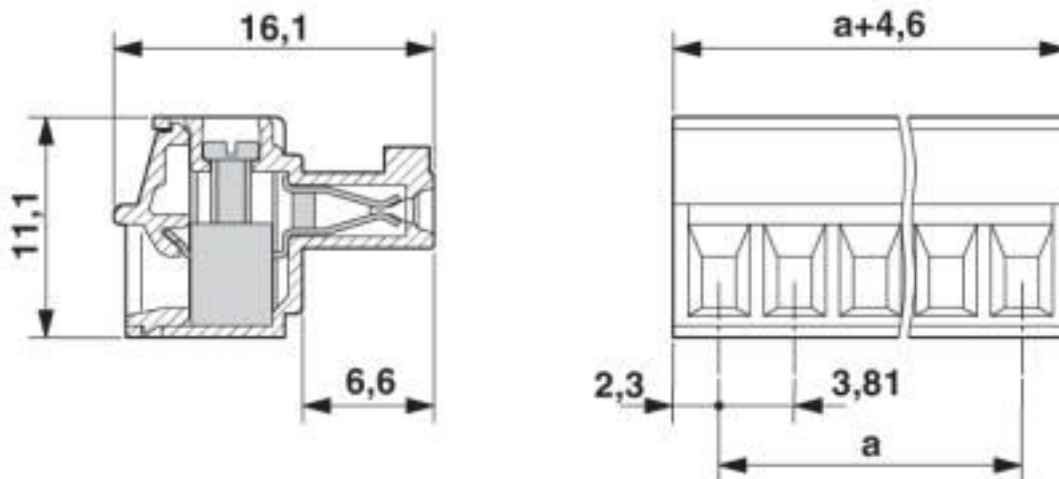
Diagram



Type: MC 1,5/...-ST-3,81 with MCV 1,5/...-G-3,81 P26 THR

Printed-circuit board connector - MC 1,5/ 8-ST-3,81 - 1803633

Dimensional drawing



Classifications

eCl@ss

| | |
|---------------|----------|
| eCl@ss 10.0.1 | 27440309 |
| eCl@ss 4.0 | 27260700 |
| eCl@ss 4.1 | 27260700 |
| eCl@ss 5.0 | 27260700 |
| eCl@ss 5.1 | 27260700 |
| eCl@ss 6.0 | 27260700 |
| eCl@ss 7.0 | 27440309 |
| eCl@ss 8.0 | 27440309 |
| eCl@ss 9.0 | 27440309 |

ETIM

| | |
|----------|----------|
| ETIM 3.0 | EC001121 |
| ETIM 4.0 | EC002638 |
| ETIM 5.0 | EC002638 |
| ETIM 6.0 | EC002638 |
| ETIM 7.0 | EC002638 |

UNSPSC

| | |
|---------------|----------|
| UNSPSC 6.01 | 30211810 |
| UNSPSC 7.0901 | 39121409 |
| UNSPSC 11 | 39121409 |
| UNSPSC 12.01 | 39121409 |
| UNSPSC 13.2 | 39121409 |
| UNSPSC 18.0 | 39121409 |
| UNSPSC 19.0 | 39121409 |
| UNSPSC 20.0 | 39121409 |

Printed-circuit board connector - MC 1,5/ 8-ST-3,81 - 1803633

Classifications

UNSPSC

| | |
|-------------|----------|
| UNSPSC 21.0 | 39121409 |
|-------------|----------|

Approvals

Approvals

Approvals

CSA / IEC EE CB Scheme / VDE Gutachten mit Fertigungsüberwachung / EAC / cULus Recognized

Ex Approvals

Approval details

| | | | |
|----------------------------|--|---|-------|
| CSA | | http://www.csagroup.org/services-industries/product-listing/ | 13631 |
| | | B | D |
| Nominal voltage UN | | 300 V | 300 V |
| Nominal current IN | | 8 A | 8 A |
| mm ² /AWG/kcmil | | 28-16 | 28-16 |

| | | | |
|----------------------------|--|---|----------------|
| IECEE CB Scheme | | http://www.iecee.org/ | DE1-60987-B1B2 |
| Nominal voltage UN | | 160 V | |
| Nominal current IN | | 8 A | |
| mm ² /AWG/kcmil | | 0.2-1.5 | |

| | | | |
|---|--|---|----------|
| VDE Gutachten mit Fertigungsüberwachung | | http://www2.vde.com/de/Institut/Online-Service/VDE-gepruefteProdukte/Seiten/Online-Suche.aspx | 40011723 |
| Nominal voltage UN | | 160 V | |
| Nominal current IN | | 8 A | |
| mm ² /AWG/kcmil | | 0.2-1.5 | |

| | | | |
|-----|--|--|---------|
| EAC | | | B.01687 |
|-----|--|--|---------|

Printed-circuit board connector - MC 1,5/ 8-ST-3,81 - 1803633

Approvals

| | | | |
|----------------------------|-------|---|-----------------|
| cULus Recognized | | http://database.ul.com/cgi-bin/XYV/template/LISEXT/1FRAME/index.htm | E60425-20110128 |
| | B | D | |
| Nominal voltage UN | 300 V | 300 V | |
| Nominal current IN | 8 A | 8 A | |
| mm ² /AWG/kcmil | 30-14 | 30-14 | |

Accessories

Accessories

Bridge

Insertion bridge - EBPL 2-3,81 - 1733495



Insertion bridge for plugs featuring a screw connection with a 3.81 mm pitch

Insertion bridge - EBPL 3-3,81 - 1733505



Insertion bridge for plugs featuring a screw connection with a 3.81 mm pitch

Insertion bridge - EBPL 4-3,81 - 1733518



Insertion bridge for plugs featuring a screw connection with a 3.81 mm pitch

Cable housing

Cable housing - KGG-MC 1,5/ 8 - 1834408



Cable housing, pitch: 3.81 mm, number of positions: 8, dimension a: 32.87 mm, color: green

Printed-circuit board connector - MC 1,5/ 8-ST-3,81 - 1803633

Accessories

Labeled terminal marker

Marker card - SK 3,81/2,8:FORTL.ZAHLEN - 0804109



Marker card, Card, white, labeled, horizontal: consecutive numbers 1 ... 10, 11 ... 20, etc. up to 91 ... (99)100, mounting type: adhesive, for terminal block width: 3.81 mm, lettering field size: 3.81 x 2.8 mm

Screwdriver tools

Screwdriver - SZS 0,4X2,5 VDE - 1205037



Screwdriver, slot-headed, VDE insulated, size: 0.4 x 2.5 x 80 mm, 2-component grip, with non-slip grip

Additional products

Feed-through header - MCV 1,5/ 8-G-3,81 P14 THR - 1707065



PCB headers, nominal current: 8 A, rated voltage (III/2): 160 V, nominal cross section: 1.5 mm², number of positions: 8, pitch: 3.81 mm, color: black, contact surface: Tin, mounting: THR soldering, pin layout: Linear pinning, solder pin [P]: 1.4 mm, User information and design recommendations for through hole reflow technology can be found under: Downloads

Feed-through header - MCV 1,5/ 8-G-3,81 P26 THR - 1707489



PCB headers, nominal current: 8 A, rated voltage (III/2): 160 V, nominal cross section: 1.5 mm², number of positions: 8, pitch: 3.81 mm, color: black, contact surface: Tin, mounting: THR soldering, pin layout: Linear pinning, solder pin [P]: 2.6 mm, User information and design recommendations for through hole reflow technology can be found under: Downloads

Feed-through header - MCV 1,5/ 8-G-3,81 P26 THRR56 - 1712940



PCB headers, nominal current: 8 A, rated voltage (III/2): 160 V, nominal cross section: 1.5 mm², number of positions: 8, pitch: 3.81 mm, color: black, contact surface: Tin, mounting: THR soldering, pin layout: Linear pinning, solder pin [P]: 2.6 mm, User information and design recommendations for through hole reflow technology can be found under: Downloads

Printed-circuit board connector - MC 1,5/ 8-ST-3,81 - 1803633

Accessories

Printed-circuit board connector - MC 1,5/ 8-G-3,81 P20 THRR56 - 1782637

PCB headers, nominal current: 8 A, rated voltage (III/2): 160 V, nominal cross section: 1.5 mm², number of positions: 8, pitch: 3.81 mm, color: black, contact surface: Tin, mounting: THR soldering, pin layout: Linear pinning, solder pin [P]: 2 mm



Printed-circuit board connector - MC 1,5/ 8-G-3,81 - 1803332

PCB headers, nominal current: 8 A, rated voltage (III/2): 160 V, nominal cross section: 1.5 mm², number of positions: 8, pitch: 3.81 mm, color: green, contact surface: Tin, mounting: Wave soldering, pin layout: Linear pinning, solder pin [P]: 3.4 mm



Printed-circuit board connector - MCV 1,5/ 8-G-3,81 - 1803484

PCB headers, nominal current: 8 A, rated voltage (III/2): 160 V, nominal cross section: 1.5 mm², number of positions: 8, pitch: 3.81 mm, color: green, contact surface: Tin, mounting: Wave soldering, pin layout: Linear pinning, solder pin [P]: 3.4 mm



Printed-circuit board connector - SMC 1,5/ 8-G-3,81 - 1827334

PCB headers, nominal current: 8 A, rated voltage (III/2): 160 V, nominal cross section: 1.5 mm², number of positions: 8, pitch: 3.81 mm, color: green, contact surface: Tin, mounting: Wave soldering, pin layout: Linear pinning, solder pin [P]: 3.4 mm



Feed-through header - MCD 1,5/ 8-G-3,81 - 1830017

PCB headers, nominal current: 8 A, rated voltage (III/2): 160 V, nominal cross section: 1.5 mm², number of positions: 8, pitch: 3.81 mm, color: green, contact surface: Tin, mounting: Wave soldering, pin layout: Linear pinning, solder pin [P]: 3.5 mm, In combination with MCV plug components, both an MCVW and an MCVR plug must be used.



Printed-circuit board connector - MC 1,5/ 8-ST-3,81 - 1803633

Accessories

Feed-through header - MCDV 1,5/ 8-G-3,81 - 1830460



PCB headers, nominal current: 8 A, rated voltage (III/2): 160 V, nominal cross section: 1.5 mm², number of positions: 8, pitch: 3.81 mm, color: green, contact surface: Tin, mounting: Wave soldering, pin layout: Linear pinning, solder pin [P]: 3.4 mm, In combination with MCV plug components, both an MCVW and an MCVR plug must be used.

Feed-through header - MCVDU 1,5/ 8-G-3,81 - 1837492



PCB headers, nominal current: 8 A, rated voltage (III/2): 160 V, nominal cross section: 1.5 mm², number of positions: 8, pitch: 3.81 mm, color: green, contact surface: Tin, mounting: Wave soldering, pin layout: Linear pinning, solder pin [P]: 2.5 mm

Printed-circuit board connector - MCD 1,5/ 8-G1-3,81 - 1843130



PCB headers, nominal current: 8 A, rated voltage (III/2): 160 V, nominal cross section: 1.5 mm², number of positions: 8, pitch: 3.81 mm, color: green, contact surface: Tin, mounting: Wave soldering, pin layout: Linear pinning, solder pin [P]: 3.5 mm, In combination with MCV plug components, both an MCVW and an MCVR plug must be used.

Feed-through header - MCDV 1,5/ 8-G1-3,81 - 1847796



PCB headers, nominal current: 8 A, rated voltage (III/2): 160 V, nominal cross section: 1.5 mm², number of positions: 8, pitch: 3.81 mm, color: green, contact surface: Tin, mounting: Wave soldering, pin layout: Linear pinning, solder pin [P]: 3.4 mm, In combination with MCV plug components, both an MCVW and an MCVR plug must be used.

Feed-through header - EMCV 1,5/ 8-G-3,81 - 1860702



PCB headers, nominal current: 8 A, rated voltage (III/2): 160 V, nominal cross section: 1.5 mm², number of positions: 8, pitch: 3.81 mm, color: green, contact surface: Tin, mounting: Press-in technology, pin layout: Linear pinning, solder pin [P]: 3.8 mm

Printed-circuit board connector - MC 1,5/ 8-ST-3,81 - 1803633

Accessories

Feed-through header - MCO 1,5/ 8-GR-3,81 - 1861701



PCB headers, nominal current: 8 A, rated voltage (III/2): 160 V, nominal cross section: 1.5 mm², number of positions: 8, pitch: 3.81 mm, color: green, contact surface: Tin, mounting: Wave soldering, pin layout: Linear pinning, solder pin [P]: 3 mm

Feed-through header - MCO 1,5/ 8-GL-3,81 - 1861785



PCB headers, nominal current: 8 A, rated voltage (III/2): 160 V, nominal cross section: 1.5 mm², number of positions: 8, pitch: 3.81 mm, color: green, contact surface: Tin, mounting: Wave soldering, pin layout: Linear pinning, solder pin [P]: 3 mm

Feed-through header - EMC 1,5/ 8-G-3,81 - 1897869



PCB headers, nominal current: 8 A, rated voltage (III/2): 160 V, nominal cross section: 1.5 mm², number of positions: 8, pitch: 3.81 mm, color: green, contact surface: Tin, mounting: Press-in technology, pin layout: Linear pinning, solder pin [P]: 3.5 mm

Feed-through header - MC 1,5/ 8-G-3,81 THT - 1908826



PCB headers, number of positions: 8, pitch: 3.81 mm, color: black, contact surface: Tin, pin layout: Linear pinning, solder pin [P]: 3.4 mm, User information and design recommendations for through hole reflow technology can be found under: Downloads

Feed-through header - MC 1,5/ 8-G-3,81 THT-R56 - 1943810



PCB headers, number of positions: 8, pitch: 3.81 mm, color: black, contact surface: Tin, pin layout: Linear pinning, User information and design recommendations for through hole reflow technology can be found under: Downloads

Printed-circuit board connector - MC 1,5/ 8-ST-3,81 - 1803633

Accessories

Feed-through header - MCD 1,5/ 8-G1-3,81 HT BK - 1948080



PCB headers, nominal current: 8 A, rated voltage (III/2): 160 V, nominal cross section: 1.5 mm², number of positions: 8, pitch: 3.81 mm, color: black, contact surface: Tin, mounting: THR soldering, pin layout: Linear pinning, Standard component made of highly temperature resistant plastic; suitable for reflow process. User information and design recommendations on Through Hole Reflow Technology can be found at: "Downloads".

Phoenix Contact 2020 © - all rights reserved
<http://www.phoenixcontact.com>

PHOENIX CONTACT GmbH & Co. KG
Flachsmarktstr. 8
32825 Blomberg
Germany
Tel. +49 5235 300
Fax +49 5235 3 41200
<http://www.phoenixcontact.com>

X-ON Electronics

Largest Supplier of Electrical and Electronic Components

Click to view similar products for [Pluggable Terminal Blocks](#) category:

Click to view products by [Phoenix Contact](#) manufacturer:

Other Similar products are found below :

[57.510.0053](#) [MC 1.5/ 6-ST-3.5 GY AU](#) [734-104](#) [734-302](#) [8-141-P](#) [8426620000](#) [860505](#) [860810](#) [GBPACX-12](#) [93.731.4953.0](#) [PV05-5,08-K](#)
[PVP02-5,00](#) [PVP03-3,50](#) [PVP04-3,50](#) [PVS02-5,00](#) [1-1986160-3](#) [1377680000](#) [1531000000](#) [1546228-5](#) [ELFH16150](#) [ELFP03110](#)
[ELFP10210](#) [ELFT06250](#) [ELVP03100](#) [1700101](#) [1700410](#) [1700425](#) [1702246](#) [1705229](#) [1710175](#) [1714537](#) [1717806](#) [1719600](#) [1728941](#)
[1734692](#) [1734795](#) [1736036](#) [1740194](#) [1740291](#) [1740628](#) [1740990](#) [1746952](#) [1750207](#) [1752441](#) [1752865](#) [1754115](#) [1754144](#) [1756913](#)
[1760051](#) [1760336](#)