

Printed-circuit board connector - MSTBC 2,5/17-STZFD-5,08 - 1809420

Please be informed that the data shown in this PDF Document is generated from our Online Catalog. Please find the complete data in the user's documentation. Our General Terms of Use for Downloads are valid (<http://phoenixcontact.com/download>)

PCB connector, nominal current: 12 A, rated voltage (III/2): 320 V, nominal cross section: 2.5 mm², number of positions: 17, pitch: 5.08 mm, connection method: Crimp connection, color: green, mounting: Direct mounting, Corresponding female crimp contacts with current [A] and conductor cross section range [mm²] data: 10A/MSTBC-MT 0,5-1,0 (3190564); 10A/MSTBC-MT 0,5-1,0 BA (3190645); 12A/MSTBC-MT 1,5-2,5 (3190551); 12A/MSTBC-MT 1,5-2,5 BA (3190658). BA = Bandkontakte




The figure shows an 10-position version

Your advantages

- Inexpensive connection of large quantities of pre-assembled conductors
- Pull-out aid facilitates handling and allows the tensile force to be reduced at the contact point



Key Commercial Data

Packing unit	50 pc
GTIN	 4 017918 047566
GTIN	4017918047566

Technical data

Item properties

Brief article description	Printed-circuit board connector
Plug-in system	CLASSIC COMBICON
Type of contact	Female connector
Range of articles	MSTBC 2,5/..-STZFD
Pitch	5.08 mm
Number of positions	17
Connection method	Crimp connection
Mounting type	Direct mounting
Locking	Screw flange
Number of levels	1
Number of connections	17
Number of potentials	17

Printed-circuit board connector - MSTBC 2,5/17-STZFD-5,08 - 1809420

Technical data

Electrical parameters

Nominal current	12 A
Nom. voltage	320 V
Rated voltage	320 V
Rated voltage (III/2)	320 V
Rated voltage (II/2)	630 V
Rated surge voltage (III/3)	4 kV
Rated surge voltage (III/2)	4 kV
Rated surge voltage (II/2)	4 kV

Connection capacity

Connection method	Crimp connection
pluggable	Yes
Conductor cross section flexible	0.5 mm ² ... 2.5 mm ²
Conductor cross section AWG / kcmil	20 ... 14

Flange specifications

Type of locking	Screw locking
Mounting flange	Screw flange

Material data - housing

Housing color	green (6021)
Insulating material	PA
Insulating material group	I
CTI according to IEC 60112	600
Flammability rating according to UL 94	V0
Glow wire flammability index GWFI according to EN 60695-2-12	850
Glow wire ignition temperature GWIT according to EN 60695-2-13	775
Temperature for the ball pressure test according to EN 60695-10-2	125 °C

Dimensions for the product

Length [l]	25 mm
Width [w]	96.01 mm
Height [h]	10.7 mm
Pitch	5.08 mm
Height (without solder pin)	10.7 mm

Packaging information

Type of packaging	packed in cardboard
Pieces per package	50
Denomination packing units	Pcs.

General product information

Note	In accordance with IEC 61984, COMBICON connectors have no switching power (COC). During designated use, they must not be plugged in or disconnected when carrying voltage or under load.
------	--

Printed-circuit board connector - MSTBC 2,5/17-STZFD-5,08 - 1809420

Technical data

Environmental Product Compliance

REACH SVHC	Lead 7439-92-1
China RoHS	Environmentally Friendly Use Period = 50 years
	For details about hazardous substances go to tab "Downloads", Category "Manufacturer's declaration"

Classifications

eCl@ss

eCl@ss 10.0.1	27440309
eCl@ss 4.0	27260700
eCl@ss 4.1	27260700
eCl@ss 5.0	27260700
eCl@ss 5.1	27260700
eCl@ss 6.0	27260700
eCl@ss 7.0	27440309
eCl@ss 8.0	27440309
eCl@ss 9.0	27440309

ETIM

ETIM 3.0	EC001121
ETIM 4.0	EC002638
ETIM 5.0	EC002638
ETIM 6.0	EC002638
ETIM 7.0	EC002638

UNSPSC

UNSPSC 6.01	30211810
UNSPSC 7.0901	39121409
UNSPSC 11	39121409
UNSPSC 12.01	39121409
UNSPSC 13.2	39121409
UNSPSC 18.0	39121409
UNSPSC 19.0	39121409
UNSPSC 20.0	39121409
UNSPSC 21.0	39121409

Approvals

Approvals

Approvals


CSA / UL Recognized / cUL Recognized / IECCE CB Scheme / EAC / VDE Zeichengenehmigung / cULus Recognized


Printed-circuit board connector - MSTBC 2,5/17-STZFD-5,08 - 1809420


Approvals


Ex Approvals


Approval details

CSA		http://www.csagroup.org/services-industries/product-listing/	13631
Nominal voltage UN		300 V	
Nominal current IN		10 A	
mm ² /AWG/kcmil		20-14	

UL Recognized		http://database.ul.com/cgi-bin/XYV/template/LISEXT/1FRAME/index.htm	FILE E 60425
	B	D	
Nominal voltage UN	250 V	300 V	
Nominal current IN	10 A	10 A	
mm ² /AWG/kcmil	20-14	20-14	

cUL Recognized		http://database.ul.com/cgi-bin/XYV/template/LISEXT/1FRAME/index.htm	FILE E 60425
	B	D	
Nominal voltage UN	250 V	300 V	
Nominal current IN	10 A	10 A	
mm ² /AWG/kcmil	20-14	20-14	

IECEE CB Scheme		http://www.iecee.org/	DE1-60988-B1B2
Nominal voltage UN		250 V	
Nominal current IN		10 A	
mm ² /AWG/kcmil		0.5-1	

EAC		B.01687
-----	---	---------

Printed-circuit board connector - MSTBC 2,5/17-STZFD-5,08 - 1809420

Approvals

VDE Zeichengenehmigung		http://www2.vde.com/de/Institut/Online-Service/VDE-gepruefteProdukte/Seiten/Online-Suche.aspx	40050648
Nominal voltage UN		250 V	
Nominal current IN		10 A	
mm ² /AWG/kcmil		0.5-1	

cULus Recognized	
------------------	--

Accessories

Accessories

Coding element

Coding profile - CP-MSTB - 1734634

Coding profile, is inserted into the slot on the plug or inverted header, red insulating material



Crimp contact

Accessories - MSTBC-MT 0,5-1,0 - 3190564



Module female contact, is inserted into the plug housing MSTBC after crimping the conductor, for conductors from 0.5 to 1.0 mm²

Accessories - MSTBC-MT 0,5-1,0 BA - 3190645



Module female contact, is inserted into the MSTBC connector shell after the conductor has been crimped, for conductors from 0.5 - 1.0 mm², ribbon contact

Printed-circuit board connector - MSTBC 2,5/17-STZFD-5,08 - 1809420

Accessories

Accessories - MSTBC-MT 1,5-2,5 - 3190551



Module female contact, is inserted into the plug housing MSTBC after crimping the conductor, for conductors from 1.5 to 2.5 mm²

Female insert - MSTBC-MT 1,5-2,5 BA - 3190658



Module female contact, is inserted into the MSTBC connector shell after the conductor has been crimped, for conductors from 1.5 - 2.5 mm², ribbon contact

Accessories - MSTBC-MT 0,2-0,5 - 1879531



Module socket contact, is inserted into the plug housing MSTBC after crimping the conductor, for conductors from 0.2 to 0.5 mm²

Accessories - MSTBC-MT 0,2-0,5 BAND - 1879544



Module socket contact, is inserted into the plug housing MSTBC after crimping the conductor, for conductors from 0.2 to 0.5 mm²

Crimping tool

Crimping pliers - CRIMPFOX MT 2,5 - 1204038



Crimping pliers, for crimping conductors to the module female contacts STG-MTN, crimp range: 0.5-2.5 mm², AWG: 20-14

Labeled terminal marker

Printed-circuit board connector - MSTBC 2,5/17-STZFD-5,08 - 1809420

Accessories

Marker card - SK 5,08/3,8:FORTL.ZAHLEN - 0804293



Marker card, Card, white, labeled, horizontal: consecutive numbers 1 ... 10, 11 ... 20, etc. up to 91 ... (99)100, mounting type: adhesive, for terminal block width: 5.08 mm, lettering field size: 5.08 x 3.8 mm

Screwdriver tools

Screwdriver - SZS 0,4X2,5 VDE - 1205037



Screwdriver, slot-headed, VDE insulated, size: 0.4 x 2.5 x 80 mm, 2-component grip, with non-slip grip

Strain relief

Strain relief - STZ 2-MSTBC-5,08 - 1810529



Strain relief for snapping into the latching chambers of the plug components, 2-pos., labeling with ZB 6

Strain relief - STZ 4-MSTBC-5,08 - 1810532



Strain relief for snapping into the latching chambers of the plug components, 4-pos., labeling with ZB 6

Strain relief - STZ 8-MSTBC-5,08 - 1810516



Strain relief for snapping into the latching chambers of the plug components, 8-pos., labeling with ZB 6

Printed-circuit board connector - MSTBC 2,5/17-STZFD-5,08 - 1809420

Accessories

Strain relief - STZ 12-MSTBC-5,08 - 1810503



Strain relief for snapping into the latching chambers of the plug components, 12-pos., labeling with ZB 6

Additional products

Printed-circuit board connector - ICC 2,5/17-STZF-5,08 - 1823532



PCB connector, nominal current: 12 A, rated voltage (III/2): 320 V, nominal cross section: 2.5 mm², number of positions: 17, pitch: 5.08 mm, connection method: Crimp connection, color: green, Corresponding male crimp contacts with current [A] and conductor cross section range [mm²] data: 10A/ICC-MT 0,5-1,0 (3190577); 10A/ICC-MT 0,5-1,0 BA (3190603); 12A/ICC-MT 1,5-2,5 (3190580); 12A/ICC-MT 1,5-2,5 BA (3190593). BA = Bandkontakte

Printed-circuit board connector - IC 2,5/17-STF-5,08 - 1825462



PCB connector, nominal current: 12 A, rated voltage (III/2): 320 V, nominal cross section: 2.5 mm², number of positions: 17, pitch: 5.08 mm, connection method: Screw connection with tension sleeve, color: green, contact surface: Tin

Phoenix Contact 2020 © - all rights reserved
<http://www.phoenixcontact.com>

PHOENIX CONTACT GmbH & Co. KG
Flachsmarktstr. 8
32825 Blomberg
Germany
Tel. +49 5235 300
Fax +49 5235 3 41200
<http://www.phoenixcontact.com>

X-ON Electronics

Largest Supplier of Electrical and Electronic Components

Click to view similar products for [Pluggable Terminal Blocks](#) category:

Click to view products by [Phoenix Contact](#) manufacturer:

Other Similar products are found below :

[57.510.0053](#) [MC 1.5/ 6-ST-3.5 GY AU](#) [734-104](#) [734-302](#) [8-141-P](#) [8426620000](#) [860505](#) [860810](#) [GBPACX-12](#) [93.731.4953.0](#) [PV05-5,08-K](#)
[PVP02-5,00](#) [PVP03-3,50](#) [PVP04-3,50](#) [PVS02-5,00](#) [1-1986160-3](#) [1377680000](#) [1531000000](#) [1546228-5](#) [ELFH16150](#) [ELFP03110](#)
[ELFP10210](#) [ELFT06250](#) [ELVP03100](#) [1700101](#) [1700410](#) [1700425](#) [1702246](#) [1705229](#) [1710175](#) [1714537](#) [1717806](#) [1719600](#) [1728941](#)
[1734692](#) [1734795](#) [1736036](#) [1740194](#) [1740291](#) [1740628](#) [1740990](#) [1746952](#) [1750207](#) [1752441](#) [1752865](#) [1754115](#) [1754144](#) [1756913](#)
[1760051](#) [1760336](#)