

PCB terminal block - PTSM 0,5/ 8-2,5-V THR WH R44 - 1814621

Please be informed that the data shown in this PDF Document is generated from our Online Catalog. Please find the complete data in the user's documentation. Our General Terms of Use for Downloads are valid (<http://phoenixcontact.com/download>)




PCB terminal block, nominal current: 6 A, rated voltage (III/2): 160 V, nominal cross section: 0.5 mm², pitch: 2.5 mm, number of positions: 8, connection method: Push-in spring connection, mounting: THR soldering, conductor/PCB connection direction: 90 °, color: white, Pin layout: Linear double pinning, Solder pin [P]: 2.1 mm

The figure shows a 3-position version

Your advantages

- White design: Stable color when welding and during use
- Time saving push-in connection, tools not required
- Defined contact force ensures that contact remains stable over the long term
- High current carrying capacity of 6 A in very compact dimensions
- Designed for integration into the SMT soldering process
- Vertical connection enables multi-row arrangement on the PCB



Key Commercial Data

Packing unit	310 pc
Minimum order quantity	310 pc
GTIN	
GTIN	4046356760379

Technical data

Item properties

Brief article description	PCB terminal block
Range of articles	PTSM 0,5/..-V-THR WH
Pitch	2.5 mm
Number of positions	8
Connection method	Push-in spring connection
Mounting type	THR soldering
Pin layout	Linear double pinning
Number of levels	1

PCB terminal block - PTSM 0,5/ 8-2,5-V THR WH R44 - 1814621

Technical data

Item properties

Number of connections	8
Number of potentials	8

Electrical parameters

Nominal current	6 A
Nom. voltage	160 V
Rated voltage	160 V
Rated voltage (III/2)	160 V
Rated voltage (II/2)	400 V
Rated surge voltage (III/3)	2.5 kV
Rated surge voltage (III/2)	2.5 kV
Rated surge voltage (II/2)	2.5 kV

Connection capacity

Connection method	Push-in spring connection
pluggable	no
Conductor cross section solid	0.14 mm ² ... 0.5 mm ²
Conductor cross section flexible	0.2 mm ² ... 0.5 mm ² (up to 0.75 mm ² supported, at a rated insulation voltage of 32 V at III/2)
Conductor cross section AWG / kcmil	26 ... 20
Conductor cross section flexible, with ferrule without plastic sleeve	0.25 mm ² ... 0.5 mm ²
Conductor cross section, flexible, with ferrule, with plastic sleeve	0.25 mm ² ... 0.34 mm ²
Stripping length	6 mm

Material data - contact

Note	WEEE/RoHS-compliant, free of whiskers according to IEC 60068-2-82/ JEDEC JESD 201
Contact material	Cu alloy
Metal surface terminal point (top layer)	Tin (4 - 8 µm Sn)
Metal surface soldering area (top layer)	Tin (4 - 8 µm Sn)

Material data - housing

Housing color	white (9010)
Insulating material	HT PA
Insulating material group	I
CTI according to IEC 60112	600
Flammability rating according to UL 94	V0

Dimensions for the product

Length [l]	5 mm
Width [w]	20.5 mm
Height [h]	12.1 mm
Pitch	2.5 mm
Height (without solder pin)	10 mm

PCB terminal block - PTSM 0,5/ 8-2,5-V THR WH R44 - 1814621

Technical data

Dimensions for the product

Solder pin [P]	2.1 mm
Pin spacing	2.5 mm
Pin dimensions	0.3 x 0.8 mm

Dimensions for PCB design

Hole diameter	1.2 mm
Pin spacing	2.5 mm

Packaging information

Type of packaging	44 mm wide tape
Pieces per package	310
Denomination packing units	Pcs.
[W] tape width	44 mm
[A] coil diameter	330 mm
[W2] coil overall dimension	50.4 mm
Outer packaging type	Transparent-Bag

General product information

Type of note	Note on application
Note	Pick and place pads may protrude beyond the components. The PCB layout must ensure that collisions are avoided when components are assembled.

Electrical tests

Rated current	6 A
Conductor cross section	0.5 mm ²
Rated voltage (III/2)	160 V
Rated surge voltage (III/2)	2.5 kV

Standards and Regulations

Connection in acc. with standard	EN-VDE
	UL
Flammability rating according to UL 94	V0

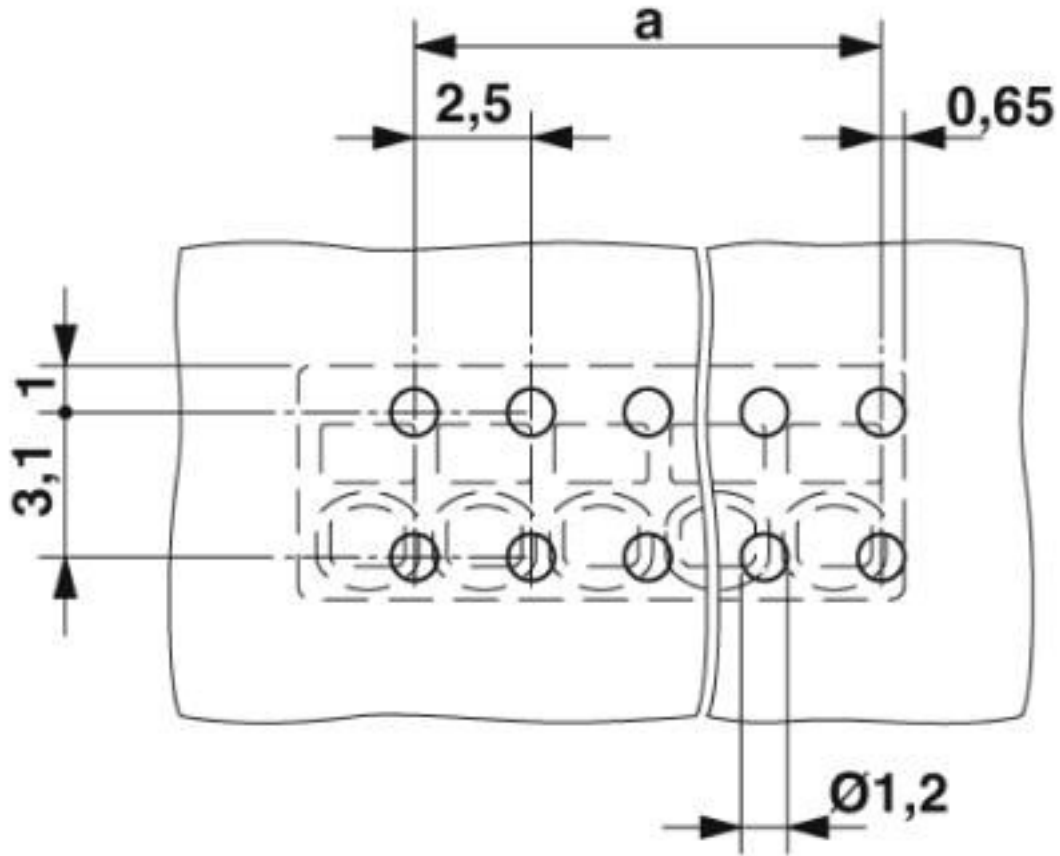
Environmental Product Compliance

China RoHS	Environmentally friendly use period: unlimited = EFUP-e
	No hazardous substances above threshold values

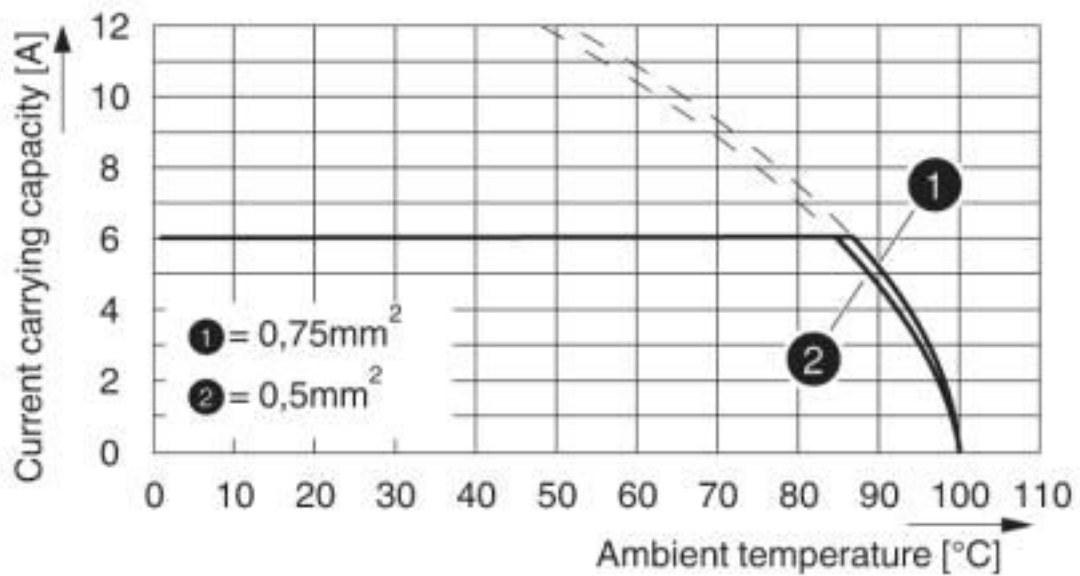
Drawings

PCB terminal block - PTSM 0,5/ 8-2,5-V THR WH R44 - 1814621

Drilling diagram

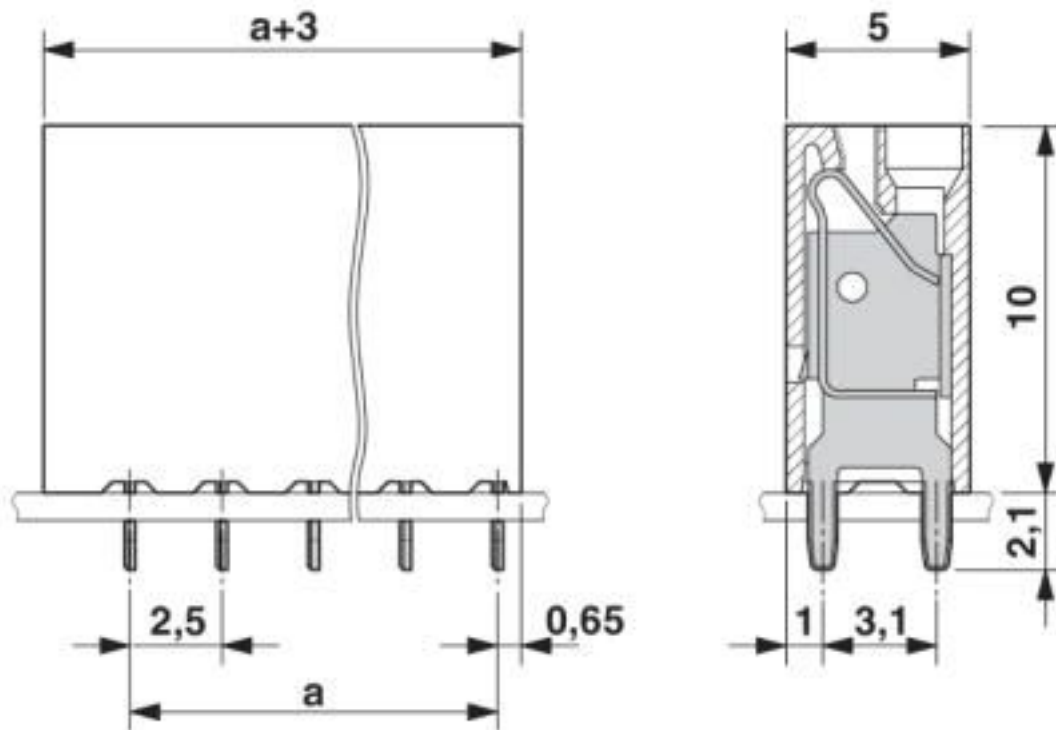


Diagram



PCB terminal block - PTSM 0,5/ 8-2,5-V THR WH R44 - 1814621

Dimensional drawing



Classifications

eCl@ss

eCl@ss 10.0.1	27440401
eCl@ss 4.0	27141100
eCl@ss 4.1	27141100
eCl@ss 5.0	27141100
eCl@ss 5.1	27261100
eCl@ss 6.0	27261100
eCl@ss 7.0	27440401
eCl@ss 8.0	27440401
eCl@ss 9.0	27440401

ETIM

ETIM 3.0	EC001121
ETIM 4.0	EC002643
ETIM 5.0	EC002637
ETIM 6.0	EC002643
ETIM 7.0	EC002643

UNSPSC

UNSPSC 6.01	30211801
-------------	----------

PCB terminal block - PTSM 0,5/ 8-2,5-V THR WH R44 - 1814621

Classifications

UNSPSC

UNSPSC 7.0901	39121432
UNSPSC 11	39121432
UNSPSC 12.01	39121432
UNSPSC 13.2	39121432
UNSPSC 18.0	39121432
UNSPSC 19.0	39121432
UNSPSC 20.0	39121432
UNSPSC 21.0	39121432

Approvals


Approvals


Approvals


UL Recognized / VDE Zeichengenehmigung / EAC / cULus Recognized

Ex Approvals

Approval details

UL Recognized		http://database.ul.com/cgi-bin/XYV/template/LISEXT/1FRAME/index.htm E118976-20130619
		B
Nominal voltage UN		150 V
Nominal current IN		5 A
mm ² /AWG/kcmil		26-18

VDE Zeichengenehmigung		http://www2.vde.com/de/Institut/Online-Service/VDE-gepruefteProdukte/Seiten/Online-Suche.aspx	40048725
------------------------	---	---	----------

EAC		B.01687
-----	---	---------

PCB terminal block - PTSM 0,5/ 8-2,5-V THR WH R44 - 1814621

Approvals

cULus Recognized		http://database.ul.com/cgi-bin/XYV/template/LISEXT/1FRAME/index.htm	E60425-20030527
		B	
Nominal voltage UN		150 V	
Nominal current IN		5 A	
mm ² /AWG/kcmil		26-20	

Accessories

Accessories

Cable end sleeve

Ferrule - Al 0,25- 6 BU - 3203040



Ferrule, sleeve length: 6 mm, length: 10.5 mm, color: blue

Ferrule - Al 0,25- 6 YE - 3203024



Ferrule, sleeve length: 6 mm, length: 10.5 mm, color: yellow

Ferrule - Al 0,34- 6 TQ - 3203053



Ferrule, sleeve length: 6 mm, length: 10.5 mm, color: turquoise

Screwdriver tools

Screwdriver - SZS 0,4X2,0 - 1205202



Micro screwdriver, bladed, size: 0.4 x 2.0 x 60 mm, 2-component grip, with non-slip grip and twist cap

PCB terminal block - PTSM 0,5/ 8-2,5-V THR WH R44 - 1814621

Accessories

Additional products

Sample set - SAMPLE PTSM 0,5/ 8-2,5-V-THR - 1701107



PCB terminal block, nominal current: 6 A, rated voltage (III/2): 160 V, nominal cross section: 0.5 mm², pitch: 2.5 mm, number of positions: 8, connection method: Push-in spring connection, mounting: THR soldering, conductor/PCB connection direction: 90 °, color: black, Pin layout: Linear double pinning, Solder pin [P]: 2.1 mm. SAMPLE set with 5 items in belt section. When used as part of soldering process, please use items without SAMPLE marking

Phoenix Contact 2020 © - all rights reserved
<http://www.phoenixcontact.com>

PHOENIX CONTACT GmbH & Co. KG
Flachsmarktstr. 8
32825 Blomberg
Germany
Tel. +49 5235 300
Fax +49 5235 3 41200
<http://www.phoenixcontact.com>

X-ON Electronics

Largest Supplier of Electrical and Electronic Components

Click to view similar products for [Pluggable Terminal Blocks](#) category:

Click to view products by [Phoenix Contact](#) manufacturer:

Other Similar products are found below :

[57.510.0053](#) [MC 1.5/ 6-ST-3.5 GY AU](#) [734-104](#) [734-302](#) [8-141-P](#) [8426620000](#) [860505](#) [860810](#) [GBPACX-12](#) [93.731.4953.0](#) [PV05-5,08-K](#)
[PVP02-5,00](#) [PVP03-3,50](#) [PVP04-3,50](#) [PVS02-5,00](#) [1-1986160-3](#) [1377680000](#) [1531000000](#) [1546228-5](#) [ELFH16150](#) [ELFP03110](#)
[ELFP10210](#) [ELFT06250](#) [ELVP03100](#) [1700101](#) [1700410](#) [1700425](#) [1702246](#) [1705229](#) [1710175](#) [1714537](#) [1717806](#) [1719600](#) [1728941](#)
[1734692](#) [1734795](#) [1736036](#) [1740194](#) [1740291](#) [1740628](#) [1740990](#) [1746952](#) [1750207](#) [1752441](#) [1752865](#) [1754115](#) [1754144](#) [1756913](#)
[1760051](#) [1760336](#)