

## PCB terminal block - SPT-THR 1,5/ 4-H-5,0 P20 R32 - 1823874

Please be informed that the data shown in this PDF Document is generated from our Online Catalog. Please find the complete data in the user's documentation. Our General Terms of Use for Downloads are valid (<http://phoenixcontact.com/download>)



The figure shows the 10-position version


PCB terminal block, nominal current: 13.5 A, rated voltage (III/2): 320 V, nominal cross section: 1.5 mm<sup>2</sup>, pitch: 5 mm, number of positions: 4, connection method: Push-in spring connection, mounting: THR soldering, conductor/PCB connection direction: 0 °, color: black, Pin layout: Linear double pinning, Solder pin [P]: 2 mm

### Your advantages

- Time saving push-in connection, tools not required
- Defined contact force ensures that contact remains stable over the long term
- Intuitive use through colour coded actuation lever
- Designed for integration into the SMT soldering process
- Quick and convenient testing using integrated test option
- Operation and conductor connection from one direction enable integration into front of device
- Two solder pins reduce the mechanical strain on the soldering spots



### Key Commercial Data

|                        |   |
|------------------------|---|
| Packing unit           | 250 pc  |
| Minimum order quantity | 250 pc  |
| GTIN                   | <br>4 046356 814263 |
| GTIN                   | 4046356814263   |

### Technical data

#### Item properties

|                           |                           |
|---------------------------|---------------------------|
| Brief article description | PCB terminal block        |
| Range of articles         | SPT 1,5/..-H-THR          |
| Pitch                     | 5 mm                      |
| Number of positions       | 4                         |
| Connection method         | Push-in spring connection |
| Mounting type             | THR soldering             |
| Pin layout                | Linear double pinning     |

# PCB terminal block - SPT-THR 1,5/ 4-H-5,0 P20 R32 - 1823874

## Technical data

### Item properties

|                       |   |
|-----------------------|---|
| Number of levels      | 1 |
| Number of connections | 4 |
| Number of potentials  | 4 |

### Electrical parameters

|                             |        |
|-----------------------------|--------|
| Nominal current             | 13.5 A |
| Nom. voltage                | 320 V  |
| Rated voltage               | 250 V  |
| Rated voltage (III/2)       | 320 V  |
| Rated voltage (II/2)        | 500 V  |
| Rated surge voltage (III/3) | 4 kV   |
| Rated surge voltage (III/2) | 4 kV   |
| Rated surge voltage (II/2)  | 4 kV   |

### Connection capacity

|   |  |
|---|--|
| Connection method   | Push-in spring connection                    |
| Conductor cross section solid   | 0.2 mm <sup>2</sup> ... 1.5 mm <sup>2</sup>  |
| Conductor cross section flexible                                      | 0.2 mm <sup>2</sup> ... 1.5 mm <sup>2</sup>  |
| Conductor cross section AWG / kcmil                                   | 24 ... 16                                    |
| Conductor cross section flexible, with ferrule without plastic sleeve | 0.2 mm <sup>2</sup> ... 1.5 mm <sup>2</sup>  |
| Conductor cross section, flexible, with ferrule, with plastic sleeve  | 0.2 mm <sup>2</sup> ... 0.75 mm <sup>2</sup> |
| Stripping length  | 8 mm   |

### Material data - contact

|  |   |
|--|---|
| Note                                     | WEEE/RoHS-compliant, free of whiskers according to IEC 60068-2-82/ JEDEC JESD 201 |
| Contact material                         | Cu alloy  |
| Surface characteristics                  | hot-dip tin-plated  |
| Metal surface terminal point (top layer) | Tin (4 - 8 µm Sn)   |
| Metal surface soldering area (top layer) | Tin (4 - 8 µm Sn)   |

### Material data - housing

|  |              |
|--|--------------|
| Housing color                          | black (9005) |
| Insulating material                    | LCP          |
| Insulating material group              | IIIa         |
| CTI according to IEC 60112             | 175          |
| Flammability rating according to UL 94 | V0           |

### Dimensions for the product

|                             |         |
|-----------------------------|---------|
| Length [ l ]                | 13.6 mm |
| Width [ w ]                 | 19 mm   |
| Height [ h ]                | 9.7 mm  |
| Pitch                       | 5 mm    |
| Height (without solder pin) | 7.7 mm  |

# PCB terminal block - SPT-THR 1,5/ 4-H-5,0 P20 R32 - 1823874

## Technical data

### Dimensions for the product

|                |              |
|----------------|--------------|
| Solder pin [P] | 2 mm         |
| Pin spacing    | 7 mm         |
| Pin dimensions | 0.7 x 0.3 mm |

### Dimensions for PCB design

|               |        |
|---------------|--------|
| Hole diameter | 1.1 mm |
| Pin spacing   | 7 mm   |

### Packaging information

|                             |  |
|-----------------------------|--|
| Type of packaging           | 32 mm wide tape                          |
| Pieces per package          | 250                                      |
| Denomination packing units  | Pcs.                                     |
| [W] tape width              | 32 mm                                    |
| [A] coil diameter           | 330 mm                                   |
| [W2] coil overall dimension | 38.4 mm                                  |
| Outer packaging type        | Transparent-Bag                          |
| ESD level                   | (D) electrostatically conductive         |
| Specification               | DIN EN 61340-5-1 (VDE 0300-5-1): 2008-07 |

### General product information

|              |  |
|--------------|--|
| Type of note | Assembly instruction:                                    |
| Note         | This item is not suitable for PCB cleaning with liquids. |

### Processing notes

|   |  |
|---|--|
| Process                                   | Reflow/wave soldering                    |
| Specification                             | Following IPC/JEDEC J-STD-020D.1:2008-03 |
|   | Following IEC 61760-1:2006-04            |
|   | Following IEC 60068-2-58:2005-02         |
| Moisture Sensitive Level                  | MSL 1                                    |
| Classification temperature T <sub>c</sub> | 260 °C                                   |
| Solder cycles in the reflow               | 3  |

### Ambient conditions

|   |   |
|---|---|
| Ambient temperature (storage/transport) | -40 °C ... 70 °C  |
| Ambient temperature (assembly)          | -5 °C ... 100 °C  |
| Ambient temperature (operation)         | -40 °C ... 100 °C (Depending on the current carrying capacity/derating curve) |

### Termination and connection method

|  |                       |
|--|-----------------------|
| Connection test                          | IEC 60998-2-2:2002-12 |
| Test result                              | Test passed           |
| Test for conductor damage and slackening | IEC 60998-2-2:2002-12 |
|  | Test passed           |

### Pull-out test

# PCB terminal block - SPT-THR 1,5/ 4-H-5,0 P20 R32 - 1823874

## Technical data

### Pull-out test

|  |   |
|--|---|
| Pull-out test  | IEC 60998-2-2:2002-12                   |
|  | Test passed                             |
| Conductor cross section / conductor type / tensile force | 0.2 mm <sup>2</sup> / solid / > 10 N    |
|  | 0.2 mm <sup>2</sup> / flexible / > 10 N |
|  | 1.5 mm <sup>2</sup> / solid / > 40 N    |
|  | 1.5 mm <sup>2</sup> / flexible / > 40 N |

### Mechanical tests according to standard

|                    |                          |
|--------------------|--------------------------|
| Test specification | IEC 60998-2-2 (in parts) |
|--------------------|--------------------------|

### Electrical tests

|                             |                     |
|-----------------------------|---------------------|
| Rated current               | 13.5 A              |
| Conductor cross section     | 1.5 mm <sup>2</sup> |
| Rated voltage (III/2)       | 320 V               |
| Rated surge voltage (III/2) | 4 kV                |

### Air clearances and creepage distances

|   |                       |
|---|-----------------------|
| Clearances and creepage distances               | IEC 60947-7-4:2013-08 |
| Specification                                   | IEC 60947-7-4:2013-08 |
| Minimum clearance - inhomogeneous field (III/3) | 3 mm                  |
| Minimum clearance - inhomogeneous field (III/2) | 3 mm                  |
| Minimum clearance - inhomogeneous field (II/2)  | 3 mm                  |
| Minimum creepage distance value (III/3)         | 4 mm                  |
| Minimum creepage distance value (III/2)         | 3.2 mm                |
| Minimum creepage distance value (II/2)          | 5 mm                  |

### Temperature-rise test

|                                   |                                |
|-----------------------------------|--------------------------------|
| Specification                     | IEC 60998-2-1:2002-12          |
| Result                            | Test passed                    |
| Requirement temperature-rise test | Increase in temperature ≤ 45 K |

### Current carrying capacity / derating curves

|                     |  |
|---------------------|--|
| Caption             | Type: SPT-THR 1,5/ 5-H-5,0(5,08) P26<br>Tested according to DIN EN 60512-5-2:2003-01<br>Reduction factor = 1<br>Number of positions: 5 |
| Specification       | Following IEC 60512-5-2:2002-02  |
| Number of positions | 5  |
| Reduction factor    | 1  |

### Vibration test

|               |                       |
|---------------|-----------------------|
| Specification | IEC 60068-2-6:2007-12 |
| Result        | Test passed           |
| Frequency     | 10 - 150 - 10 Hz      |
| Sweep speed   | 1 octave/min          |

## PCB terminal block - SPT-THR 1,5/ 4-H-5,0 P20 R32 - 1823874

### Technical data

#### Vibration test

|                        |                        |
|------------------------|------------------------|
| Amplitude              | 0.35 mm (10 - 60.1 Hz) |
| Acceleration           | 5 g (60.1 - 150 Hz)    |
| Test duration per axis | 2.5 h                  |

#### Resistance to ageing, humidity and penetration of solids

|            |                 |
|------------|-----------------|
| Dry heat   | 168 h/100°C     |
| Humid heat | 48 h/30 °C/92 % |

#### Insulation resistance

|  |                     |
|--|---------------------|
| Specification                                | IEC 60998-1:2002-12 |
| Result                                       | Test passed         |
| Insulation resistance, neighboring positions | 9 TΩ                |

#### Glow-wire test

|                  |                     |
|------------------|---------------------|
| Specification    | IEC 60998-1:2002-12 |
| Result           | Test passed         |
| Temperature      | 850 °C              |
| Time of exposure | 5 s                 |

#### Mechanical strength/tumbling barrel test

|                       |                     |
|-----------------------|---------------------|
| Specification         | IEC 60998-1:2002-12 |
| Height of fall        | 50 cm               |
| Number of drop cycles | 50                  |
| Rotation speed        | 5 rpm               |

#### Standards and Regulations

|  |        |
|--|--------|
| Connection in acc. with standard       | EN-VDE |
| Flammability rating according to UL 94 | V0     |

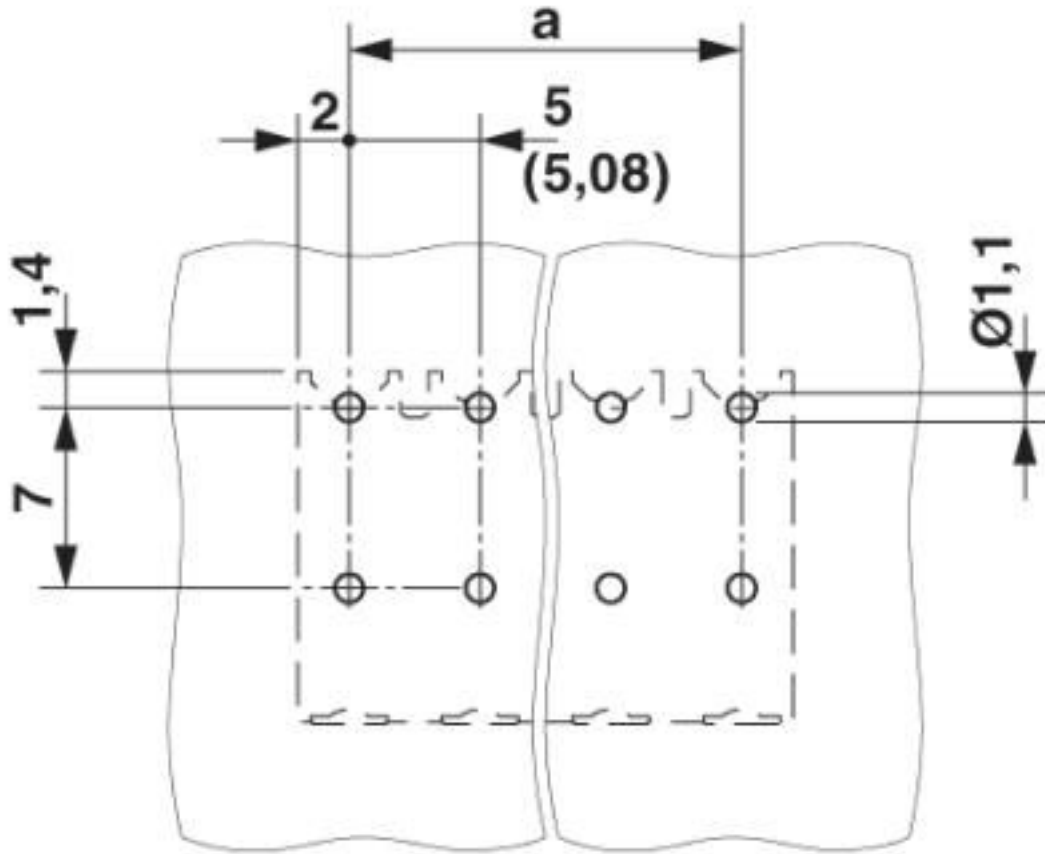
#### Environmental Product Compliance

|            |   |
|------------|---|
| China RoHS | Environmentally friendly use period: unlimited = EFUP-e |
|            | No hazardous substances above threshold values          |

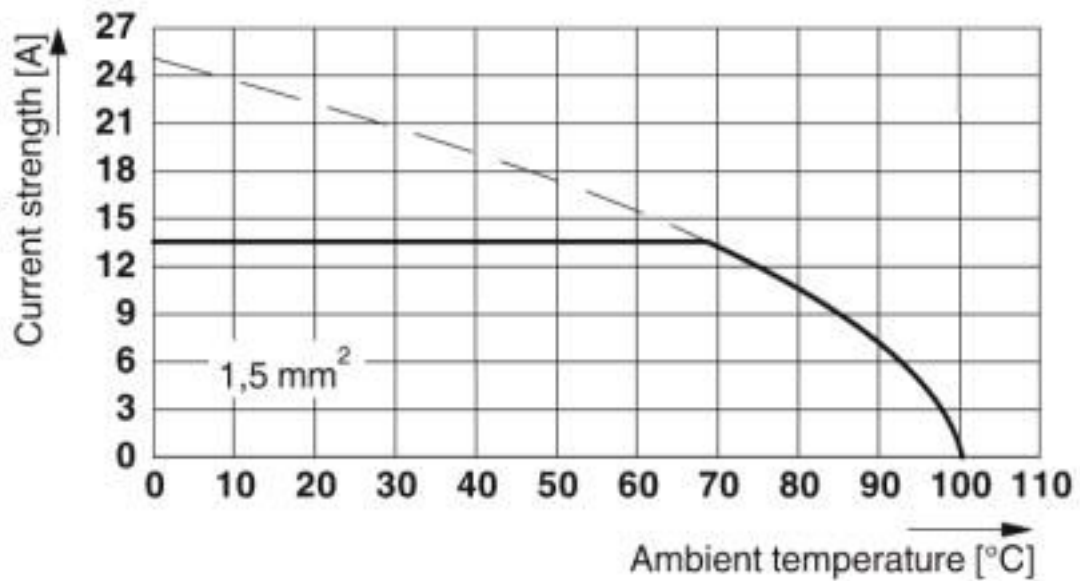
### Drawings

# PCB terminal block - SPT-THR 1,5/ 4-H-5,0 P20 R32 - 1823874

Drilling diagram



Diagram



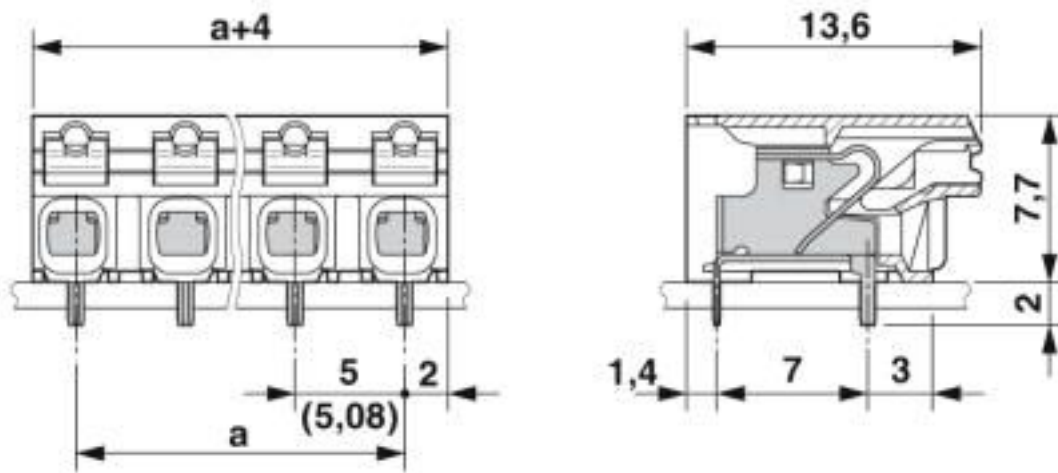
# PCB terminal block - SPT-THR 1,5/ 4-H-5,0 P20 R32 - 1823874

Tested according to DIN EN 60512-5-2:2003-01

Reduction factor = 1

Number of positions: 5

Dimensional drawing



## Classifications

eCl@ss

|               |          |
|---------------|----------|
| eCl@ss 10.0.1 | 27440401 |
| eCl@ss 4.0    | 27141100 |
| eCl@ss 4.1    | 27141100 |
| eCl@ss 5.0    | 27141100 |
| eCl@ss 5.1    | 27261100 |
| eCl@ss 6.0    | 27261100 |
| eCl@ss 7.0    | 27440401 |
| eCl@ss 8.0    | 27440401 |
| eCl@ss 9.0    | 27440401 |

ETIM

|          |          |
|----------|----------|
| ETIM 3.0 | EC001121 |
| ETIM 4.0 | EC002643 |
| ETIM 5.0 | EC002643 |
| ETIM 6.0 | EC002643 |
| ETIM 7.0 | EC002643 |

UNSPSC

|               |          |
|---------------|----------|
| UNSPSC 6.01   | 30211801 |
| UNSPSC 7.0901 | 39121432 |
| UNSPSC 11     | 39121432 |
| UNSPSC 12.01  | 39121432 |
| UNSPSC 13.2   | 39121432 |
| UNSPSC 18.0   | 39121432 |

# PCB terminal block - SPT-THR 1,5/ 4-H-5,0 P20 R32 - 1823874

## Classifications

### UNSPSC

|             |          |
|-------------|----------|
| UNSPSC 19.0 | 39121432 |
| UNSPSC 20.0 | 39121432 |
| UNSPSC 21.0 | 39121432 |

## Approvals


### Approvals


#### Approvals


IECEE CB Scheme / VDE Zeichengenehmigung / EAC / cULus Recognized


#### Ex Approvals

### Approval details

|                            |   |   |           |
|----------------------------|---|---|-----------|
| IECEE CB Scheme            |  | <a href="http://www.iecee.org/">http://www.iecee.org/</a> | DE1-60621 |
| Nominal voltage UN         |   | 320 V   |           |
| Nominal current IN         |   | 13.5 A  |           |
| mm <sup>2</sup> /AWG/kcmil |   | 0.2-1.5   |           |

|                            |   |   |          |
|----------------------------|---|---|----------|
| VDE Zeichengenehmigung     |  | <a href="http://www2.vde.com/de/Institut/Online-Service/VDE-gepruefteProdukte/Seiten/Online-Suche.aspx">http://www2.vde.com/de/Institut/Online-Service/VDE-gepruefteProdukte/Seiten/Online-Suche.aspx</a> | 40046113 |
| Nominal voltage UN         |   | 320 V   |          |
| Nominal current IN         |   | 13.5 A  |          |
| mm <sup>2</sup> /AWG/kcmil |   | 0.2-1.5   |          |

|     |   |         |
|-----|---|---------|
| EAC |  | B.01687 |
|-----|---|---------|

|                    |   |   |                 |
|--------------------|---|---|-----------------|
| cULus Recognized   |  | <a href="http://database.ul.com/cgi-bin/XYV/template/LISEXT/1FRAME/index.htm">http://database.ul.com/cgi-bin/XYV/template/LISEXT/1FRAME/index.htm</a> | E60425-20061129 |
| Nominal voltage UN |   | B<br>300 V  | D<br>300 V      |



## PCB terminal block - SPT-THR 1,5/ 4-H-5,0 P20 R32 - 1823874

### Approvals

|                                | B     | D     |
|--------------------------------|-------|-------|
| Nominal current I <sub>N</sub> | 10 A  | 10 A  |
| mm <sup>2</sup> /AWG/kcmil     | 24-16 | 24-16 |

### Accessories

#### Accessories

##### Cable end sleeve

Ferrule - A 0,5 - 8 - 3202481



Ferrule, length: 8 mm, color: silver

---

Ferrule - A 0,75- 8 - 3202504



Ferrule, length: 8 mm, color: silver

---

Ferrule - A 1 - 8 - 3202517



Ferrule, length: 8 mm, color: silver

---

Ferrule - AI 0,25- 8 YE - 3203037



Ferrule, sleeve length: 8 mm, length: 12.5 mm, color: yellow

---

## PCB terminal block - SPT-THR 1,5/ 4-H-5,0 P20 R32 - 1823874

### Accessories

Ferrule - AI 0,5 - 8 WH - 3200014



Ferrule, sleeve length: 8 mm, length: 14 mm, color: white

---

Ferrule - AI 0,5 - 8 WH -1000 - 3200881



Ferrule, sleeve length: 8 mm, length: 14 mm, color: white

---

Ferrule - AI 0,75- 8 GY - 3200519



Ferrule, sleeve length: 8 mm, length: 14 mm, color: gray

---

Ferrule - AI 0,75- 8 GY -1000 - 3200894



Ferrule, sleeve length: 8 mm, length: 14 mm, color: gray

---

### Crimping tool

Crimping pliers - CRIMPFOX 6 - 1212034



Crimping pliers, for ferrules without insulating collar according to DIN 46228 Part 1 and ferrules with insulating collar according to DIN 46228 Part 4, 0.25 mm<sup>2</sup> ... 6.0 mm<sup>2</sup>, lateral entry, trapezoidal crimp

---

### Printed circuit board terminal

## PCB terminal block - SPT-THR 1,5/ 4-H-5,0 P20 R32 - 1823874

### Accessories

Sample set - SAMPLE SPT-THR 1,5/ 4-H-5,0 - 1843333



PCB terminal block, nominal current: 13.5 A, rated voltage (III/2): 320 V, nominal cross section: 1.5 mm<sup>2</sup>, pitch: 5 mm, number of positions: 4, connection method: Push-in spring connection, mounting: THR soldering, conductor/PCB connection direction: 0 °, color: black, Pin layout: Linear double pinning, Solder pin [P]: 2 mm. SAMPLE set with 5 items in belt section. When used as part of soldering process, please use items without SAMPLE marking

---

### Screwdriver tools

Screwdriver - SZS 0,4X2,5 VDE - 1205037



Screwdriver, slot-headed, VDE insulated, size: 0.4 x 2.5 x 80 mm, 2-component grip, with non-slip grip

---

Phoenix Contact 2020 © - all rights reserved  
<http://www.phoenixcontact.com>

PHOENIX CONTACT GmbH & Co. KG  
Flachsmarktstr. 8  
32825 Blomberg  
Germany  
Tel. +49 5235 300  
Fax +49 5235 3 41200  
<http://www.phoenixcontact.com>

## X-ON Electronics

Largest Supplier of Electrical and Electronic Components

*Click to view similar products for [Fixed Terminal Blocks](#) category:*

*Click to view products by [Phoenix Contact](#) manufacturer:*

Other Similar products are found below :

[MBE-1512](#) [MBE-154](#) [MBE-156](#) [MBES-153](#) [MBES-156](#) [MH-2512](#) [MHE-132](#) [MHE-163](#) [MI-254 \(35\)](#) [MI-272](#) [880507](#) [MPT-275](#)  
[15602-04-08-21](#) [BA311TU](#) [BA411SU](#) [MV-152](#) [MV-252-D](#) [MV-253/NCNOC](#) [MV-254-D](#) [MV-255](#) [MV-462](#) [MV-493](#) [MVE-252](#) [MVE-253](#)  
[MVE-273](#) [MVEB-153](#) [1700096](#) [1705142](#) [1712417](#) [1713020](#) [1713088](#) [1745195](#) [1760594](#) [1776118-2](#) [1790852](#) [1-796689-8](#) [1-796692-6](#)  
[1800001](#) [1800114](#) [1995279](#) [20020314-C121B01LF](#) [CB2-12](#) [KP03215000J0G](#) [KP04215000J0G](#) [S451](#) [282802-2](#) [29.007](#) [29.116](#) [30.103](#)  
[30.106](#)