

Printed-circuit board connector - CCA 2,5/ 8-G P20 THR - 1836405

Please be informed that the data shown in this PDF Document is generated from our Online Catalog. Please find the complete data in the user's documentation. Our General Terms of Use for Downloads are valid (<http://phoenixcontact.com/download>)

PCB headers, nominal current: 12 A, rated voltage (III/2): 320 V, nominal cross section: 2.5 mm², number of positions: 8, pitch: 5 mm, color: black, contact surface: Tin, mounting: THR soldering, pin layout: Linear pinning, solder pin [P]: 2 mm, User information and design recommendations for through hole reflow technology can be found under: Downloads




The figure shows a 10-position version of the product

Your advantages

- Designed for integration into the SMT soldering process
- Maximum flexibility when it comes to device design – one header for connectors with different connection technologies
- Closed contour for optimum stability of the plug-in connection



Key Commercial Data

| | |
|------------------------|---|
| Packing unit | 50 pc |
| Minimum order quantity | 50 pc |
| GTIN |  4 055626 020709 |
| GTIN | 4055626020709 |

Technical data

Item properties

| | |
|---------------------------|---------------------|
| Brief article description | Feed-through header |
| Plug-in system | CLASSIC COMBICON |
| Type of contact | Male connector |
| Range of articles | CCA 2,5/..-G |
| Pitch | 5 mm |
| Number of positions | 8 |
| Mounting type | THR soldering |
| Pin layout | Linear pinning |
| Locking | without |
| Number of levels | 1 |
| Number of connections | 8 |

Printed-circuit board connector - CCA 2,5/ 8-G P20 THR - 1836405

Technical data

Item properties

| | |
|----------------------|---|
| Number of potentials | 8 |
|----------------------|---|

Electrical parameters

| | |
|-----------------------------|-------|
| Nominal current | 12 A |
| Nom. voltage | 320 V |
| Rated voltage | 250 V |
| Rated voltage (III/2) | 320 V |
| Rated voltage (II/2) | 400 V |
| Rated surge voltage (III/3) | 4 kV |
| Rated surge voltage (III/2) | 4 kV |
| Rated surge voltage (II/2) | 4 kV |

Material data - contact

| | |
|---|---|
| Note | WEEE/RoHS-compliant, free of whiskers according to IEC 60068-2-82/ JEDEC JESD 201 |
| Contact material | Cu alloy |
| Surface characteristics | Tin-plated |
| Metal surface contact area (top layer) | Tin (3 - 5 µm Sn) |
| Metal surface contact area (middle layer) | Nickel (1.3 - 3 µm Ni), |
| Metal surface soldering area (top layer) | Tin (3 - 5 µm Sn) |
| Metal surface soldering area (middle layer) | Nickel (1.3 - 3 µm Ni) |

Material data - housing

| | |
|--|--------------|
| Housing color | black (9005) |
| Insulating material | LCP |
| Insulating material group | IIIa |
| CTI according to IEC 60112 | 175 |
| Flammability rating according to UL 94 | V0 |

Dimensions for the product

| | |
|-----------------------------|----------|
| Length [l] | 12 mm |
| Width [w] | 42.8 mm |
| Height [h] | 10.57 mm |
| Pitch | 5 mm |
| Height (without solder pin) | 8.57 mm |
| Solder pin [P] | 2 mm |
| Pin dimensions | 1 x 1 mm |

Dimensions for PCB design

| | |
|---------------|--------|
| Hole diameter | 1.6 mm |
|---------------|--------|

Packaging information

| | |
|--------------------|---------------------|
| Type of packaging | packed in cardboard |
| Pieces per package | 50 |

Printed-circuit board connector - CCA 2,5/ 8-G P20 THR - 1836405

Technical data

Packaging information

| | |
|----------------------------|------|
| Denomination packing units | Pcs. |
|----------------------------|------|

Ambient conditions

| | |
|---|---|
| Ambient temperature (storage/transport) | -40 °C ... 70 °C |
| Ambient temperature (assembly) | -5 °C ... 100 °C |
| Ambient temperature (operation) | -40 °C ... 100 °C (dependent on the derating curve) |

Air clearances and creepage distances

| | |
|---|---------------------|
| Clearances and creepage distances | IEC 60664-1:2007-04 |
| Specification | IEC 60664-1:2007-04 |
| Minimum clearance - inhomogeneous field (III/3) | 3 mm |
| Minimum clearance - inhomogeneous field (III/2) | 3 mm |
| Minimum clearance - inhomogeneous field (II/2) | 3 mm |
| Minimum creepage distance value (III/3) | 4 mm |
| Minimum creepage distance value (III/2) | 3.2 mm |
| Minimum creepage distance value (II/2) | 4 mm |

Current carrying capacity / derating curves

| | |
|------------------|--|
| Caption | Type: MSTB 2,5/...-ST with CCA 2,5/...-G P20 THR |
| Specification | IEC 61984:2008-10 |
| Reduction factor | 0.8 |
| Note | Representation based on IEC 60512-5-2:2002-02 |
| | For number of positions, see diagram |

Mechanical tests (A)

| | |
|--|-------------|
| Test specification | IEC 61984 |
| Insertion strength per pos. approx. | 8 N |
| Withdraw strength per pos. approx. | 6 N |
| Polarization when inserted requirement >20 N | Test passed |
| Contact holder in insert requirements >20 N | Test passed |

Durability tests (B)

| | |
|--|-----------------------|
| Specification | IEC 60512-9-1:2010-03 |
| Contact resistance R ₁ | 1.1 mΩ |
| Insertion/withdrawal cycles | 25 |
| Contact resistance R ₂ | 1.2 mΩ |
| Impulse withstand voltage at sea level | 4.8 kV |
| Power-frequency withstand voltage | 2.21 kV |
| Insulation resistance, neighboring positions | > 1 TΩ |

Thermal tests (C)

| | |
|-------------------------|-----------------------|
| Specification | IEC 60512-5-1:2002-02 |
| Number of positions | 24 |
| Conductor cross section | 2.5 mm ² |

Printed-circuit board connector - CCA 2,5/ 8-G P20 THR - 1836405

Technical data

Thermal tests (C)

| | |
|---|-------------|
| Test current | 12 A |
| Upper limiting temperature requirements <100 °C | Test passed |

Climatic tests (D)

| | |
|--|---|
| Specification | ISO 6988:1985-02 |
| Cold stress | -40 °C/2 h |
| Thermal stress | 100 °C/168 h |
| Corrosive stress | 0.2 dm ³ SO ₂ on 300 dm ³ /40 °C/1 cycle |
| Impulse withstand voltage at sea level | 4.8 kV |
| Power-frequency withstand voltage | 2.21 kV |

Environmental and durability tests (E)

| | |
|---------------------------------------|-------------------------------------|
| Specification | IEC 61984:2008-10 |
| Result, degree of protection, IP code | Finger safety with IP20 test finger |

Standards and Regulations

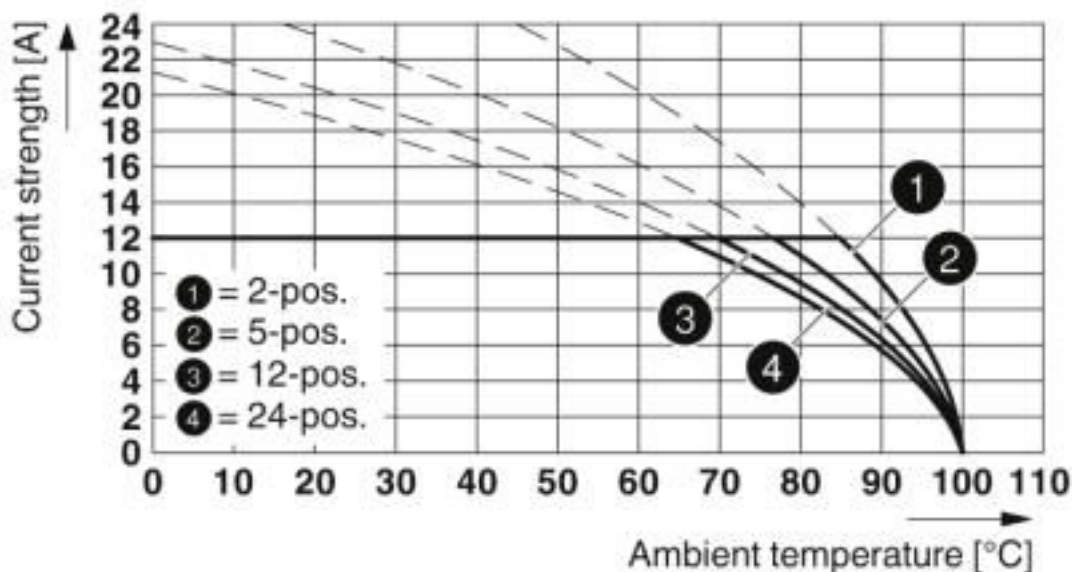
| | |
|--|--------|
| Connection in acc. with standard | EN-VDE |
| Flammability rating according to UL 94 | V0 |

Environmental Product Compliance

| | |
|------------|---|
| China RoHS | Environmentally friendly use period: unlimited = EFUP-e |
| | No hazardous substances above threshold values |

Drawings

Diagram



Printed-circuit board connector - CCA 2,5/ 8-G P20 THR - 1836405

Classifications

eCl@ss

| | |
|---------------|----------|
| eCl@ss 10.0.1 | 27440402 |
| eCl@ss 4.0 | 27260700 |
| eCl@ss 4.1 | 27260700 |
| eCl@ss 5.0 | 27260700 |
| eCl@ss 5.1 | 27260700 |
| eCl@ss 6.0 | 27260700 |
| eCl@ss 7.0 | 27440402 |
| eCl@ss 8.0 | 27440402 |
| eCl@ss 9.0 | 27440402 |

ETIM

| | |
|----------|----------|
| ETIM 5.0 | EC002637 |
| ETIM 6.0 | EC002637 |
| ETIM 7.0 | EC002637 |

UNSPSC

| | |
|-------------|----------|
| UNSPSC 13.2 | 39121409 |
| UNSPSC 18.0 | 39121409 |
| UNSPSC 19.0 | 39121409 |
| UNSPSC 20.0 | 39121409 |
| UNSPSC 21.0 | 39121409 |

Approvals


Approvals

Approvals

cULus Recognized / EAC

Ex Approvals

Approval details

| | | | |
|--------------------|---|---|-----------------|
| cULus Recognized |  | http://database.ul.com/cgi-bin/XYV/template/LISEXT/1FRAME/index.htm | E60425-19931011 |
| | B | D | |
| Nominal voltage UN | 300 V | 300 V | |
| Nominal current IN | 16 A | 10 A | |

Printed-circuit board connector - CCA 2,5/ 8-G P20 THR - 1836405

Approvals

| | | |
|-----|---|---------|
| EAC |  | B.01687 |
|-----|---|---------|

Accessories

Accessories

Coding element

Coding section - CR-MSTB - 1734401

Coding section, inserted into the recess in the header or the inverted plug, red insulating material



Coding section - CR-MSTB NAT HT - 1954362

HT coding section, prior to the reflow soldering process it is inserted into the recess on the header, made from high-temperature-resistant beige insulation material



Marker pen

Marker pen - B-STIFT - 1051993

Marker pen, for manual labeling of unprinted Zack strips, smear-proof and waterproof, line thickness 0.5 mm



X-ON Electronics

Largest Supplier of Electrical and Electronic Components

Click to view similar products for [Pluggable Terminal Blocks](#) category:

Click to view products by [Phoenix Contact](#) manufacturer:

Other Similar products are found below :

[57.510.0053](#) [MC 1.5/ 6-ST-3.5 GY AU](#) [734-104](#) [734-302](#) [8-141-P](#) [8426620000](#) [860505](#) [860810](#) [GBPACX-12](#) [93.731.4953.0](#) [PV05-5,08-K](#)
[PVP02-5,00](#) [PVP03-3,50](#) [PVP04-3,50](#) [PVS02-5,00](#) [1-1986160-3](#) [1377680000](#) [1531000000](#) [1546228-5](#) [ELFH16150](#) [ELFP03110](#)
[ELFP10210](#) [ELFT06250](#) [ELVP03100](#) [1700101](#) [1700410](#) [1700425](#) [1702246](#) [1705229](#) [1710175](#) [1714537](#) [1717806](#) [1719600](#) [1728941](#)
[1734692](#) [1734795](#) [1736036](#) [1740194](#) [1740291](#) [1740628](#) [1740990](#) [1746952](#) [1750207](#) [1752441](#) [1752865](#) [1754115](#) [1754144](#) [1756913](#)
[1760051](#) [1760336](#)