

Printed-circuit board connector - PCC 4/ 7-ST-7,62 - 1840146

Please be informed that the data shown in this PDF Document is generated from our Online Catalog. Please find the complete data in the user's documentation. Our General Terms of Use for Downloads are valid (<http://phoenixcontact.com/download>)



PCB connector, nominal current: 20 A, rated voltage (III/2): 1000 V, nominal cross section: 4 mm², number of positions: 7, pitch: 7.62 mm, connection method: Crimp connection, color: green, Corresponding female crimp contacts with current [A] and conductor cross section range [mm²] data: 13,5A/STG-MTN 0,5-1,0 (3190438); 13,5A/STG-MTN 0,5-1,0 BA (3190629); 20A/STG-MTN 1,5-2,5 (3190506); 20A/STG-MTN 1,5-2,5 BA (3190632). BA = Taped contacts


The figure shows an 10-position version

Your advantages

- Inexpensive connection of large quantities of pre-assembled conductors
- Small component size for applications where space is at a premium



Key Commercial Data

Packing unit	50 pc
GTIN	 4 017918 102227
GTIN	4017918102227

Technical data

Item properties

Brief article description	Printed-circuit board connector
Plug-in system	POWER COMBICON 4
Type of contact	Female connector
Range of articles	PCC 4/..-ST
Pitch	7.62 mm
Number of positions	7
Connection method	Crimp connection
Locking	without
Number of levels	1
Number of connections	7
Number of potentials	7

Electrical parameters

Printed-circuit board connector - PCC 4/ 7-ST-7,62 - 1840146

Technical data

Electrical parameters

Nominal current	20 A
Nom. voltage	1000 V
Rated voltage	400 V
Rated voltage (III/2)	1000 V
Rated voltage (II/2)	1000 V
Rated surge voltage (III/3)	8 kV
Rated surge voltage (III/2)	8 kV
Rated surge voltage (II/2)	8 kV

Connection capacity

Connection method	Crimp connection
pluggable	Yes
Conductor cross section flexible	0.5 mm ² ... 2.5 mm ²
Conductor cross section AWG / kcmil	20 ... 14

Flange specifications

Type of locking	without
Mounting flange	without

Material data - contact

Note	WEEE/RoHS-compliant, free of whiskers according to IEC 60068-2-82/ JEDEC JESD 201
Contact material	Cu alloy
Metal surface terminal point (top layer)	Tin (Sn)
Metal surface contact area (top layer)	Tin (Sn)

Material data - housing

Housing color	green (6021)
Insulating material	PA
Insulating material group	I
CTI according to IEC 60112	600
Flammability rating according to UL 94	V0
Glow wire flammability index GWFI according to EN 60695-2-12	850
Glow wire ignition temperature GWIT according to EN 60695-2-13	775
Temperature for the ball pressure test according to EN 60695-10-2	125 °C

Dimensions for the product

Length [l]	28.7 mm
Width [w]	53.29 mm
Height [h]	17.2 mm
Pitch	7.62 mm
Height (without solder pin)	17.2 mm

Packaging information

Printed-circuit board connector - PCC 4/ 7-ST-7,62 - 1840146

Technical data

Packaging information

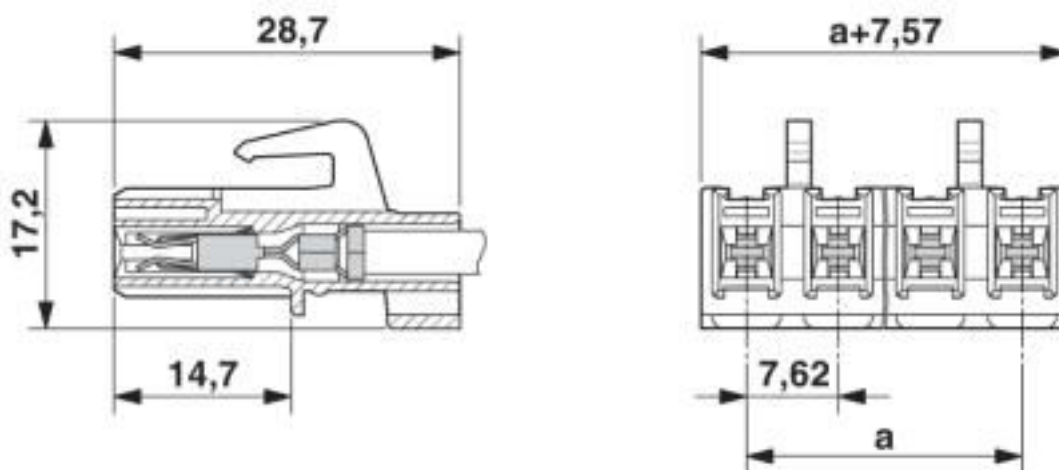
Type of packaging	packed in cardboard
Pieces per package	50
Denomination packing units	Pcs.

Environmental Product Compliance

China RoHS	Environmentally friendly use period: unlimited = EFUP-e
	No hazardous substances above threshold values

Drawings

Dimensional drawing



Classifications

eCl@ss

eCl@ss 10.0.1	27440309
eCl@ss 4.0	27260700
eCl@ss 4.1	27260700
eCl@ss 5.0	27260700
eCl@ss 5.1	27260700
eCl@ss 6.0	27260700
eCl@ss 7.0	27440309
eCl@ss 8.0	27440309
eCl@ss 9.0	27440309

ETIM

ETIM 3.0	EC001121
ETIM 4.0	EC002638
ETIM 5.0	EC002638

Printed-circuit board connector - PCC 4/ 7-ST-7,62 - 1840146

Classifications

ETIM

ETIM 6.0	EC002638
ETIM 7.0	EC002638

UNSPSC

UNSPSC 6.01	30211810
UNSPSC 7.0901	39121409
UNSPSC 11	39121409
UNSPSC 12.01	39121409
UNSPSC 13.2	39121409
UNSPSC 18.0	39121409
UNSPSC 19.0	39121409
UNSPSC 20.0	39121409
UNSPSC 21.0	39121409

Approvals


Approvals


Approvals

CSA / EAC / cULus Recognized

Ex Approvals

Approval details

CSA		http://www.csagroup.org/services-industries/product-listing/	13631
	B	C	
Nominal voltage UN	300 V	300 V	
Nominal current IN	10 A	10 A	
mm ² /AWG/kcmil	20-14	20-14	

EAC		B.01687
-----	---	---------

Printed-circuit board connector - PCC 4/ 7-ST-7,62 - 1840146

Approvals

cULus Recognized		http://database.ul.com/cgi-bin/XYV/template/LISEXT/1FRAME/index.htm	E60425-19920722
	B	C	
Nominal voltage UN	600 V	600 V	
Nominal current IN	10 A	10 A	
mm ² /AWG/kcmil	20-14	20-14	

Accessories

Accessories

Assembly tool

Contact removal tool - STG-EW - 3190441



Contact removal tool

Coding element

Coding profile - CP-PC RD - 1701967



Coding profile, for plugging into the coding ribs of the plug at a later date, insulating material, color: Red

Connector

Female insert - STG-MTN 0,5-1,0 - 3190438



Module socket contact, inserted in the PCC or HCC plug housing after crimping the conductor, for 0.5 mm² ... 1.0 mm² conductors

Printed-circuit board connector - PCC 4/ 7-ST-7,62 - 1840146

Accessories

Female insert - STG-MTN 0,5-1,0 BA - 3190629



Module socket contact, inserted in the PCC or HCC plug housing after crimping the conductor, for 0.5 mm² ... 1.0 mm² conductors, ribbon contact

Female insert - STG-MTN 1,5-2,5 - 3190506



Module socket contact, inserted in the PCC or HCC plug housing after crimping the conductor, for 1.5 mm² ... 2.5 mm² conductors

Female insert - STG-MTN 1,5-2,5 BAND - 3190632



Module socket contact, inserted in the PCC or HCC plug housing after crimping the conductor, for 1.5 mm² ... 2.5 mm² conductors, ribbon contact

Crimping tool

Crimping pliers - CRIMPFOX MT 2,5 - 1204038



Crimping pliers, for crimping conductors to the module female contacts STG-MTN, crimp range: 0.5-2.5 mm², AWG: 20-14

Labeled terminal marker

Marker card - SK 7,62/3,8:FORTL.ZAHLEN - 0804549



Marker card, Card, white, labeled, horizontal: consecutive numbers 1 ... 10, 11 ... 20, etc. up to 91 ... 100, mounting type: adhesive, for terminal block width: 7.62 mm, lettering field size: 7.62 x 3.8 mm

Strain relief

Printed-circuit board connector - PCC 4/ 7-ST-7,62 - 1840146

Accessories

Strain relief - STZ 2-PCC 4-7,62 - 1840214



Strain relief, for the 3 to 4-position MCC 1/...STZ-3,81 and MCC 1/...STZF-3,81 plugs, for snapping into the latching chambers, can be labeled with ZB 6

Strain relief - STZ 3-PCC 4-7,62 - 1840227

Strain relief, for the 5 to 10-position MCC 1/...STZ-3,81 and MCC 1/...STZF-3,81 plugs, for snapping into the latching chambers, can be labeled with ZB 6

Strain relief - STZ 5-PCC 4-7,62 GN - 1842005

Strain relief, for the 11 to 15-position MCC 1/...STZ-3,81 and MCC 1/...STZF-3,81 plugs, for snapping into the latching chambers, can be labeled with ZB 6

Strain relief - STZ 8-PCC 4-7,62 - 1840230

Strain relief, for the 16 to 20-position MCC 1/...STZ-3,81 and MCC 1/...STZF-3,81 plugs, for snapping into the latching chambers, can be labeled with ZB 6

Additional products

Feed-through header - PCV 4/ 7-G-7,62 - 1804739



PCB headers, nominal current: 20 A, rated voltage (III/2): 630 V, nominal cross section: 4 mm², number of positions: 7, pitch: 7.62 mm, color: green, contact surface: Tin, mounting: Wave soldering, pin layout: Linear pinning, solder pin [P]: 5 mm, Mounting flange: Accessory Order No. 1827570

Printed-circuit board connector - PC 4/ 7-G-7,62 - 1804849



PCB headers, nominal current: 20 A, rated voltage (III/2): 630 V, nominal cross section: 4 mm², number of positions: 7, pitch: 7.62 mm, color: green, contact surface: Tin, mounting: Wave soldering, pin layout: Linear pinning, solder pin [P]: 5 mm, Mounting flange: Accessory Order No. 1827570

Phoenix Contact 2020 © - all rights reserved
<http://www.phoenixcontact.com>

PHOENIX CONTACT GmbH & Co. KG
Flachmarktstr. 8
32825 Blomberg
Germany
Tel. +49 5235 300
Fax +49 5235 3 41200
<http://www.phoenixcontact.com>

X-ON Electronics

Largest Supplier of Electrical and Electronic Components

Click to view similar products for [Pluggable Terminal Blocks](#) category:

Click to view products by [Phoenix Contact](#) manufacturer:

Other Similar products are found below :

[57.510.0053](#) [MC 1.5/ 6-ST-3.5 GY AU](#) [734-104](#) [734-302](#) [8-141-P](#) [8426620000](#) [860505](#) [860810](#) [GBPACX-12](#) [93.731.4953.0](#) [PV05-5,08-K](#)
[PVP02-5,00](#) [PVP03-3,50](#) [PVP04-3,50](#) [PVS02-5,00](#) [1-1986160-3](#) [1377680000](#) [1531000000](#) [1546228-5](#) [ELFH16150](#) [ELFP03110](#)
[ELFP10210](#) [ELFT06250](#) [ELVP03100](#) [1700101](#) [1700410](#) [1700425](#) [1702246](#) [1705229](#) [1710175](#) [1714537](#) [1717806](#) [1719600](#) [1728941](#)
[1734692](#) [1734795](#) [1736036](#) [1740194](#) [1740291](#) [1740628](#) [1740990](#) [1746952](#) [1750207](#) [1752441](#) [1752865](#) [1754115](#) [1754144](#) [1756913](#)
[1760051](#) [1760336](#)